

MİMARİ KATALOG

ARCHITECTURAL CATALOGUE

Aluminyum Kapı Pencere ve Giydirme Cephe Sistemleri
Aluminium Window Doors and Facade Systems



Rescara Sistem
Profil Detayları

Rescara System
Profile Details



RESCARA SİSTEM

RESCARA SYSTEM

Alüminyum Kapı Pencere ve Giydirmce Cephe Sistemleri
Aluminium Window Doors and Facade Systems

01



02

03

04

05

06

07

08

09

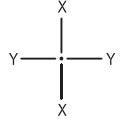
10

Önemli Not:

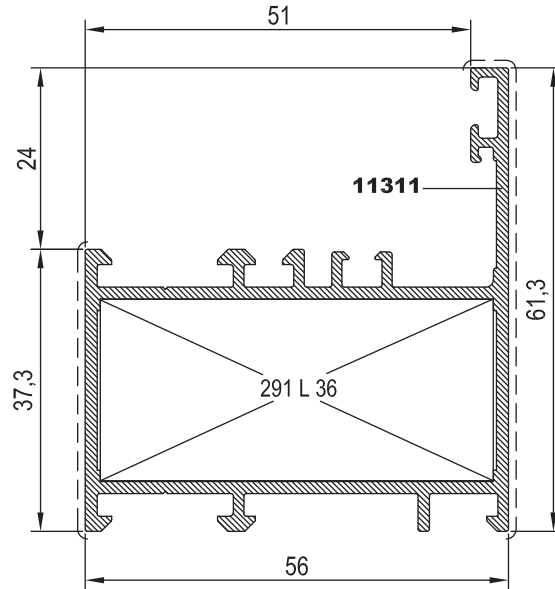
■ Alfa Serisi ortalama et kalınlıkları 1.6 mm olarak tasarlanmıştır. Kalınlık toleransında ilgili Euro normu esas alınmıştır.




KOD / CODE	AĞIRLIK (kg/m) / WEIGHT	Jxx cm ⁴	Jyy cm ⁴	L m
M56 F 02	1,098	17,088	10,554	6



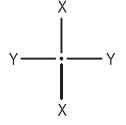
M56 F 02



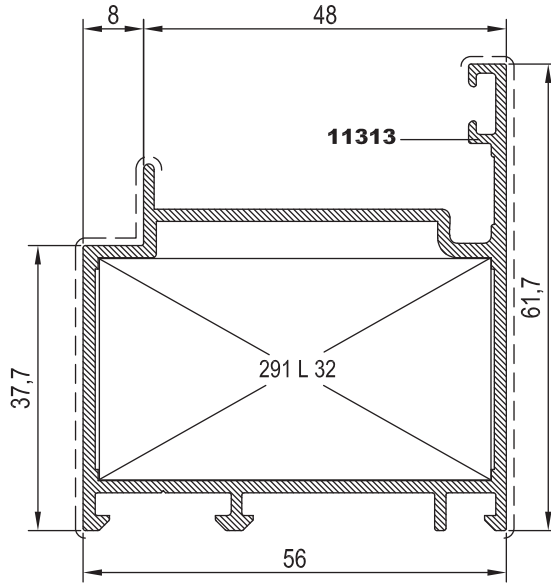
Nr	 L m	KESİM ÖLÇÜSÜ CUTTING SIZE	AKS. KODU ACS. CODE	
M56 F 02	11311	25 L 36 (2397)	51,6 mm	291 L 36



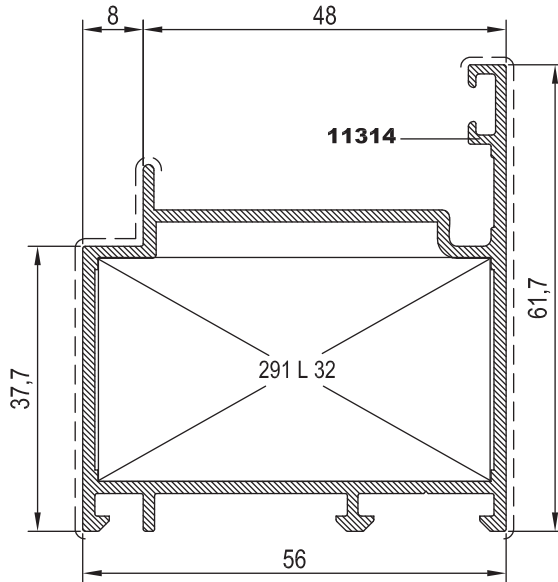
KOD / CODE	AĞIRLIK (kg/m) / WEIGHT	Jxx cm ⁴	Jyy cm ⁴	L m
M56 DF 01	1,057	17,758	12,647	6
M56 DF 02	1,057	17,834	12,717	6



M56 DF 01 (İÇE AÇILIM KAPI İÇİN / INSIDE OPENING)



M56 DF 02 (DIŞA AÇILIM KAPI İÇİN / OUTSIDE OPENING)



Nr



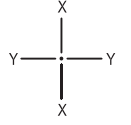
L m

KESİM ÖLÇÜSÜ
CUTTING SIZEAKS. KODU
ACS. CODE

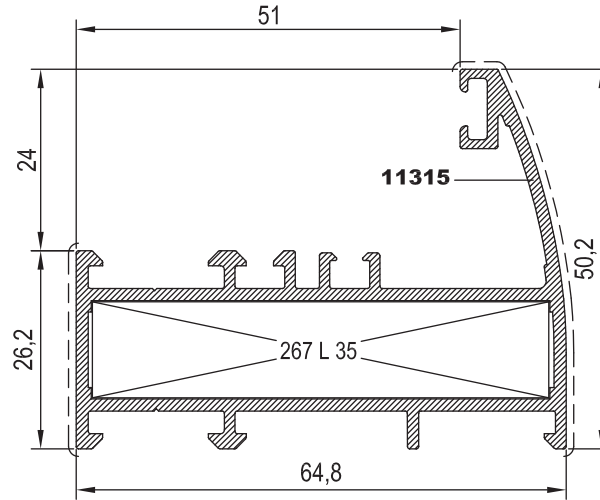
M56 DF 01	11313	25 L 32 (2430)	51,6 mm	291 L 32
M56 DF 02	11314	25 L 32 (2430)	51,6 mm	291 L 32



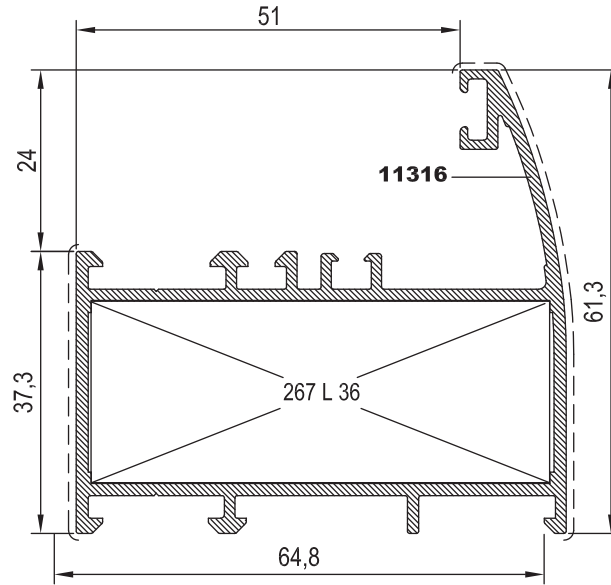
KOD / CODE	AĞIRLIK (kg/m) / WEIGHT	Jxx cm4	Jyy cm4	L m
M56 CF 01	1,117	19,723	6,652	6
M56 CF 02	1,214	23,295	12,594	6




M56 CF 01



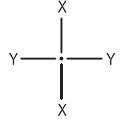
M56 CF 02



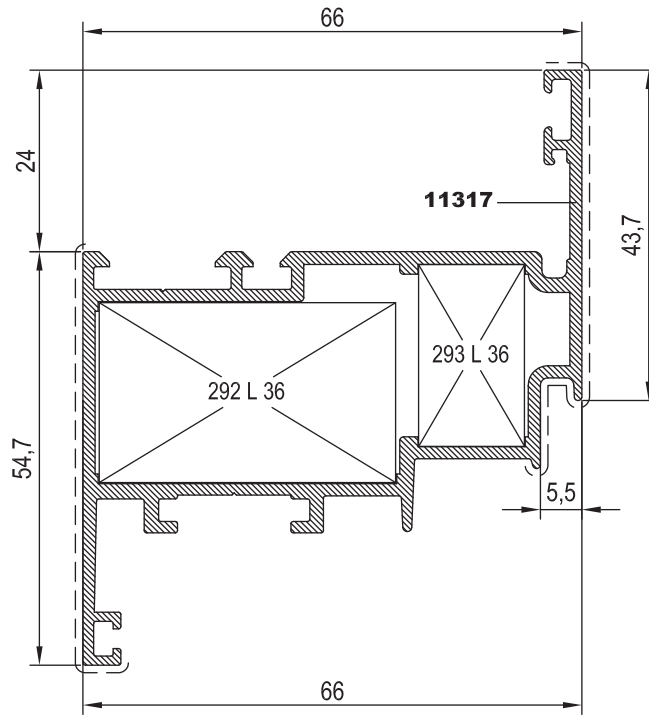
Nr		L m	KESİM ÖLÇÜSÜ CUTTING SIZE	AKS. KODU ACS. CODE
M56 CF 01	11315	25 L 35 (10076)	60,3 mm	267 L 35
M56 CF 02	11316	25 L 36 (2397)	60,3 mm	267 L 36



KOD / CODE	AĞIRLIK (kg/m) / WEIGHT	Jxx cm ⁴	Jyy cm ⁴	L m
M56 V 02	1,314	28,389	15,253	6



M56 V 02



Nr



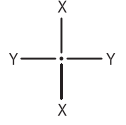
L m

KESİM ÖLÇÜSÜ
CUTTING SIZEAKS. KODU
ACS. CODE

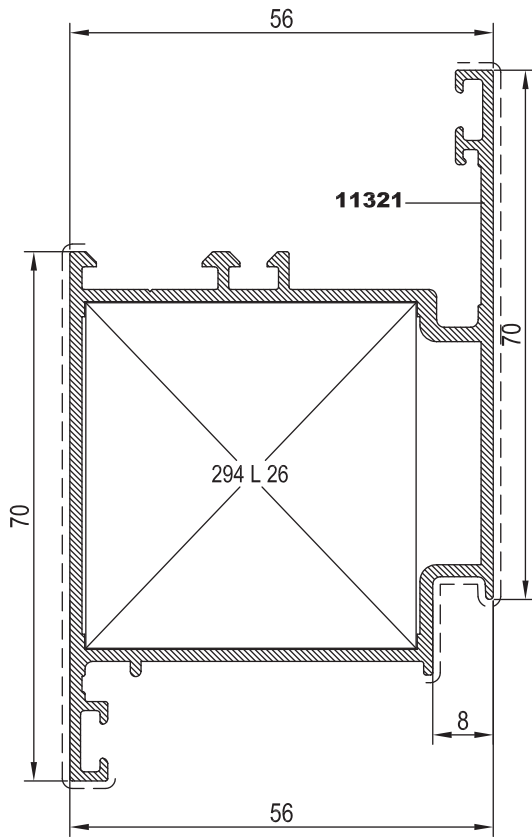
M56 V 02	11317	25 L 36 (2397)	39,1 mm	292 L 36
		25 L 36 (2397)	13,8 mm	293 L 36



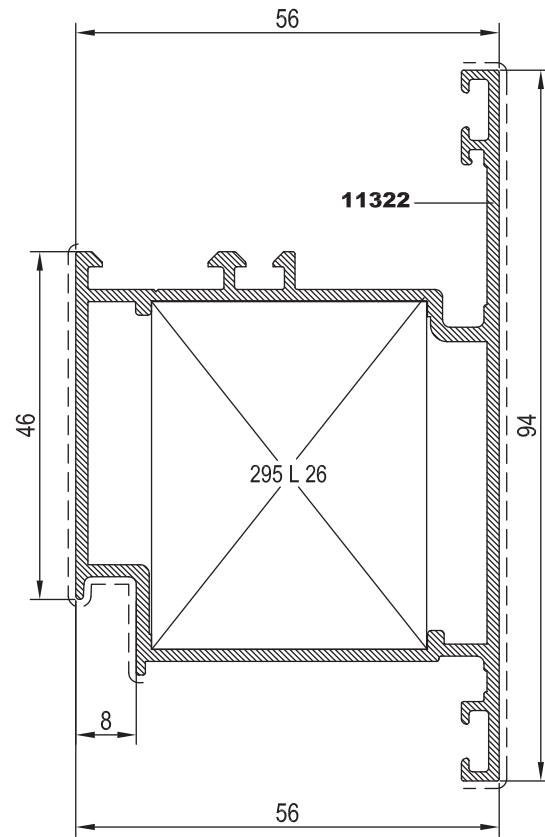
KOD / CODE	AĞIRLIK (kg/m) / WEIGHT	Jxx cm4	Jyy cm4	L m
M56 DV 01	1,300	23,652	28,906	6
M56 DV 02	1,306	22,526	28,943	6



M56 DV 01



M56 DV 02



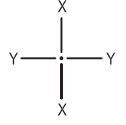
Nr

KESİM ÖLÇÜSÜ
CUTTING SIZEAKS. KODU
ACS. CODE

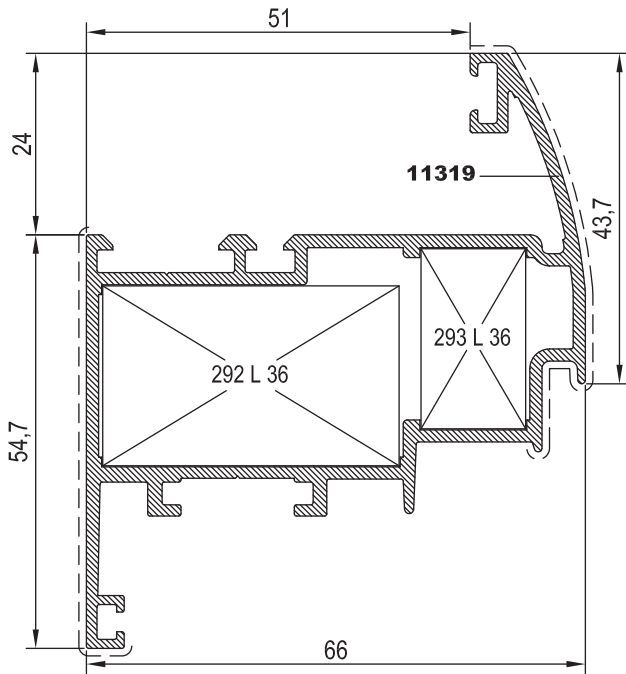
M56 DV 01	11321	25 L 26 (10540)	43,6 mm	294 L 26
M56 DV 02	11322	25 L 26 (10540)	36,1 mm	295 L 26



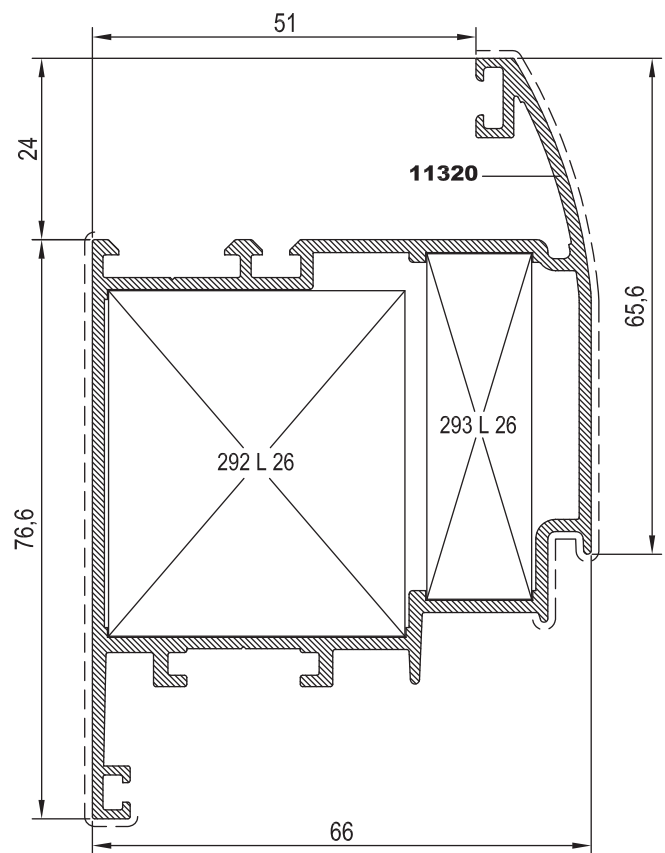
KOD / CODE	AĞIRLIK (kg/m) / WEIGHT	Jxx cm ⁴	Jyy cm ⁴	L m
M56 CV 02	1,336	26,961	16,930	6
M56 CV 03	1,526	34,233	40,541	6



M56 CV 02



M56 CV 03



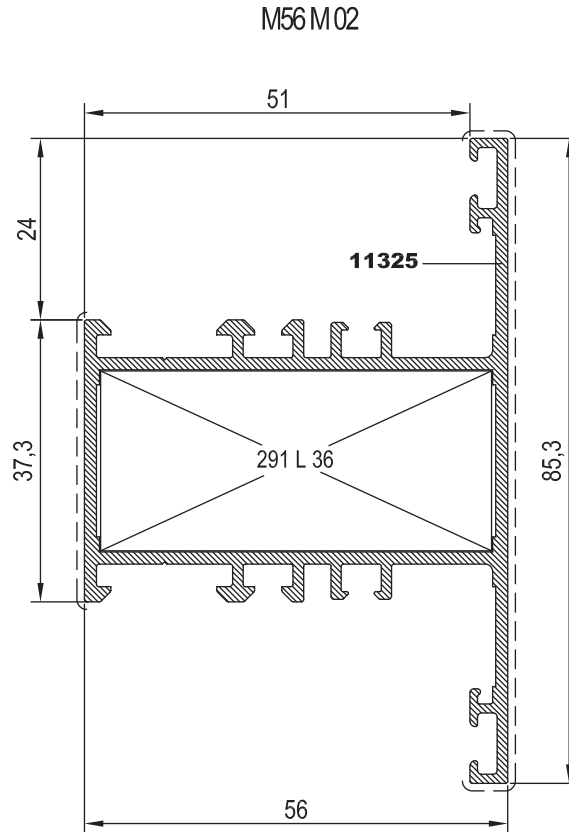
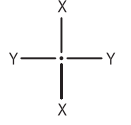
Nr



 KESİM ÖLÇÜSÜ
 CUTTING SIZE



M56 CV 02	11319	25 L 36 (2397)	39,1 mm	292 L 36
		25 L 36 (2397)	13,8 mm	293 L 36
M56 CV 03	11320	25 L 26 (10540)	39,1 mm	292 L 26
		25 L 26 (10540)	13,8 mm	293 L 26



KOD / CODE	AĞIRLIK (kg/m) / WEIGHT	Jxx cm4	Jyy cm4	L m
M56 M 02	1,285	19,612	17,413	6

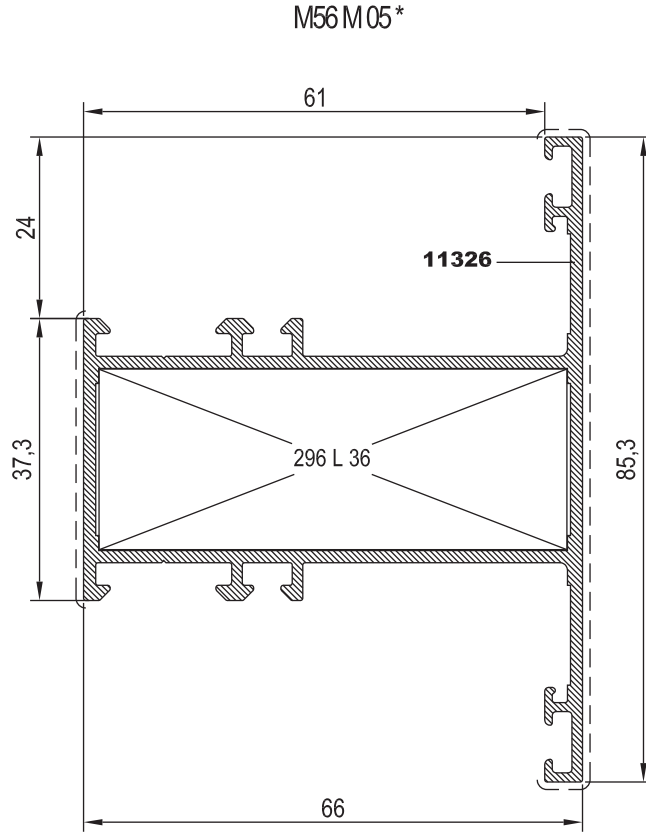
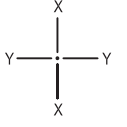


Nr		L m	KESİM ÖLÇÜSÜ CUTTING SIZE	AKS. KODU ACS. CODE
M56 M 02	11325	25 J 25	23,7 mm	285 J 25


Nr		L m	KESİM ÖLÇÜSÜ CUTTING SIZE	AKS. KODU ACS. CODE
M56 M 02	11325	25 L 36 (2397)	51,6 mm	291 L 36




KOD / CODE	AĞIRLIK (kg/m) / WEIGHT	Jxx cm4	Jyy cm4	L m
M56 M 05	1,295	29,164	17,206	6



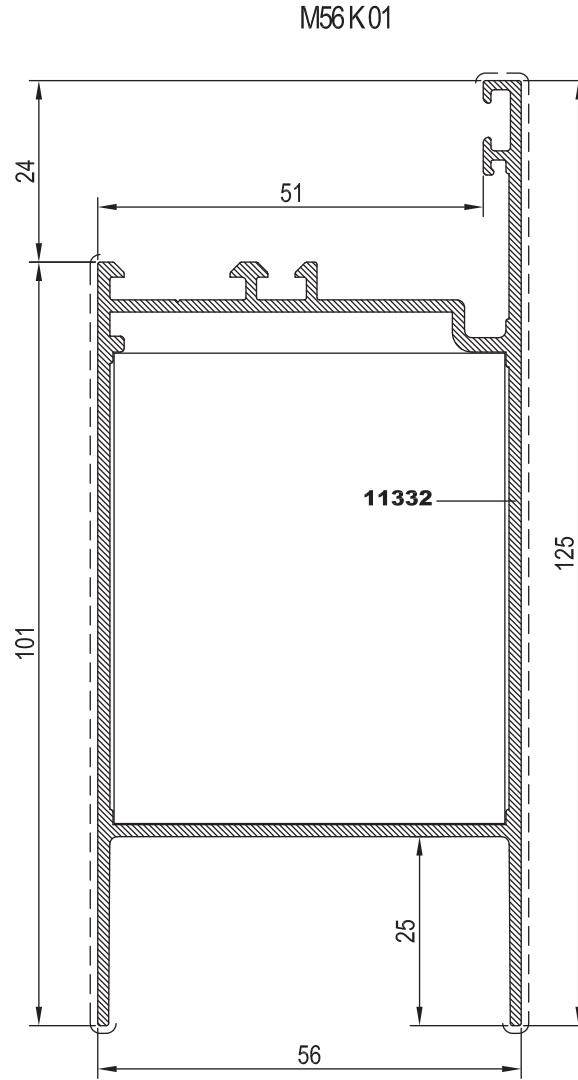
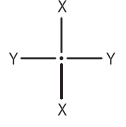
* M56 V 02 KANADI İLE KULLANILIR
* USE IN M56 V 02



Nr	 L m	KESİM ÖLÇÜSÜ CUTTING SIZE	AKS. KODU ACS. CODE
M56 M 05	11326	25 J 24	23,7 mm
			285 J 24

Nr	 L m	KESİM ÖLÇÜSÜ CUTTING SIZE	AKS. KODU ACS. CODE
M56 M 05	11326	25 L 36 (2397)	61,6 mm
			296 L 36



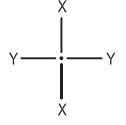
KOD / CODE	AĞIRLIK (kg/m) / WEIGHT	Jxx cm4	Jyy cm4	L m
M56 K 01	1,572	32,028	69,692	6



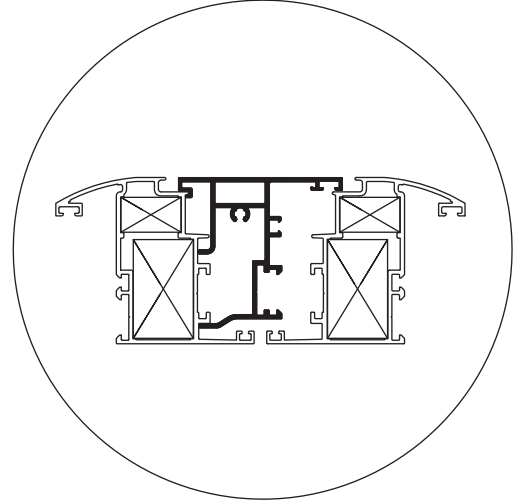
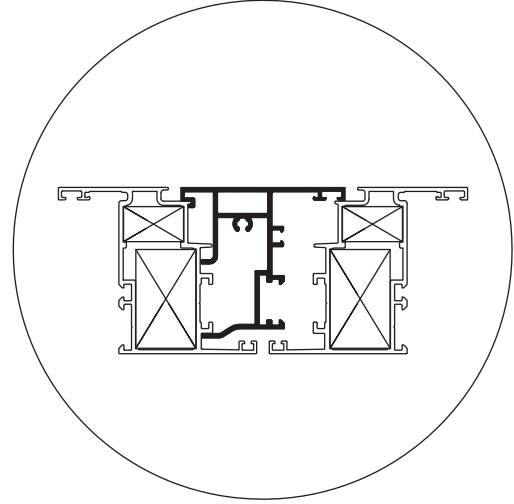
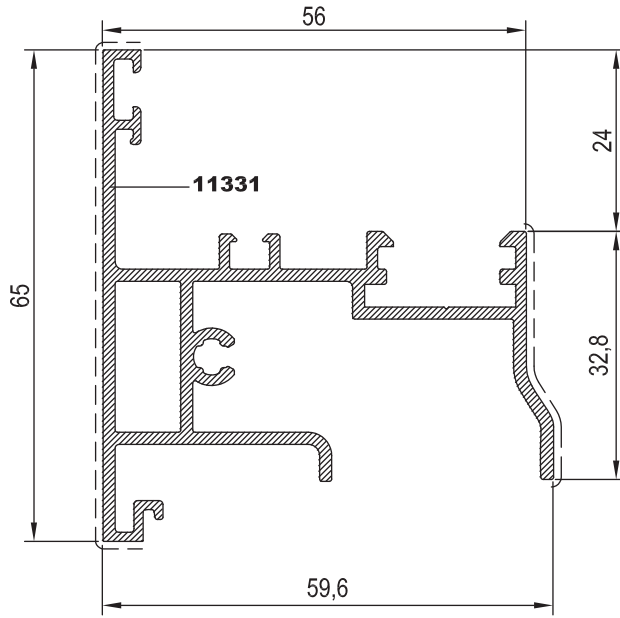
Nr	 L m	KESİM ÖLÇÜSÜ CUTTING SIZE	 AKS. KODU ACS. CODE	
M56 K 01	11332	25 J 25	62,1 mm	297 J 25



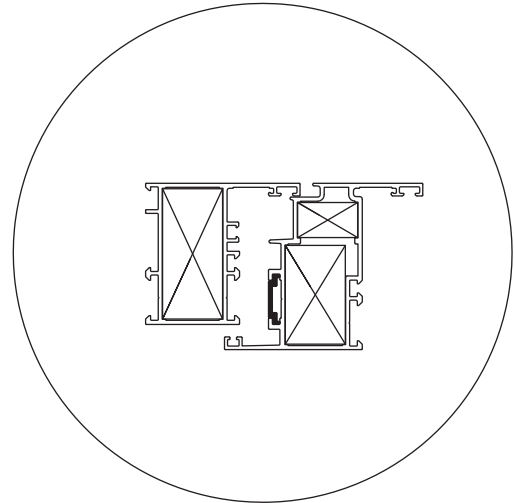
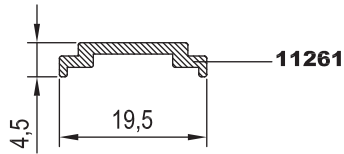
KOD / CODE	AĞIRLIK (kg/m) / WEIGHT	Jxx cm ⁴	Jyy cm ⁴	L m
M56 A 04 25 I 06	1,131 0,104	16,289 ----	8,532 ----	6 6



M56 A 04

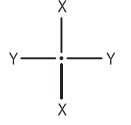


25 I 06

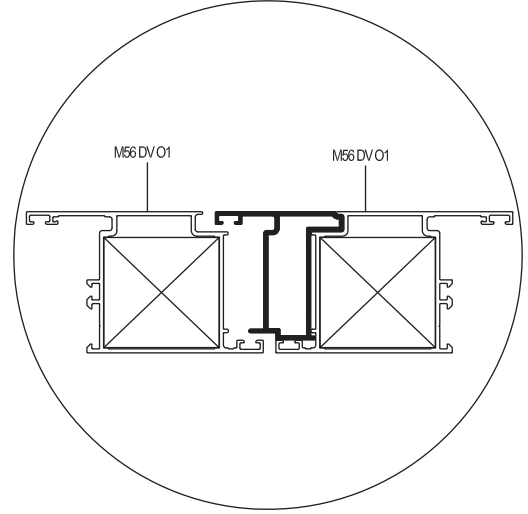
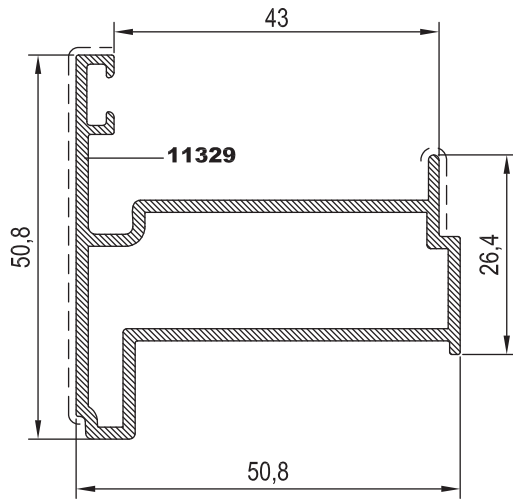




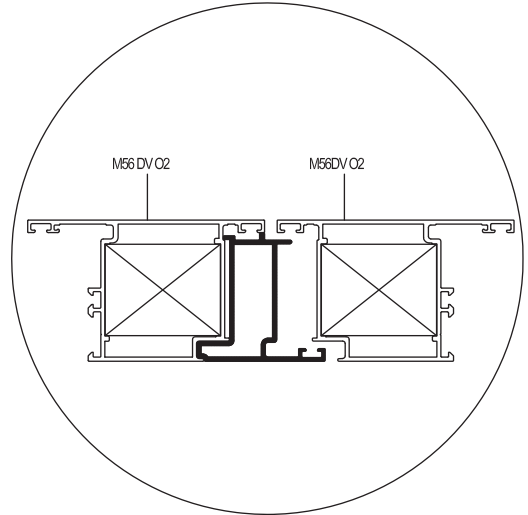
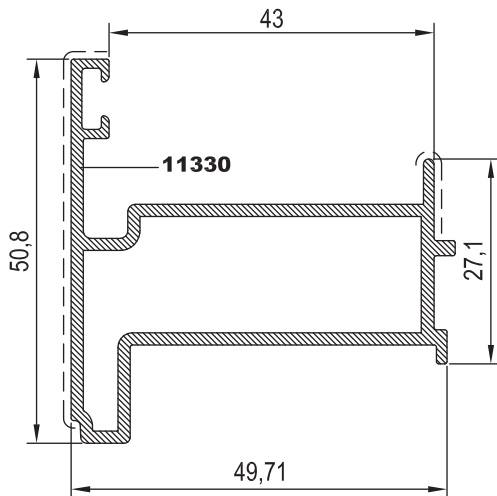
KOD / CODE	AĞIRLIK (kg/m) / WEIGHT	Jxx cm ⁴	Jyy cm ⁴	L m
M56 DA 01	0,839	10,344	4,429	6
M56 DA 02	0,844	10,232	4,431	6



M56 DA 01 (M56 DV 01 İLE)



M56 DA 02 (M56 DV 02 İLE)



01

02

03

04

05

06

07

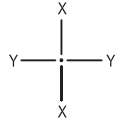
08

09

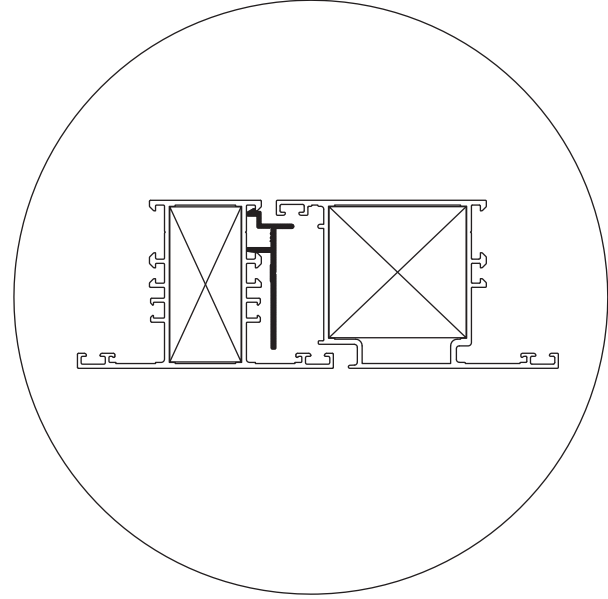
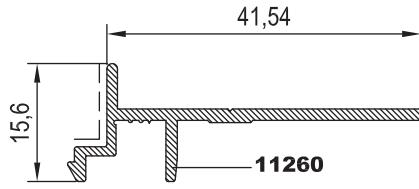
10



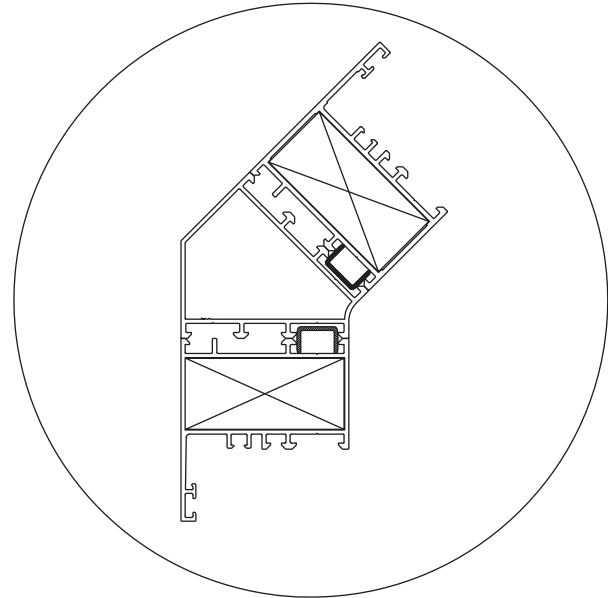
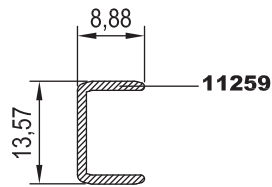
KOD / CODE	AĞIRLIK (kg/m) / WEIGHT	L m
MT65 A 01	0,273	6
MT65 A 02	0,090	6



MT65A01

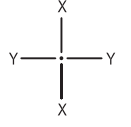


MT65A02

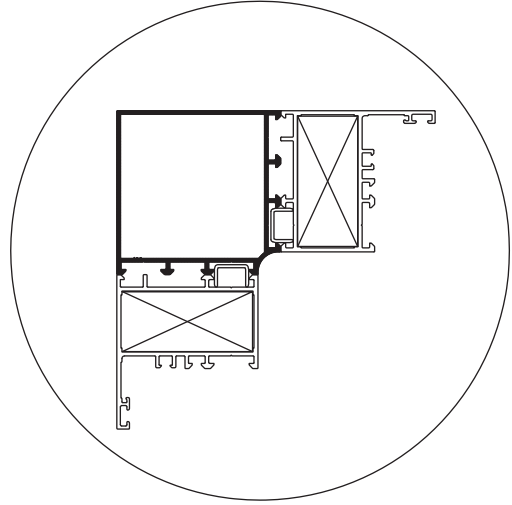
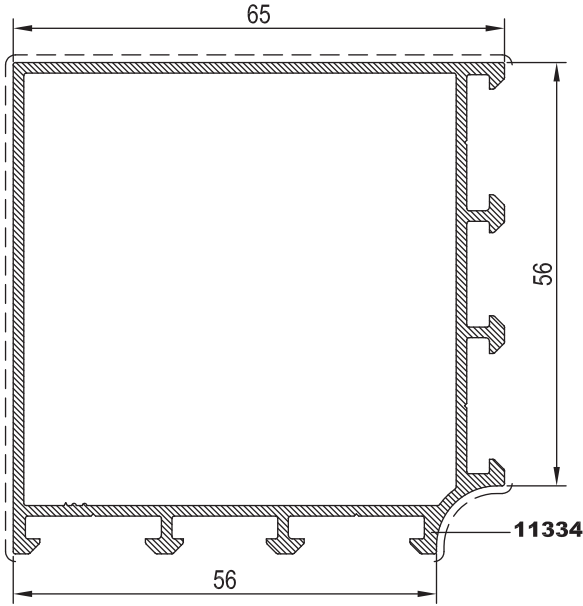




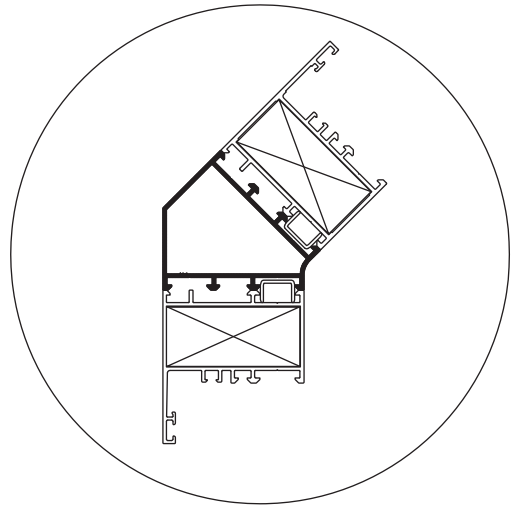
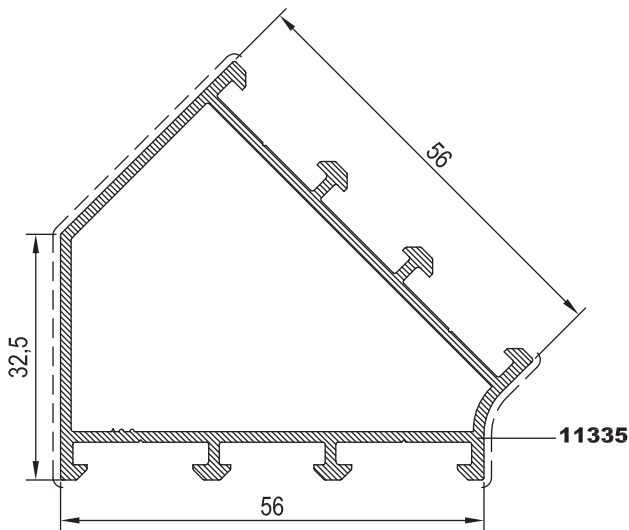
KOD / CODE	AĞIRLIK (kg/m) / WEIGHT	Jxx cm ⁴	Jyy cm ⁴	L m
M56 C 01	1,148	25,241	25,241	6
M56 C 02	0,897	12,092	9,039	6



M56 C 01



M56 C 02



01

02

03

04

05

06

07

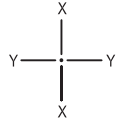
08

09

10



KOD / CODE	AĞIRLIK (kg/m) / WEIGHT	L m	
24 G 13	0,296	6	
24 G 14	0,315	6	
24 G 15	0,334	6	
24 G 16	0,353	6	



01

02

03

04

05

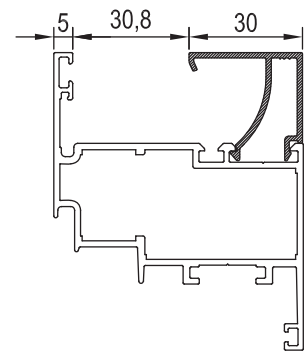
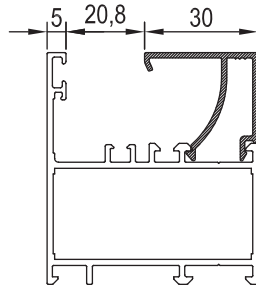
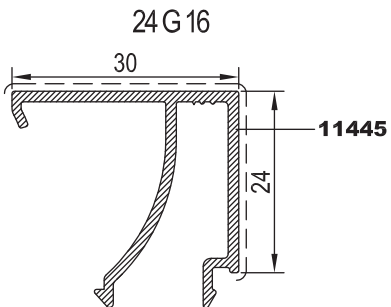
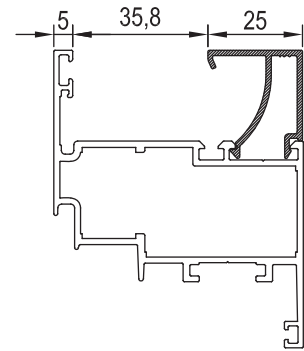
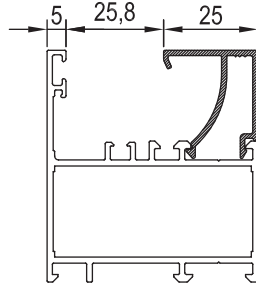
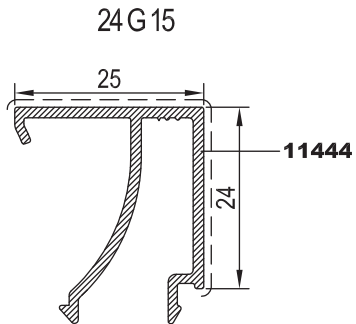
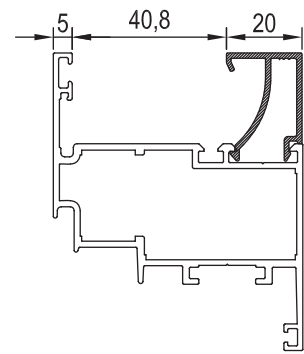
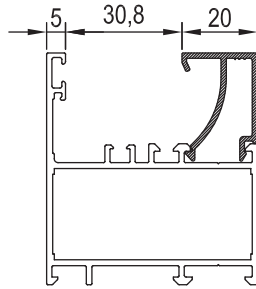
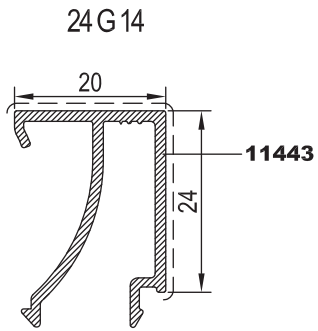
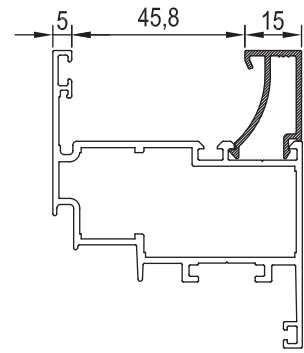
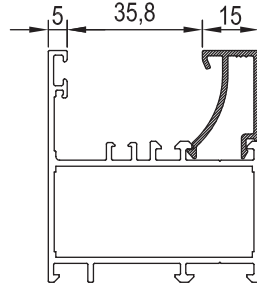
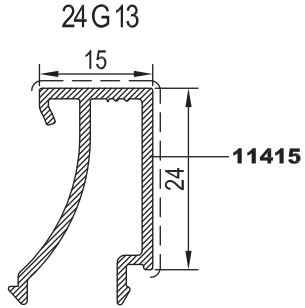
06

07

08

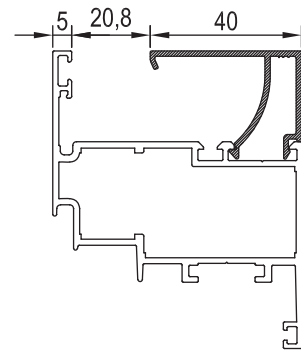
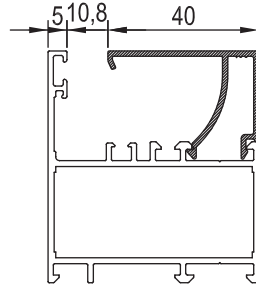
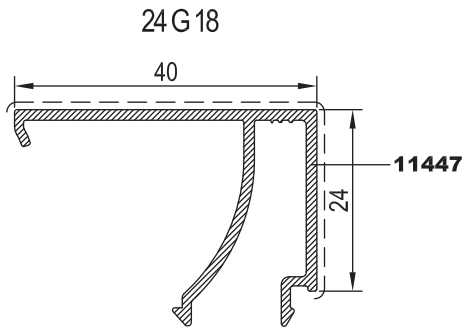
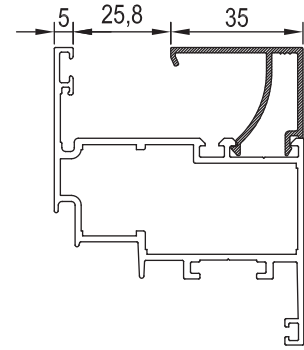
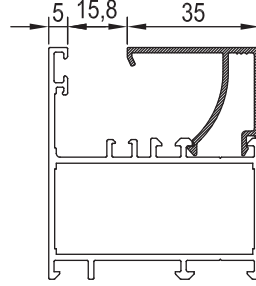
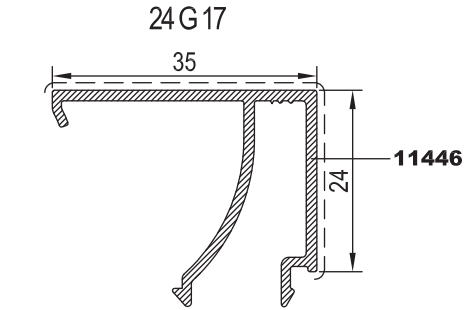
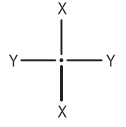
09

10





KOD / CODE	AĞIRLIK (kg/m) / WEIGHT	L m	
24 G 17	0,372	6	
24 G 18	0,391	6	



01

02

03

04

05

06

07

08

09

10

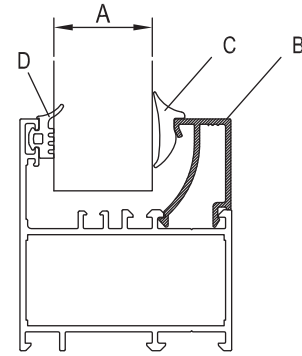


UYGULANAN PROFİLLER: M56F02-M56DV01-M56DV02-M56CF01-M56CF02-M56CV02-M56CV03-M56M02-M56K01

USE WITH: M56F02-M56DV01-M56DV02-MT56CF01-M56CF02-M56CV02-M56CV03-M56M02-M56K01

B, CAM ÇİTASI GLAZING BEAD	C, İÇ CAM FİTİLİ GLAZING GASKET	A, CAM KALINLIĞI GLASS THICKNESS	D, DIŞ CAM FİTİLİ GLAZING GASKET
24 G 13	01.17.20	29 mm	01.16.10
24 G 13	01.17.05	28 mm	01.16.10
24 G 13	01.17.14	27 mm	01.16.10
24 G 13	01.17.15	26 mm	01.16.10
24 G 13	01.17.21	25 mm	01.16.10
24 G 14	01.17.20	24 mm	01.16.10
24 G 14	01.17.05	23 mm	01.16.10
24 G 14	01.17.14	22 mm	01.16.10
24 G 14	01.17.15	21 mm	01.16.10
24 G 14	01.17.21	20 mm	01.16.10
24 G 15	01.17.20	19 mm	01.16.10
24 G 15	01.17.05	18 mm	01.16.10
24 G 15	01.17.14	17 mm	01.16.10
24 G 15	01.17.15	16 mm	01.16.10
24 G 15	01.17.21	15 mm	01.16.10
24 G 16	01.17.20	14 mm	01.16.10
24 G 16	01.17.05	13 mm	01.16.10
24 G 16	01.17.14	12 mm	01.16.10
24 G 16	01.17.15	11 mm	01.16.10
24 G 16	01.17.21	10 mm	01.16.10

B, CAM ÇİTASI GLAZING BEAD	C, İÇ CAM FİTİLİ GLAZING GASKET	A, CAM KALINLIĞI GLASS THICKNESS	D, DIŞ CAM FİTİLİ GLAZING GASKET
24 G 17	01.17.20	9 mm	01.16.10
24 G 17	01.17.05	8 mm	01.16.10
24 G 17	01.17.14	7 mm	01.16.10
24 G 17	01.17.15	6 mm	01.16.10
24 G 17	01.17.21	5 mm	01.16.10
24 G 18	01.17.20	4 mm	01.16.10

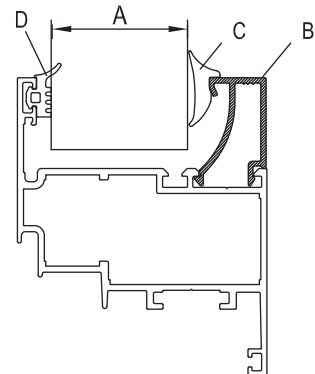


UYGULANAN PROFİLLER: M56V02-M56M05

USE WITH: M56V02-M56M05

B, CAM ÇİTASI GLAZING BEAD	C, İÇ CAM FİTİLİ GLAZING GASKET	A, CAM KALINLIĞI GLASS THICKNESS	D, DIŞ CAM FİTİLİ GLAZING GASKET
24 G 13	01.17.20	39 mm	01.16.10
24 G 13	01.17.05	38 mm	01.16.10
24 G 13	01.17.14	37 mm	01.16.10
24 G 13	01.17.15	36 mm	01.16.10
24 G 13	01.17.21	35 mm	01.16.10
24 G 14	01.17.20	34 mm	01.16.10
24 G 14	01.17.05	33 mm	01.16.10
24 G 14	01.17.14	32 mm	01.16.10
24 G 14	01.17.15	31 mm	01.16.10
24 G 14	01.17.21	30 mm	01.16.10
24 G 15	01.17.20	29 mm	01.16.10
24 G 15	01.17.05	28 mm	01.16.10
24 G 15	01.17.14	27 mm	01.16.10
24 G 15	01.17.15	26 mm	01.16.10
24 G 15	01.17.21	25 mm	01.16.10
24 G 16	01.17.20	24 mm	01.16.10
24 G 16	01.17.05	23 mm	01.16.10
24 G 16	01.17.14	22 mm	01.16.10
24 G 16	01.17.15	21 mm	01.16.10
24 G 16	01.17.21	20 mm	01.16.10

B, CAM ÇİTASI GLAZING BEAD	C, İÇ CAM FİTİLİ GLAZING GASKET	A, CAM KALINLIĞI GLASS THICKNESS	D, DIŞ CAM FİTİLİ GLAZING GASKET
24 G 17	01.17.20	19 mm	01.16.10
24 G 17	01.17.05	18 mm	01.16.10
24 G 17	01.17.14	17 mm	01.16.10
24 G 17	01.17.15	16 mm	01.16.10
24 G 17	01.17.21	15 mm	01.16.10
24 G 18	01.17.20	14 mm	01.16.10
24 G 18	01.17.05	13 mm	01.16.10
24 G 18	01.17.14	12 mm	01.16.10
24 G 18	01.17.15	11 mm	01.16.10
24 G 18	01.17.21	10 mm	01.16.10




TAKOZLAR (CLEATS)

PROFİL KODU (PROFILE CODE)	25 L 26	25 L 32	25 L 35	25 L 36
FABRİKA KODU (FACTORY CODE)	10540	2430	10076	2397
AĞIRLIK (WEIGHT)	4,870 kg/m	3,702 kg/m	4,192 kg/m	7,657 kg/m
ÇİZİM (DRAWING)				

PROFİL KODU (PROFILE CODE)	25 J 24	25 J 25		
FABRİKA KODU (FACTORY CODE)	11336	11337		
AĞIRLIK (WEIGHT)	1,378 kg/m	1,293 kg/m		
ÇİZİM (DRAWING)				

KÖŞE TAKOZLARI (CORNER CLEATS)

Nr		L m	KESİM ÖLÇÜSÜ CUTTING SIZE	AKS. KODU ACS. CODE
M56 F 02	11311	25 L 36 (2397)	51,6 mm	291 L 36
M56 DF 01	11313	25 L 32 (2430)	51,6 mm	291 L 32
M56 DF 02	11314	25 L 32 (2430)	51,6 mm	291 L 32
M56 CF 01	11315	25 L 35 (10076)	60,3 mm	267 L 35
M56 CF 02	11316	25 L 36 (2397)	60,3 mm	267 L 36
M56 V 02	11317	25 L 36 (2397)	39,1 mm	292 L 36
		25 L 36 (2397)	13,8 mm	293 L 36
M56 DV 01	11321	25 L 26 (10540)	43,6 mm	294 L 26
M56 DV 02	11322	25 L 26 (10540)	36,1 mm	295 L 26
M56 CV 02	11319	25 L 36 (2397)	39,1 mm	292 L 36
		25 L 36 (2397)	13,8 mm	293 L 36
M56 CV 03	11320	25 L 26 (10540)	39,1 mm	292 L 26
		25 L 26 (10540)	13,8 mm	293 L 26
M56 M 02	11325	25 L 36 (2397)	51,6 mm	291 L 36
M56 M 05	11326	25 L 36 (2397)	61,6 mm	296 L 36

ORTA KAYIT BAĞLANTILARI (MULLION CONNECTION PIECES)

Nr		L m	KESİM ÖLÇÜSÜ CUTTING SIZE	AKS. KODU ACS. CODE
M56 M 02	11325	25 J 25	23,7 mm	285 J 25
M56 M 05	11326	25 J 24	23,7 mm	285 J 24
M56 K 01	11332	25 J 25	62,1 mm	297 J 25

01

02

03

04

05

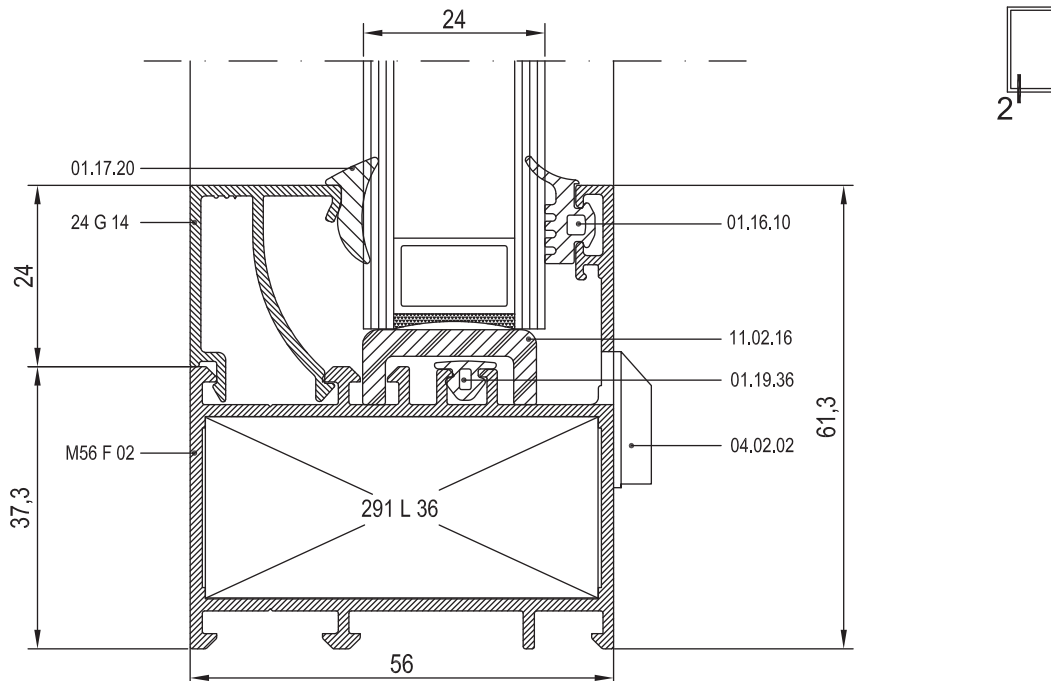
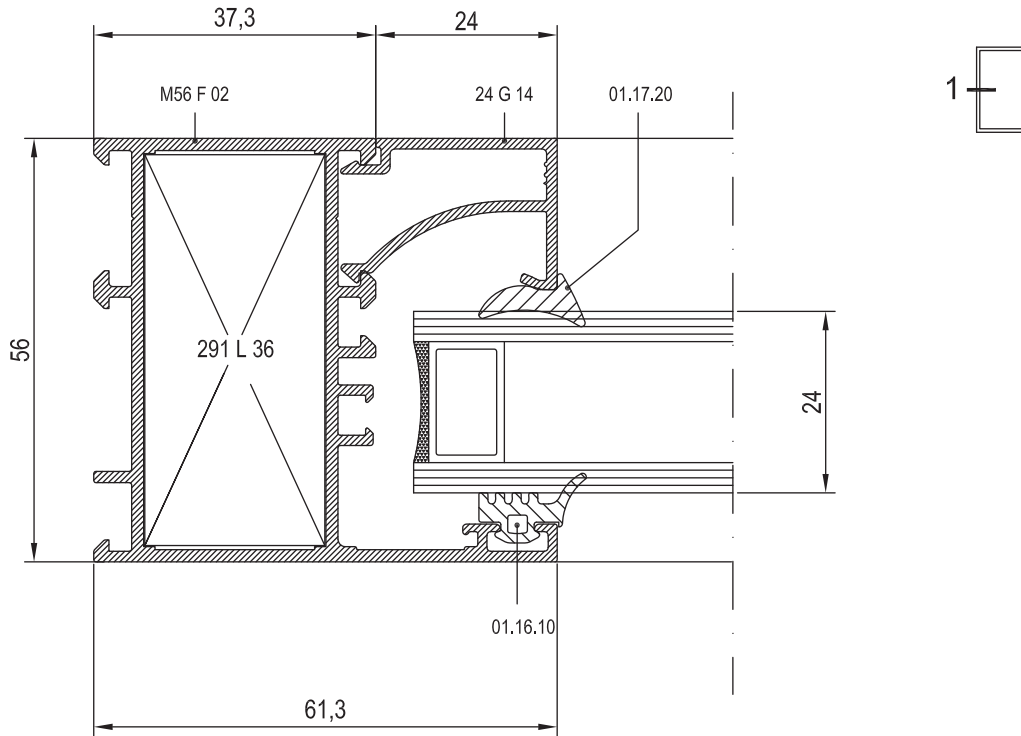
06

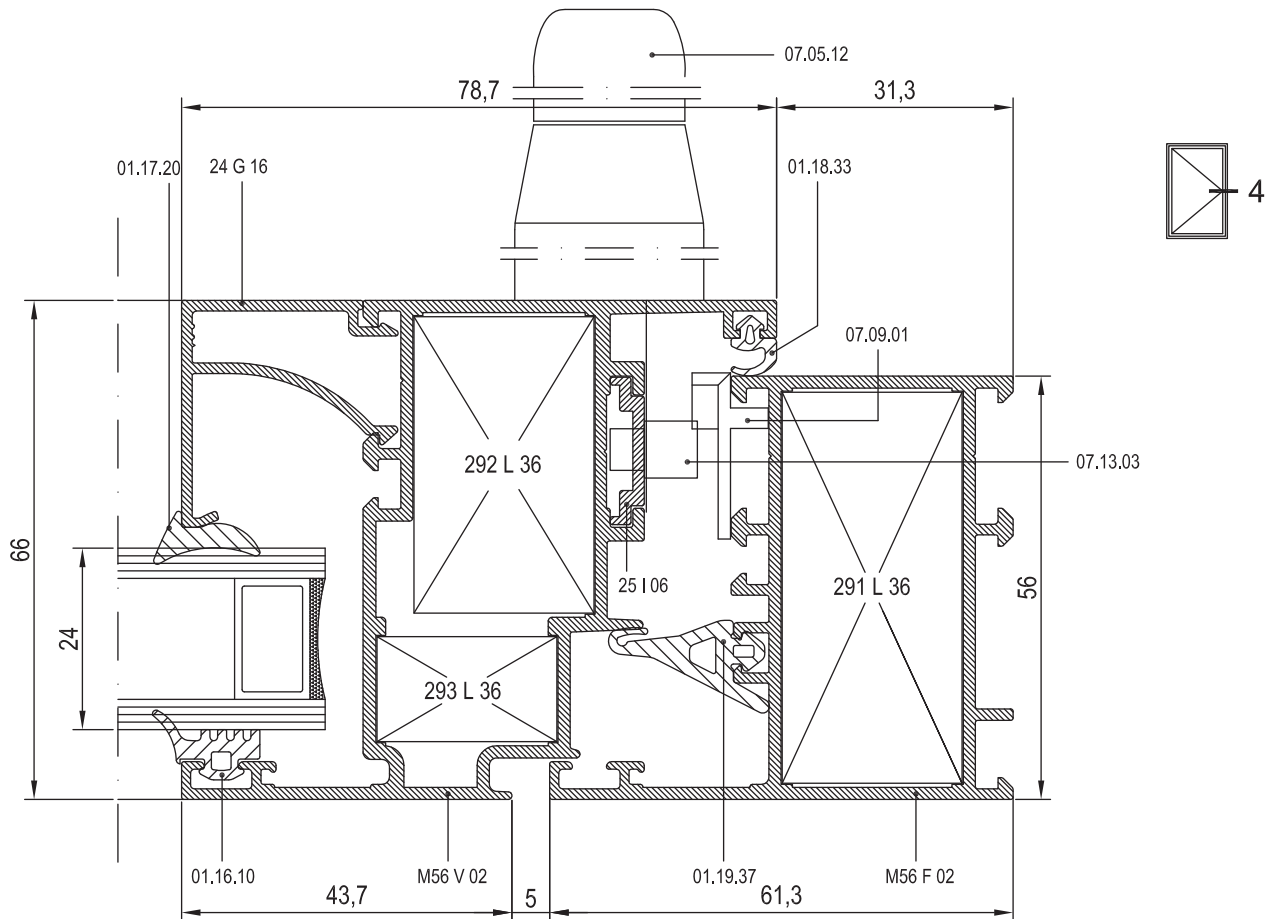
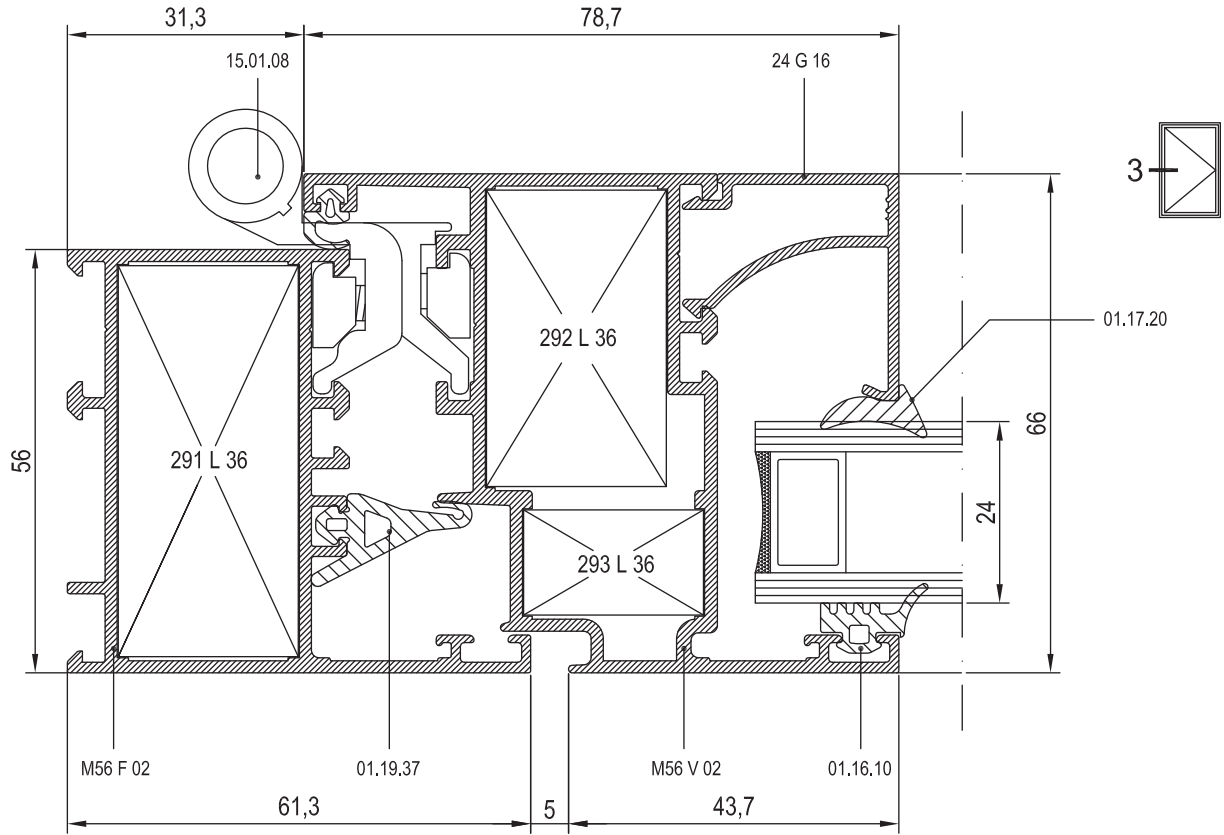
07

08

09

10





01

02

03

04

05

06

07

08

09

10



01

02

03

04

05

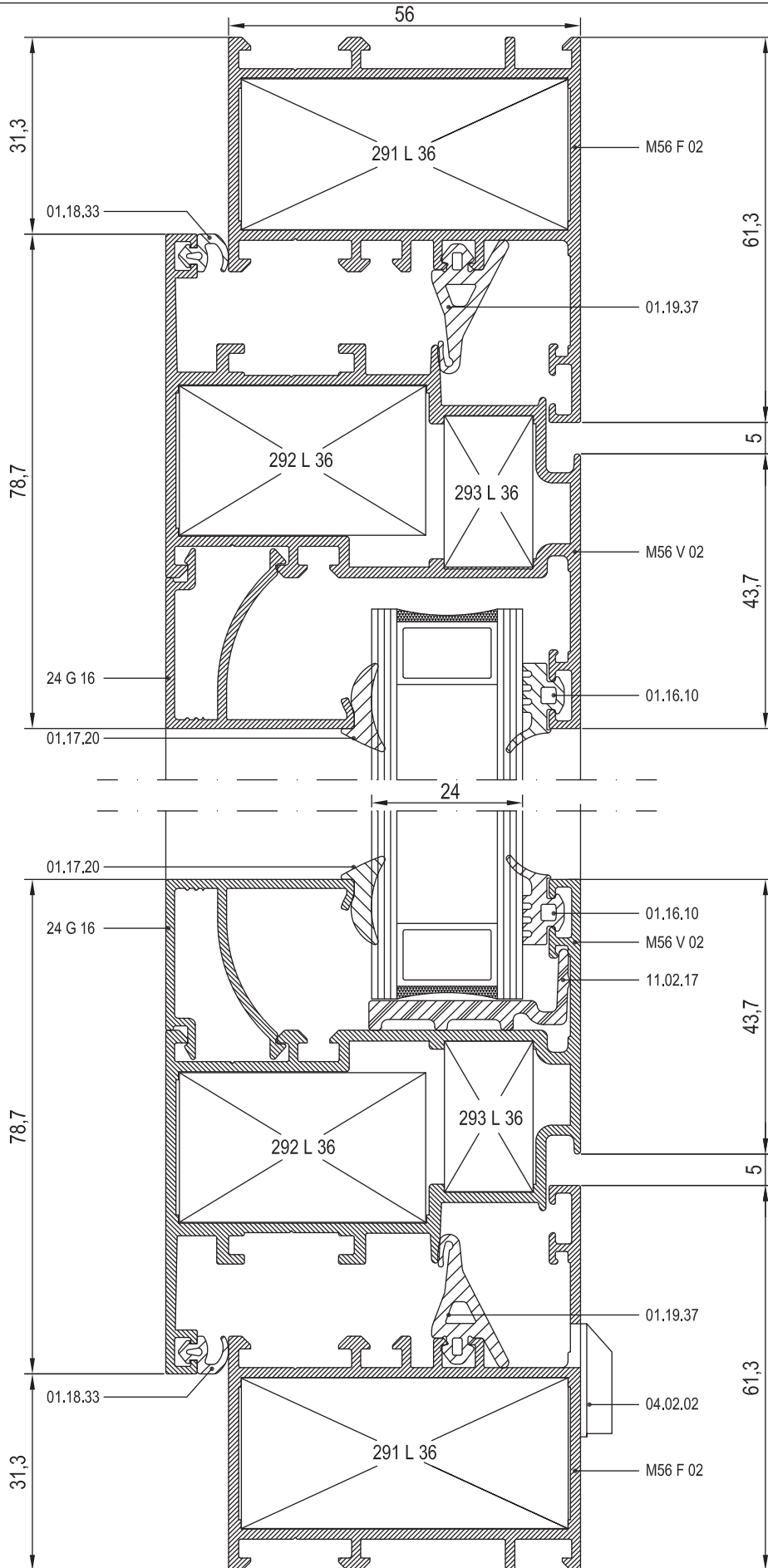
06

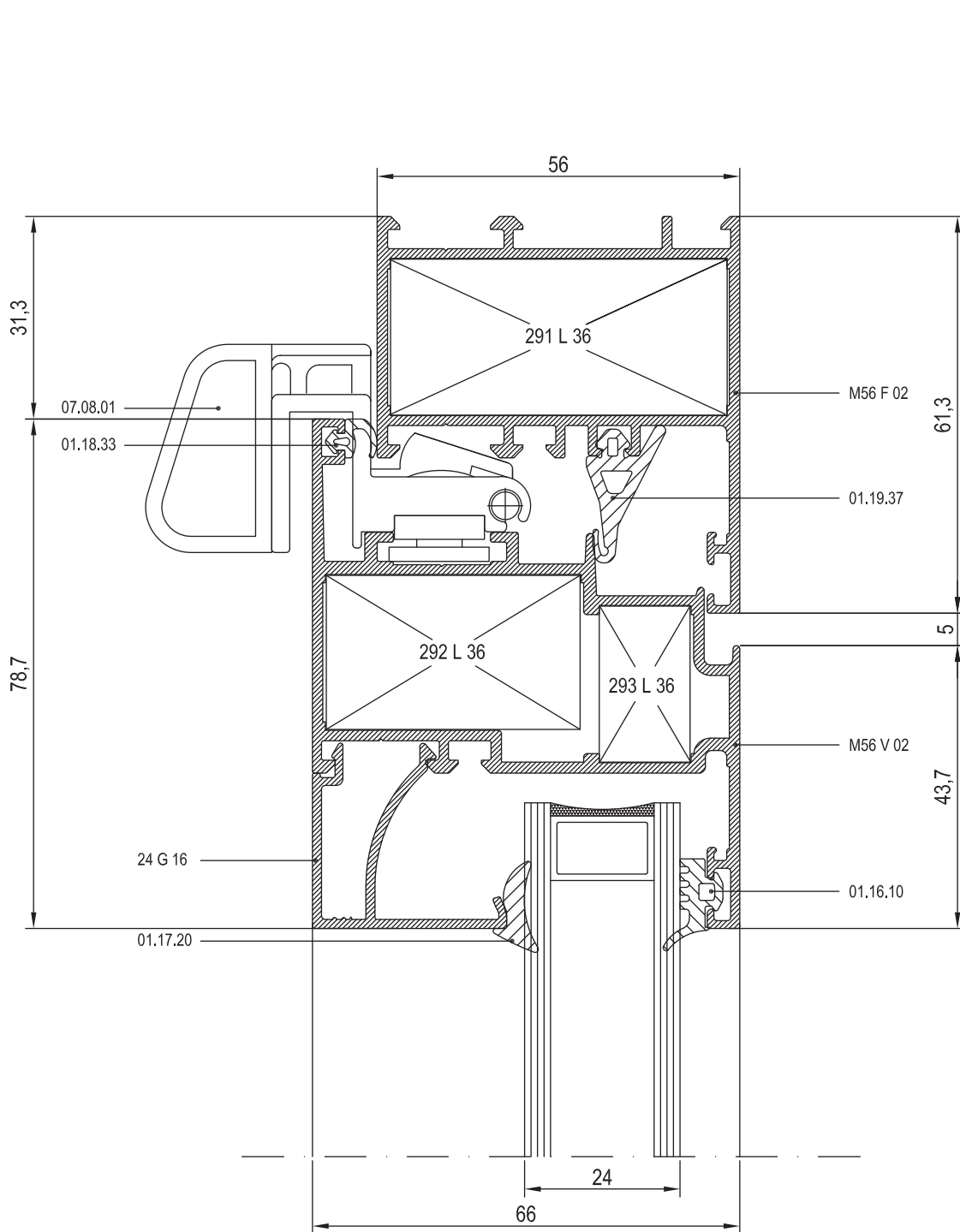
07

08

09

10





01

02

03

04

05

06

07

08

09

10

01

02

03

04

05

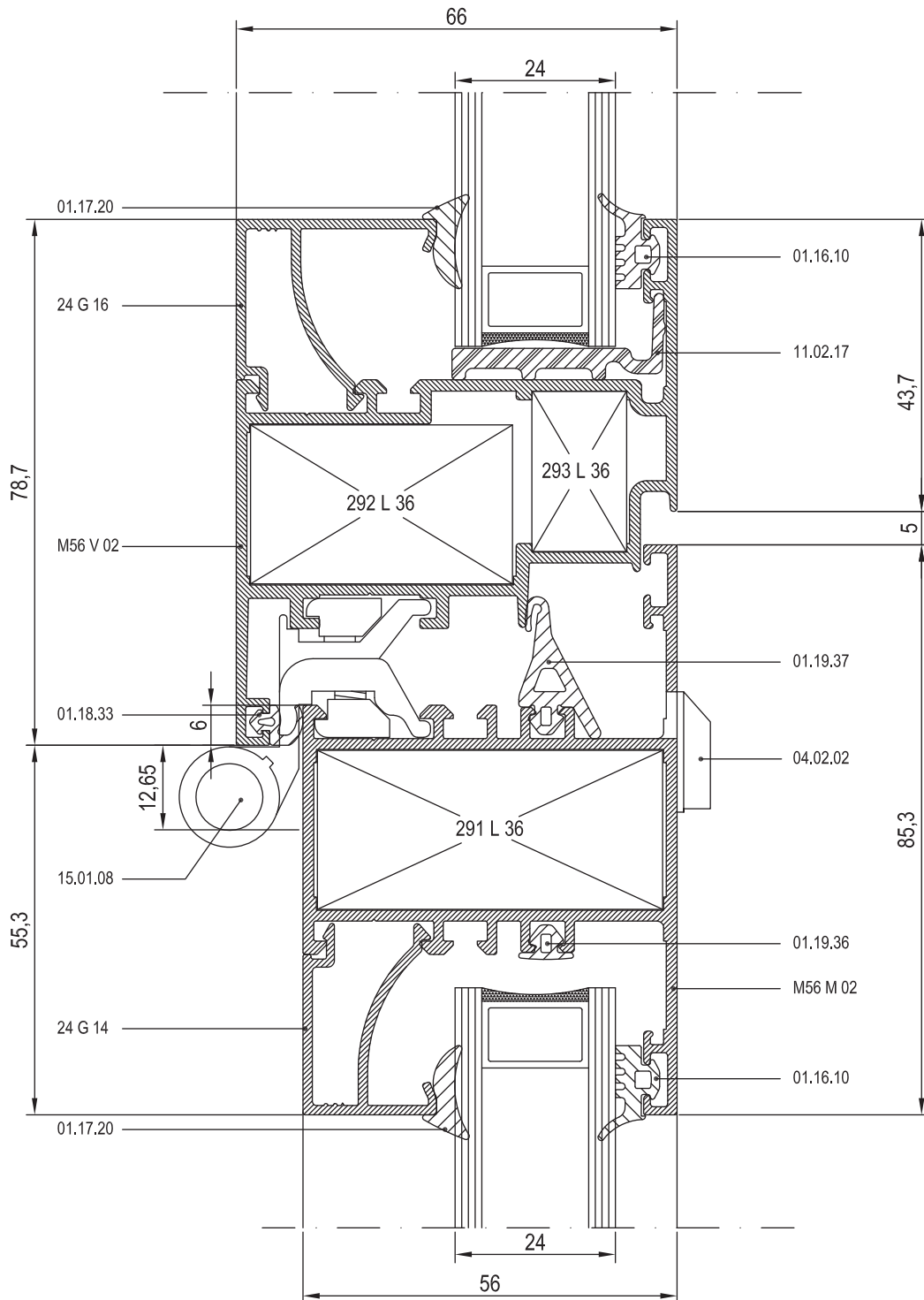

06

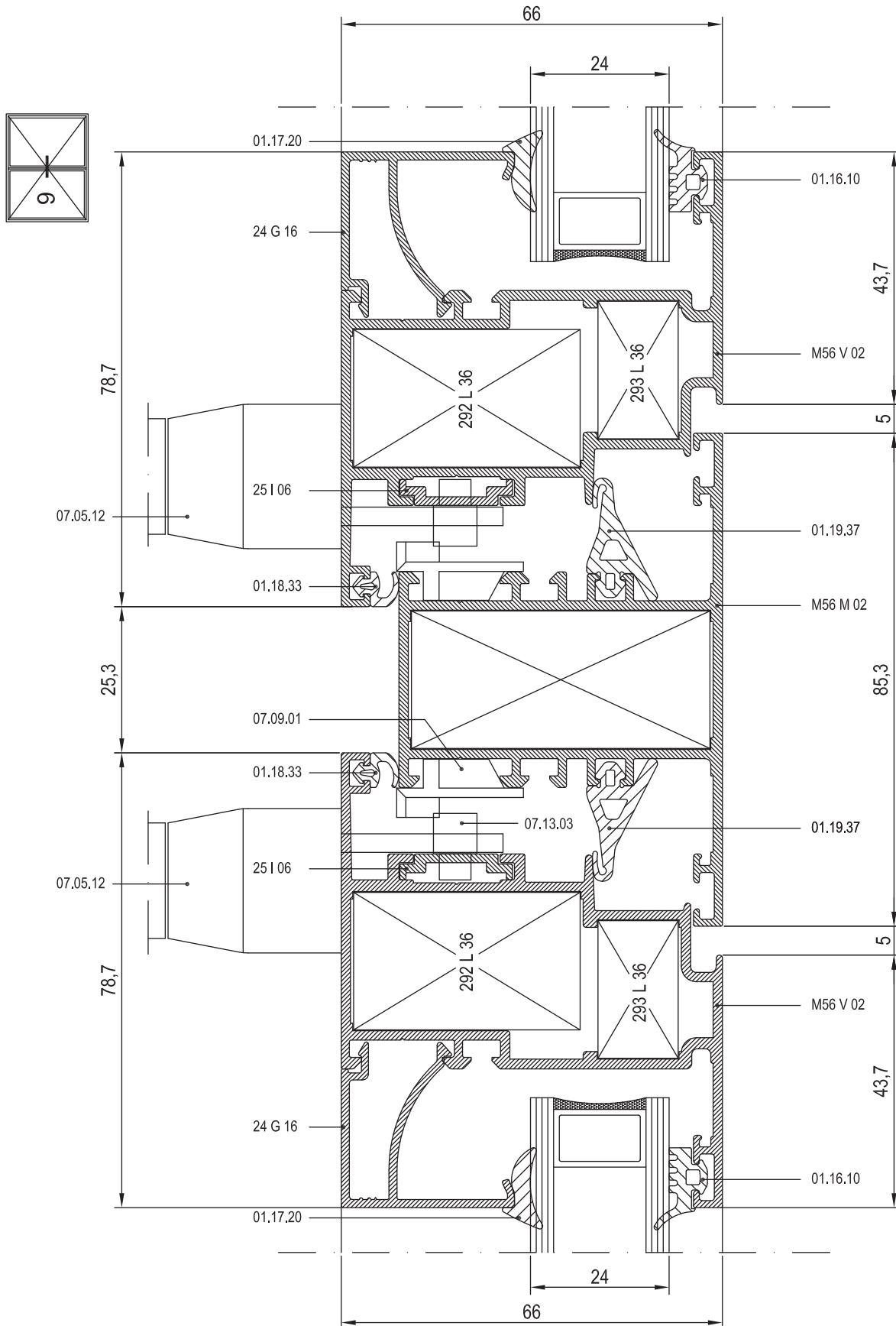
07

08

09

10





01

02

03

04

05

06

07

08

09

10



01

02

03

04

05

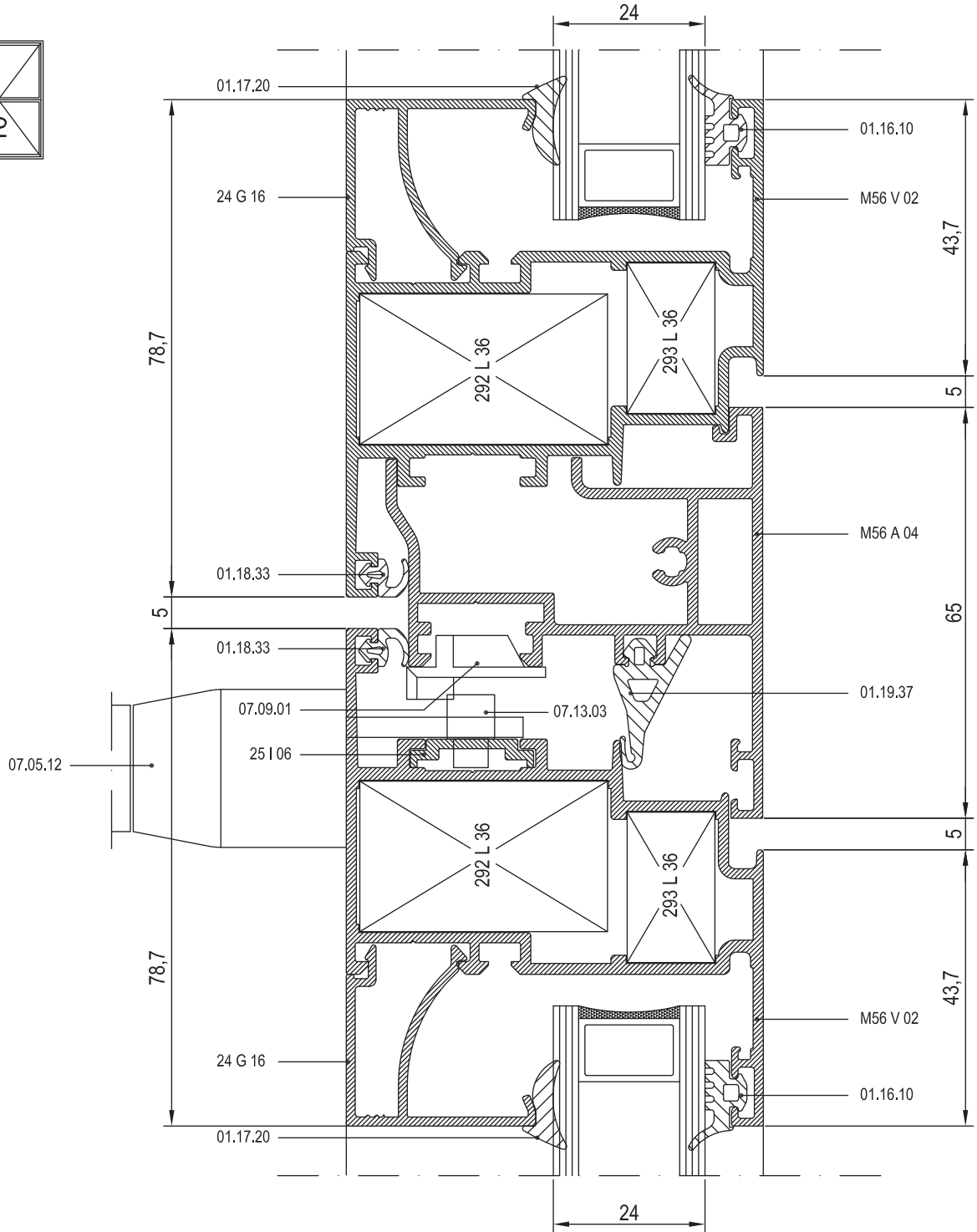
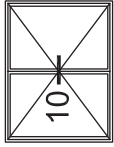
06

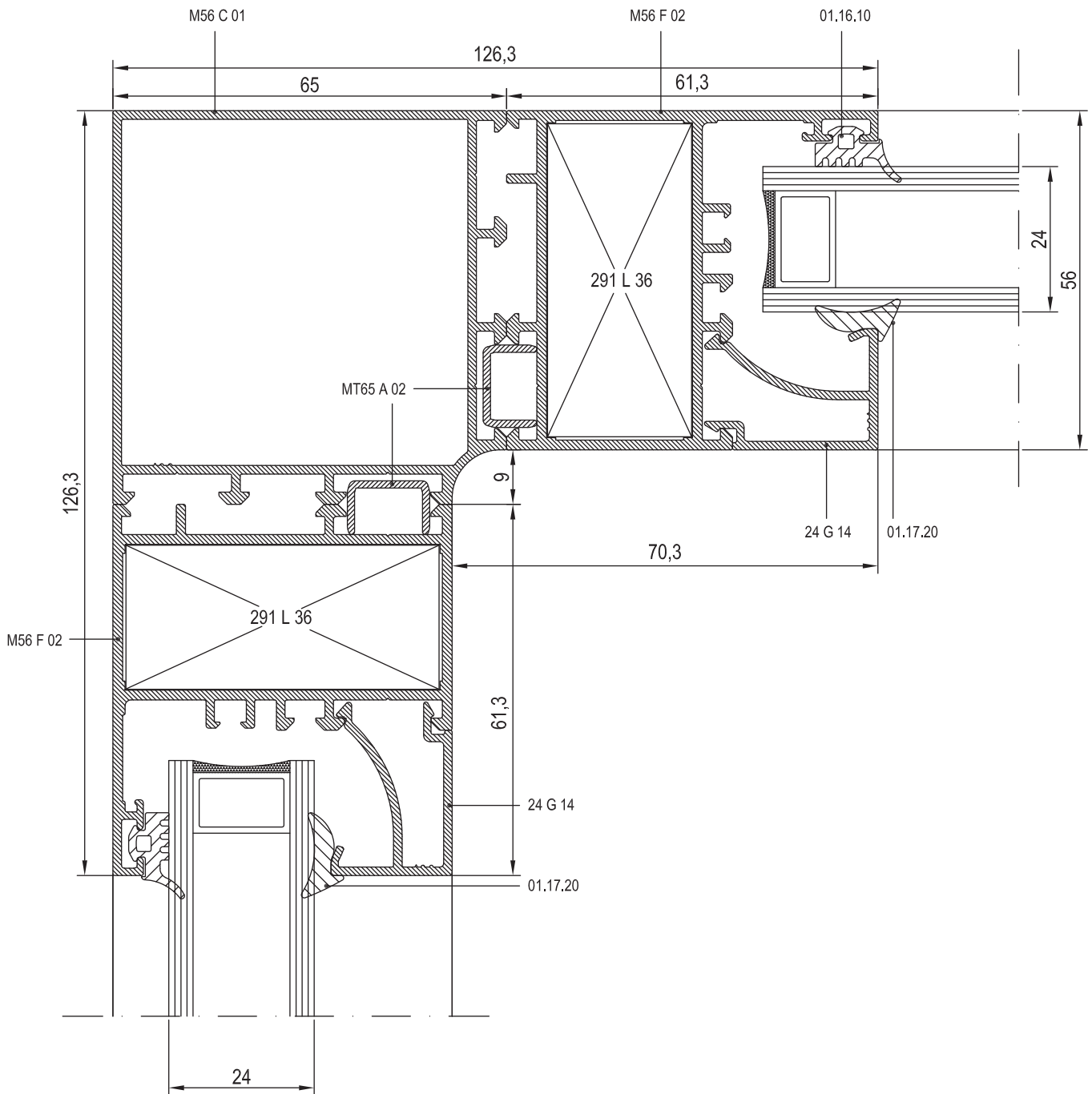
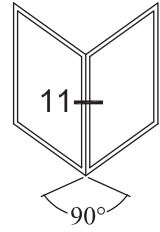
07

08

09

10





01

02

03

04

05

06

07

08

09

10

01

02

03

04

05

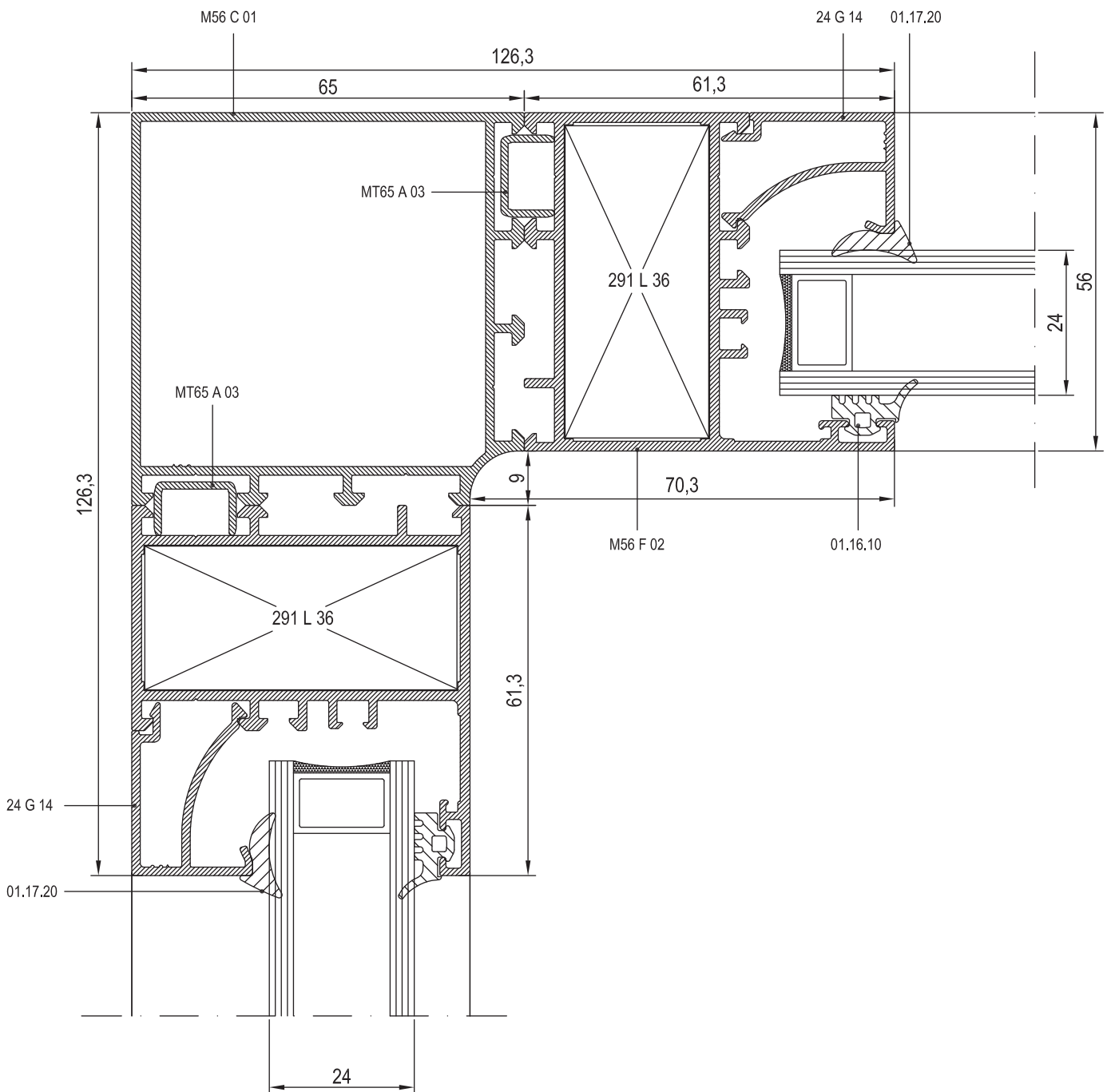
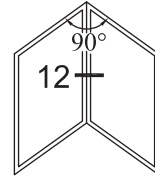
06

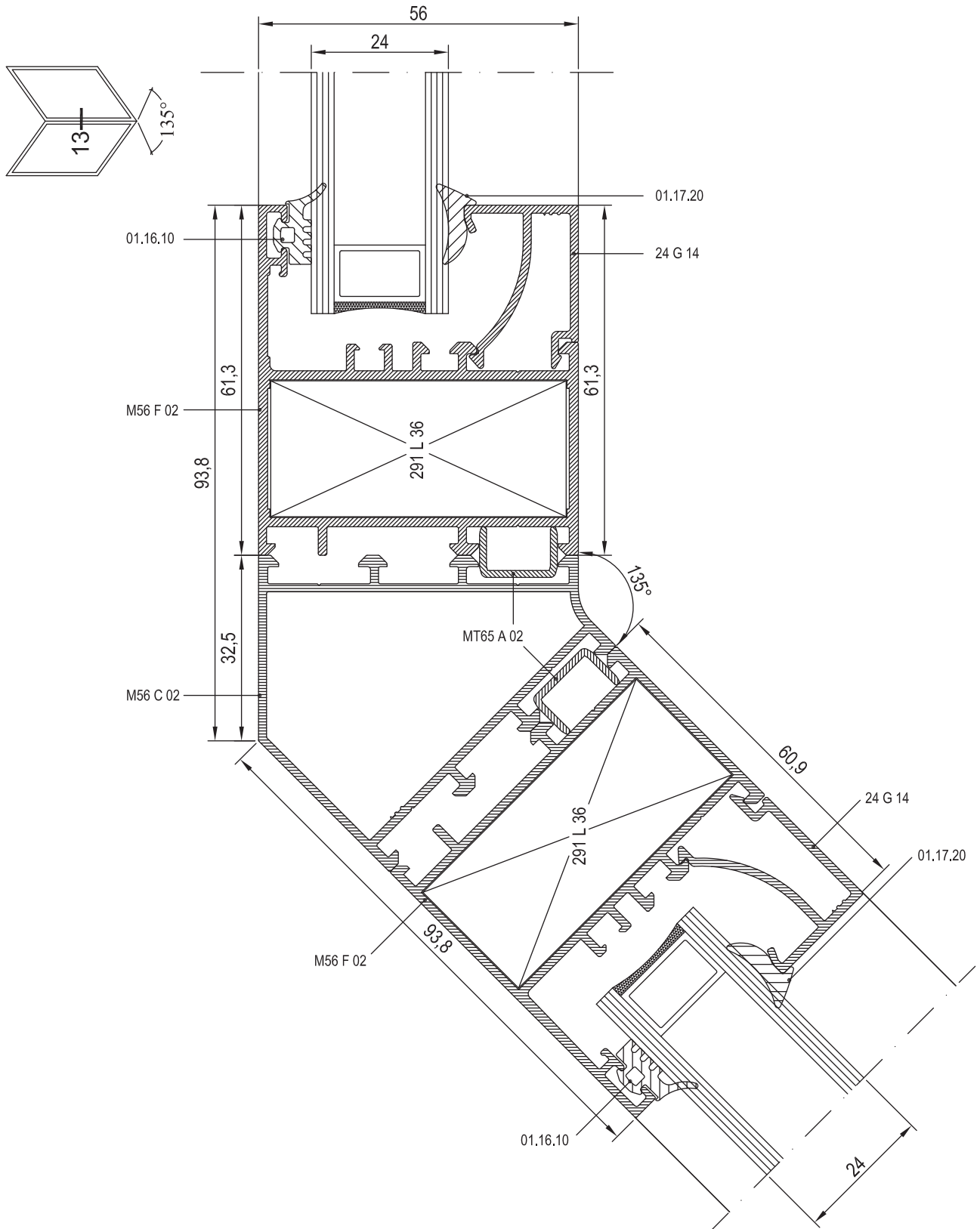
07

08

09

10





01

02

03

04

05

06

07

08

09

10



01

02

03

04

05

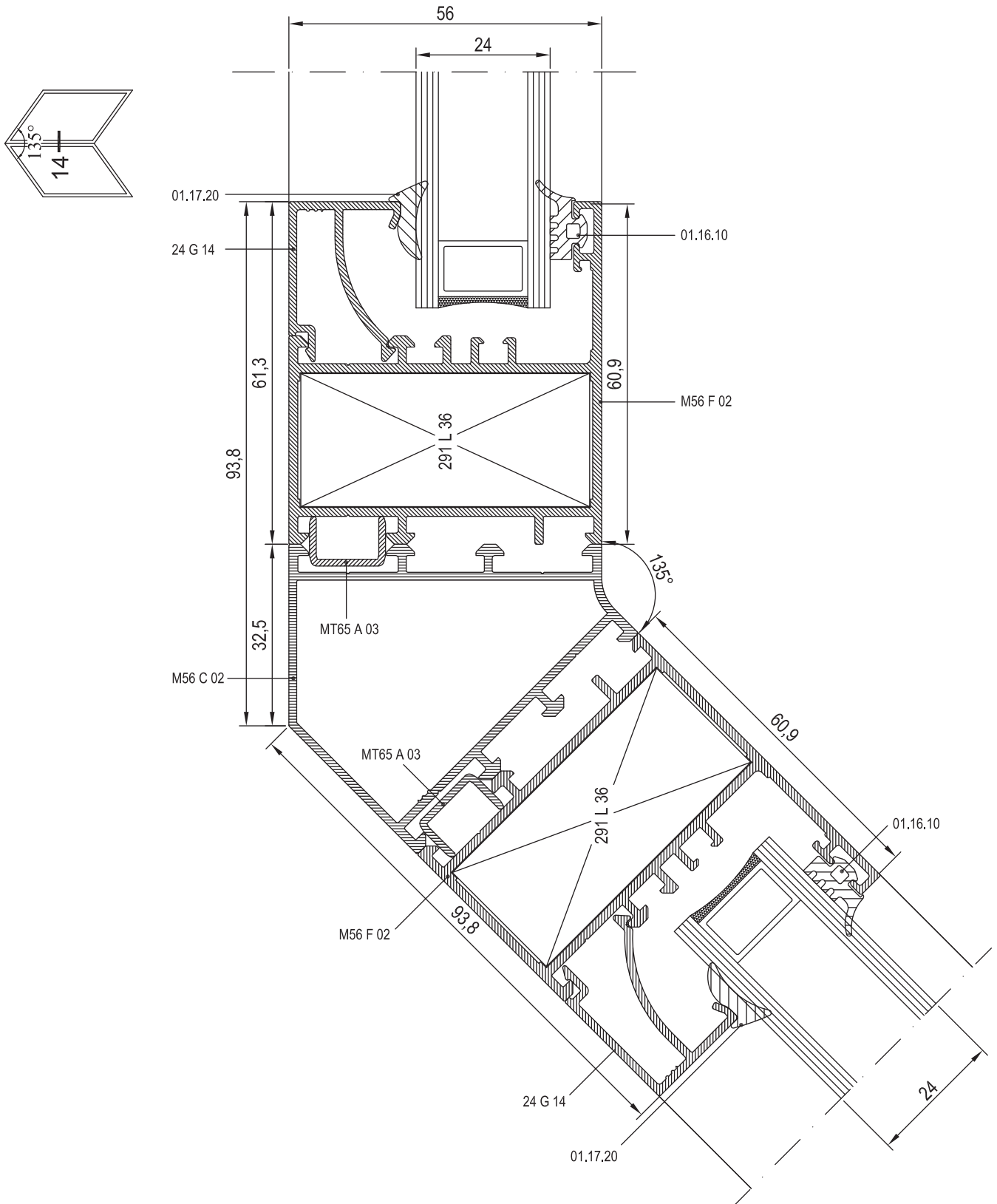
06

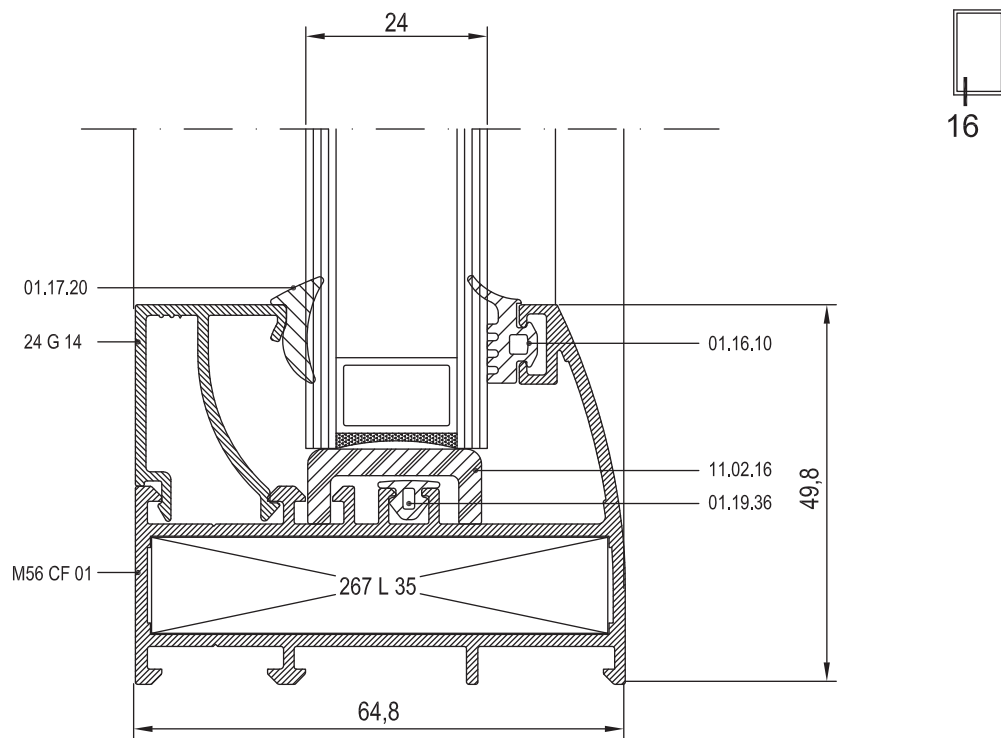
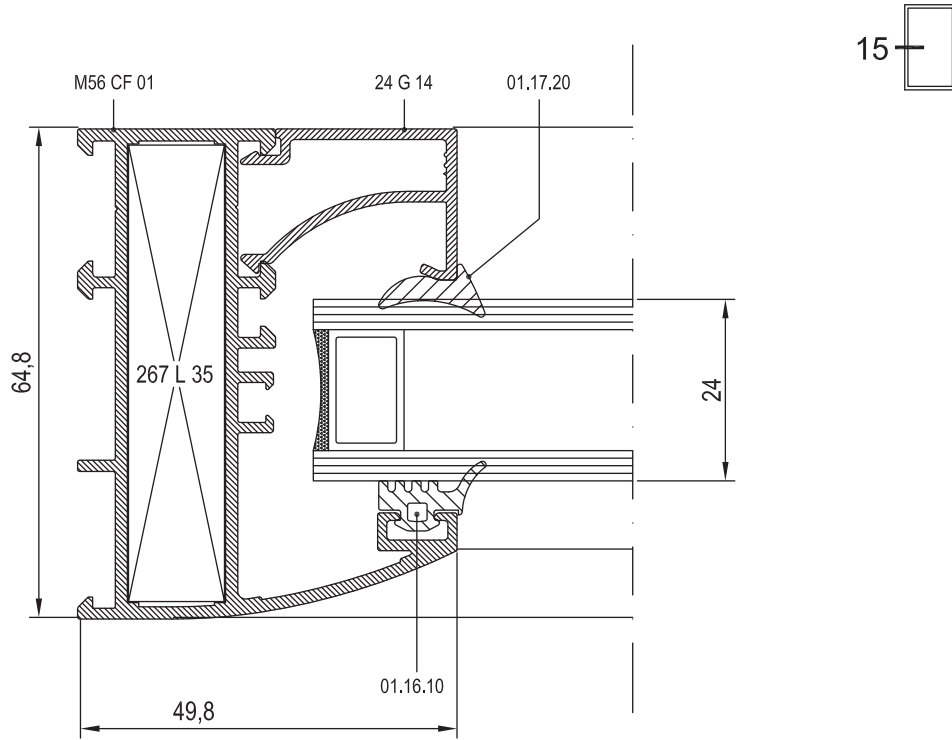
07

08

09

10





01

02

03

04

05

06

07

08

09

10



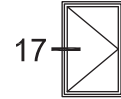
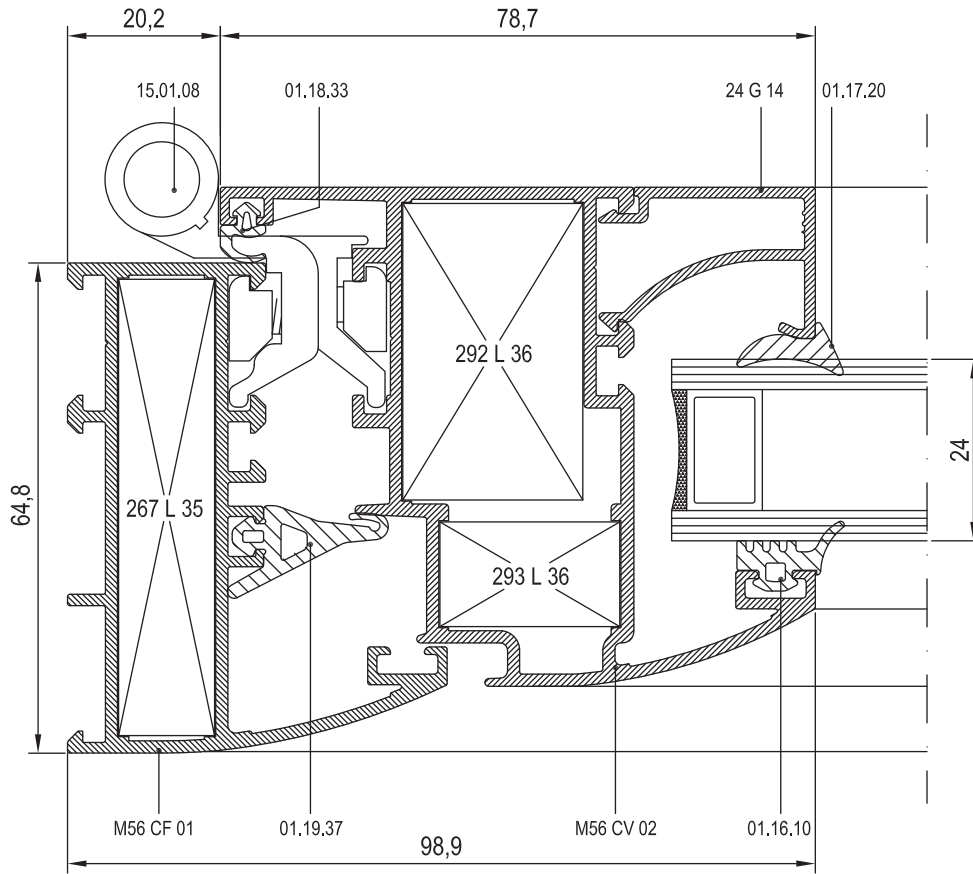
01

02

03

04

05



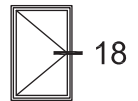
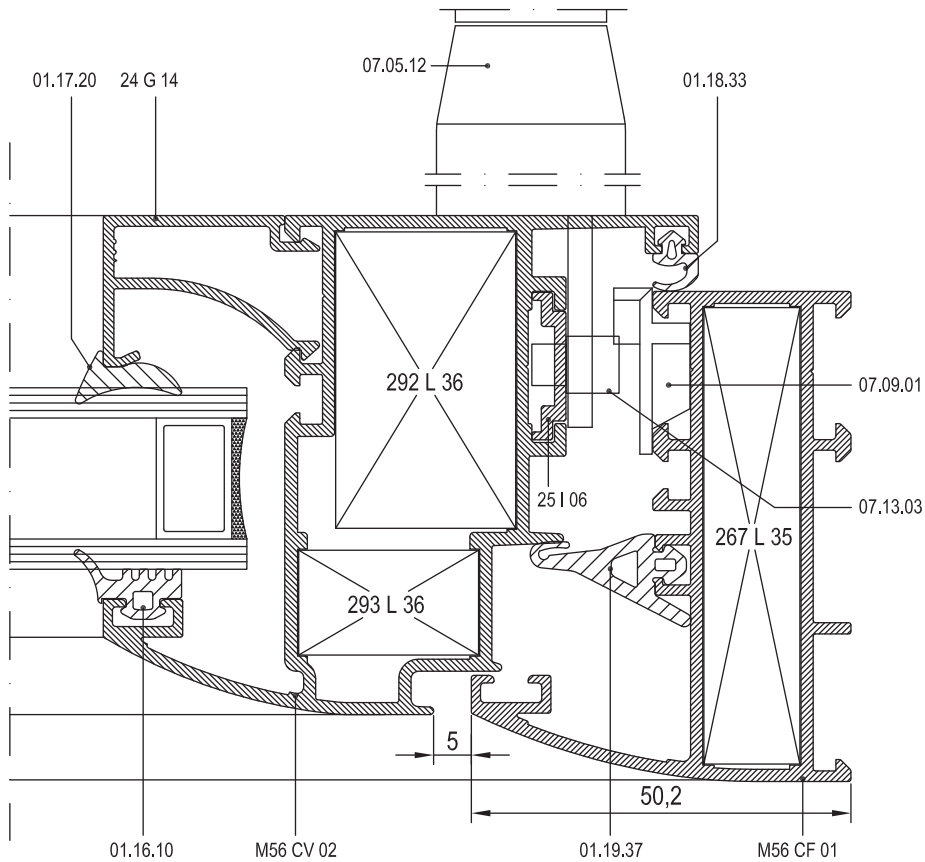
06

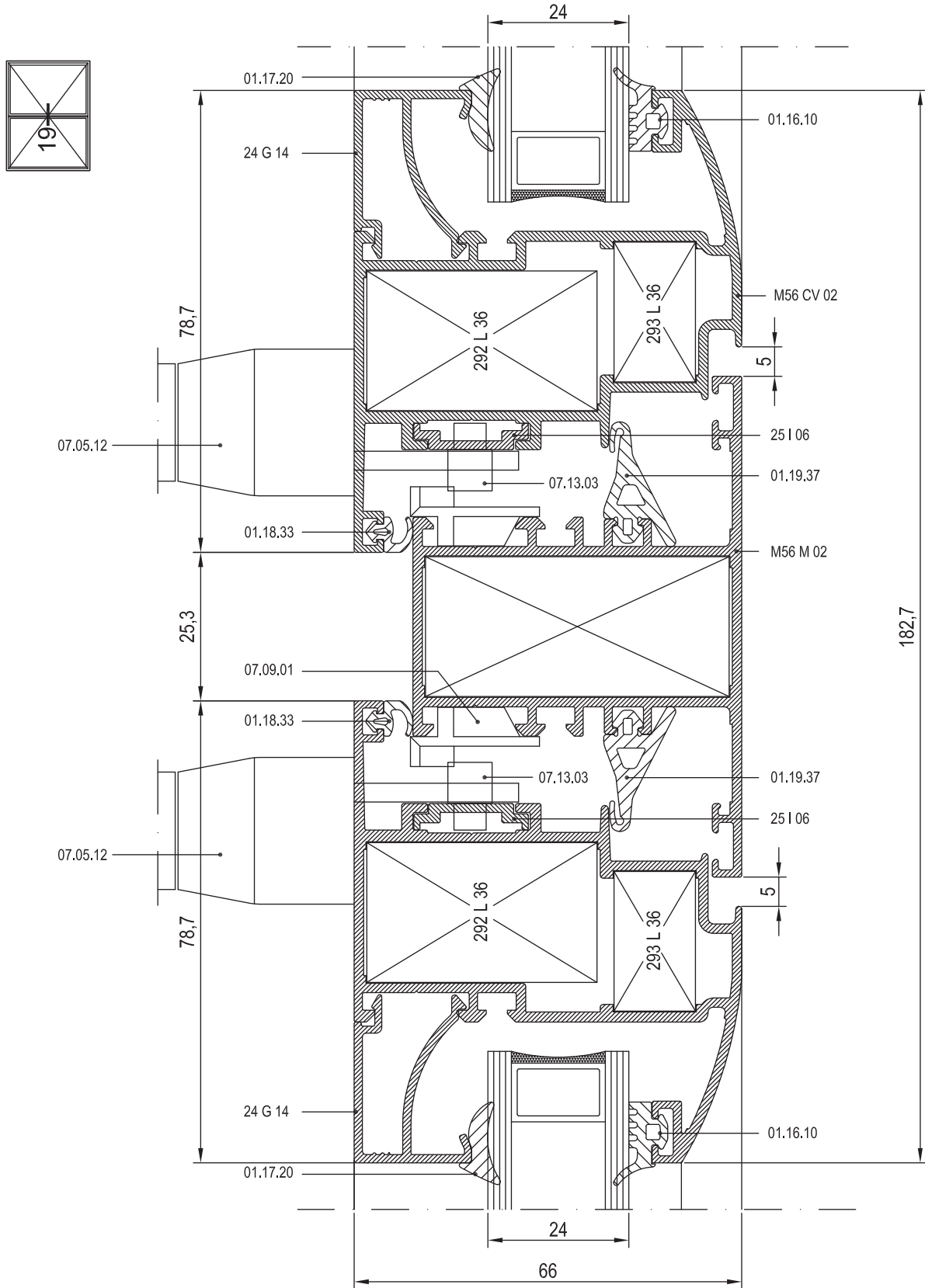
07

08

09

10





01

02

03

04

05

06

07

08

09

10



01

02

03

04

05

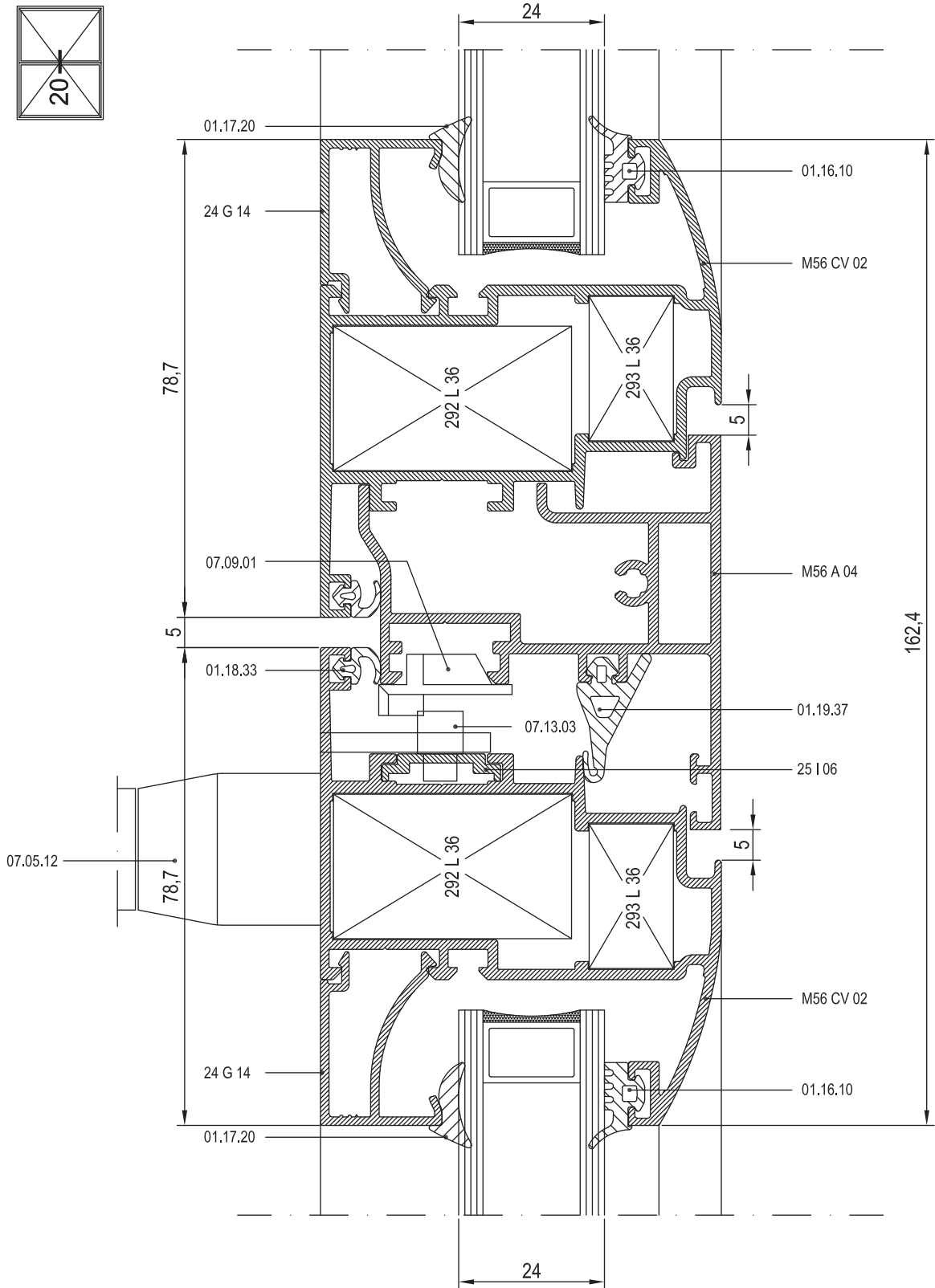
06

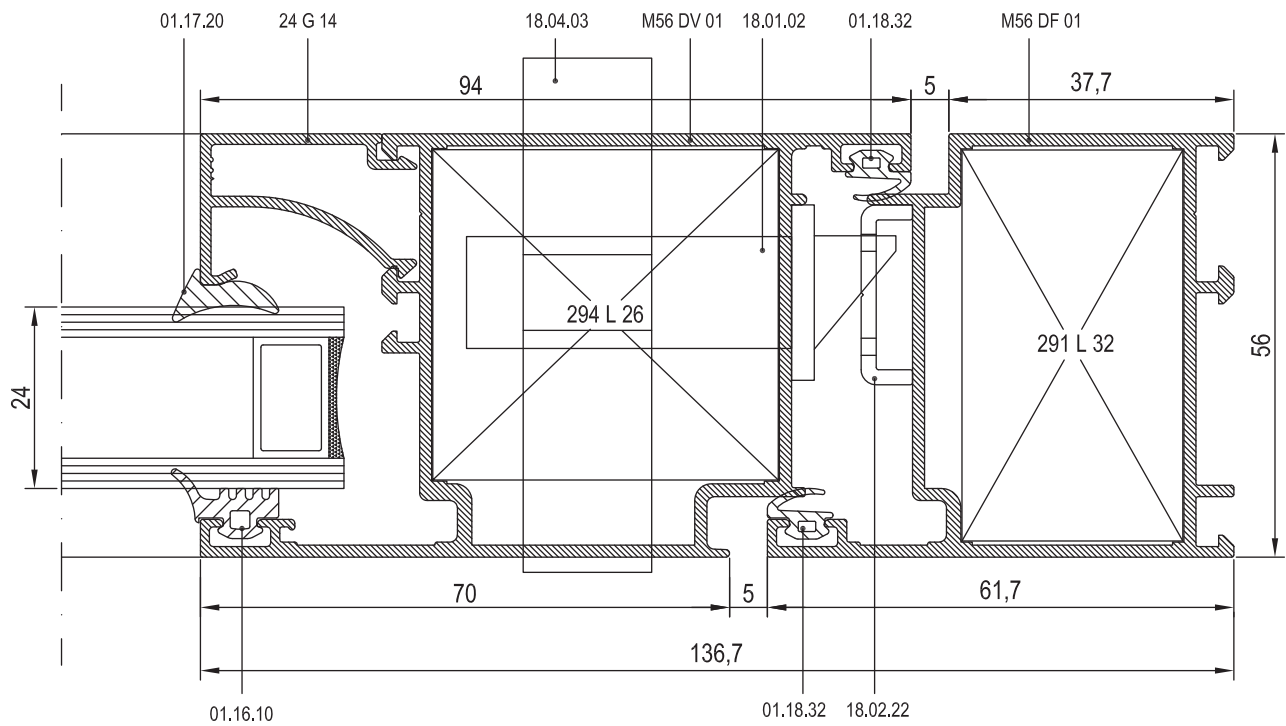
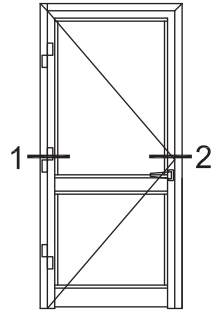
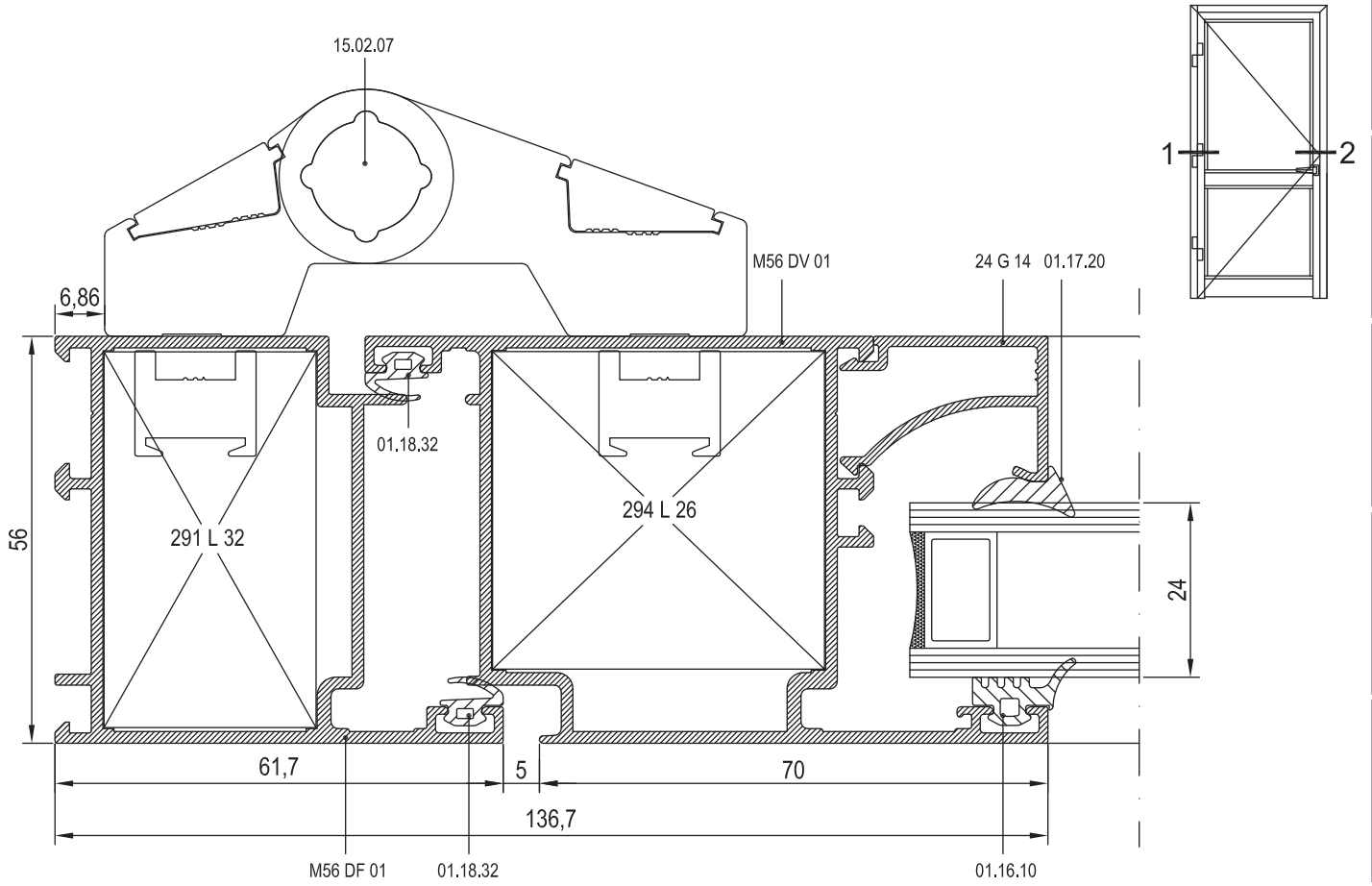
07

08

09

10





01
02
03
04
05
06
07
08
09
10



01

02

03

04

05

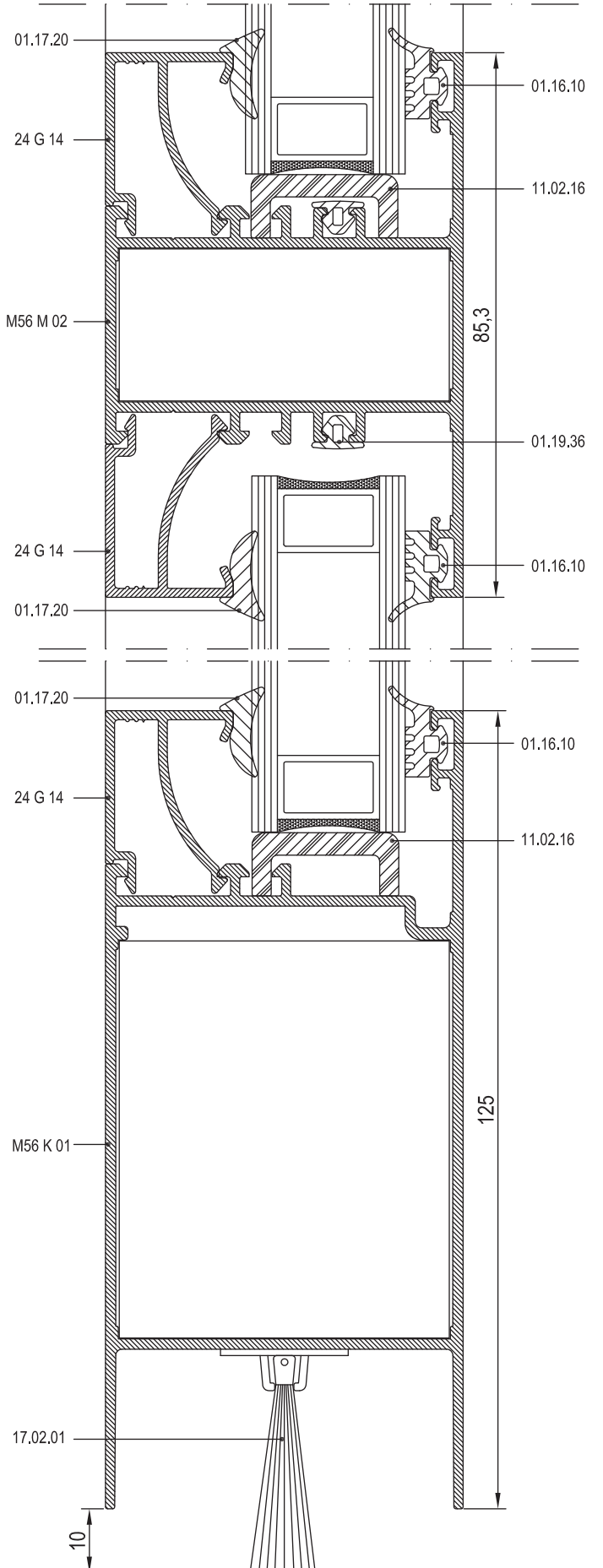
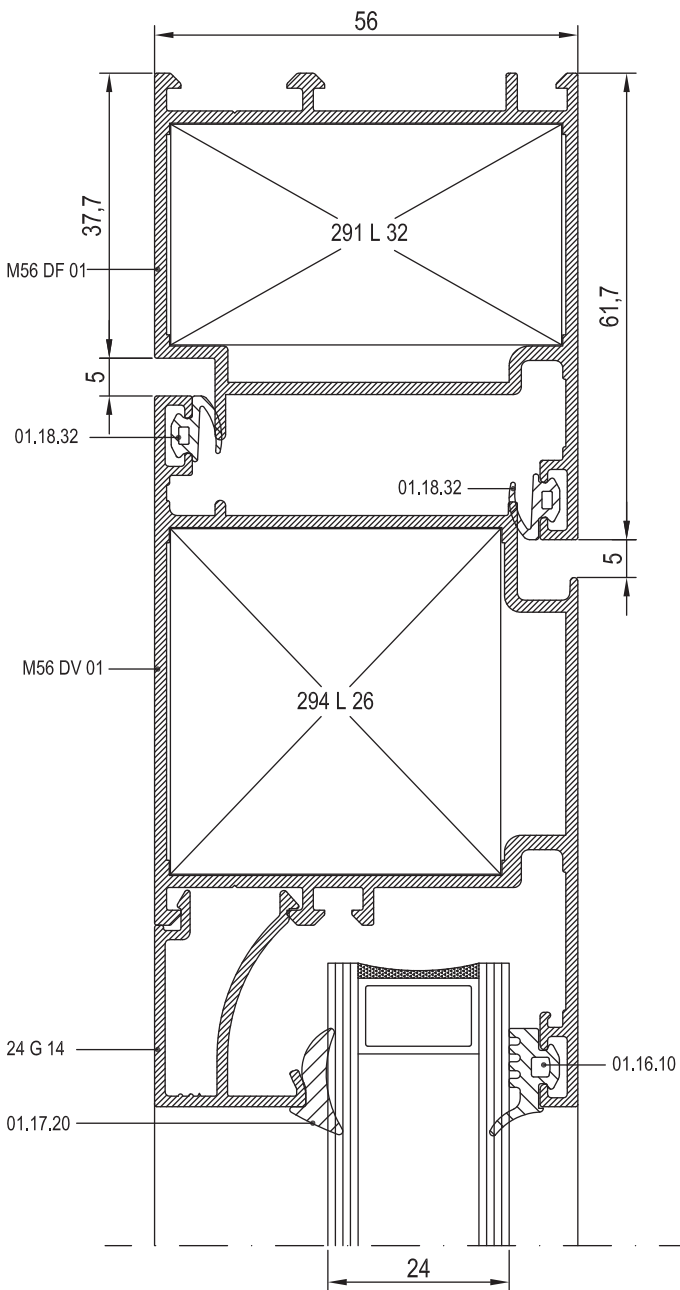
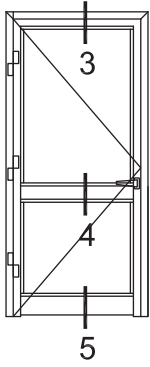
06

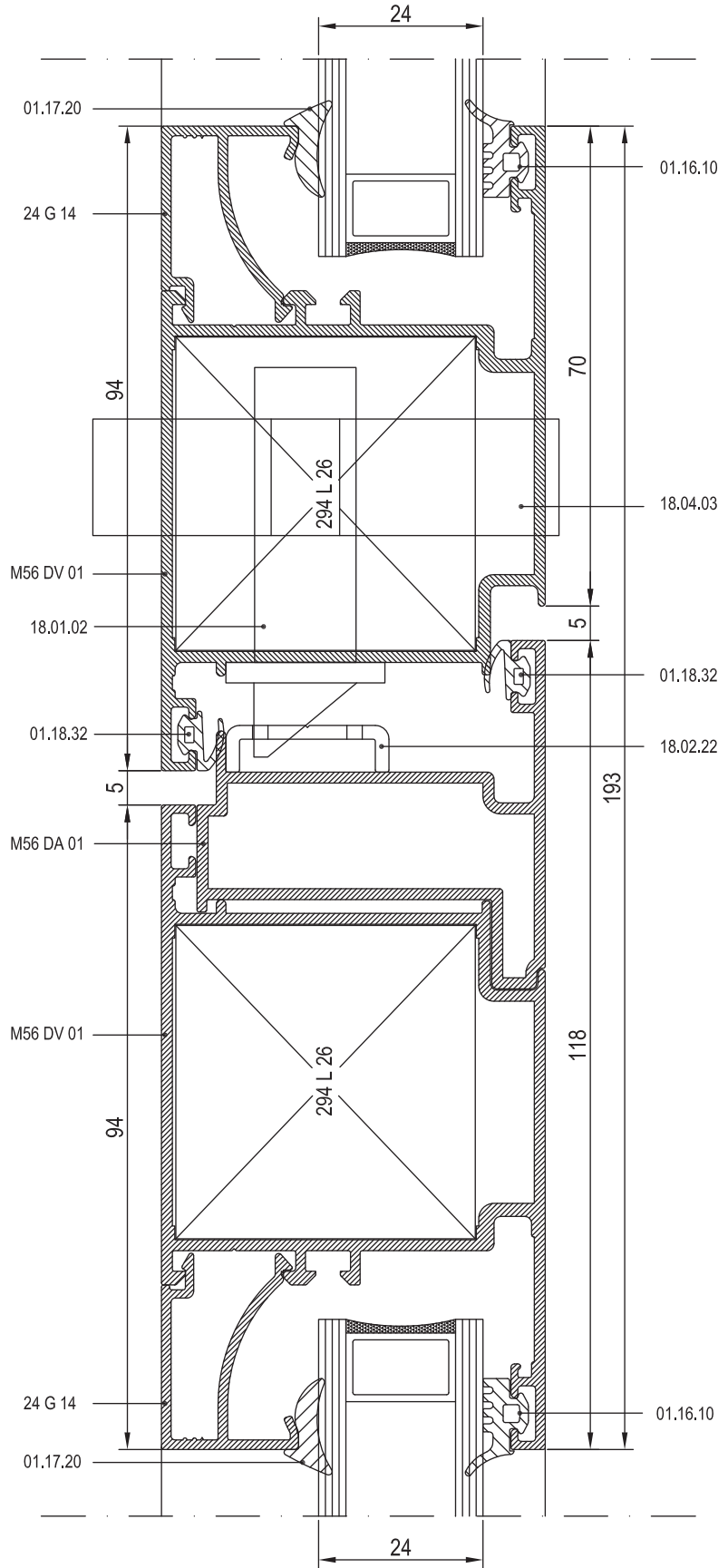
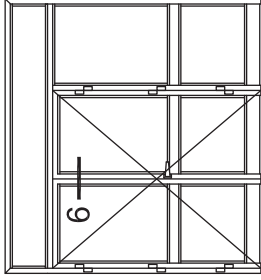
07

08

09

10





01

02

03

04

05

06

07

08

09

10

01

02

03

04

05

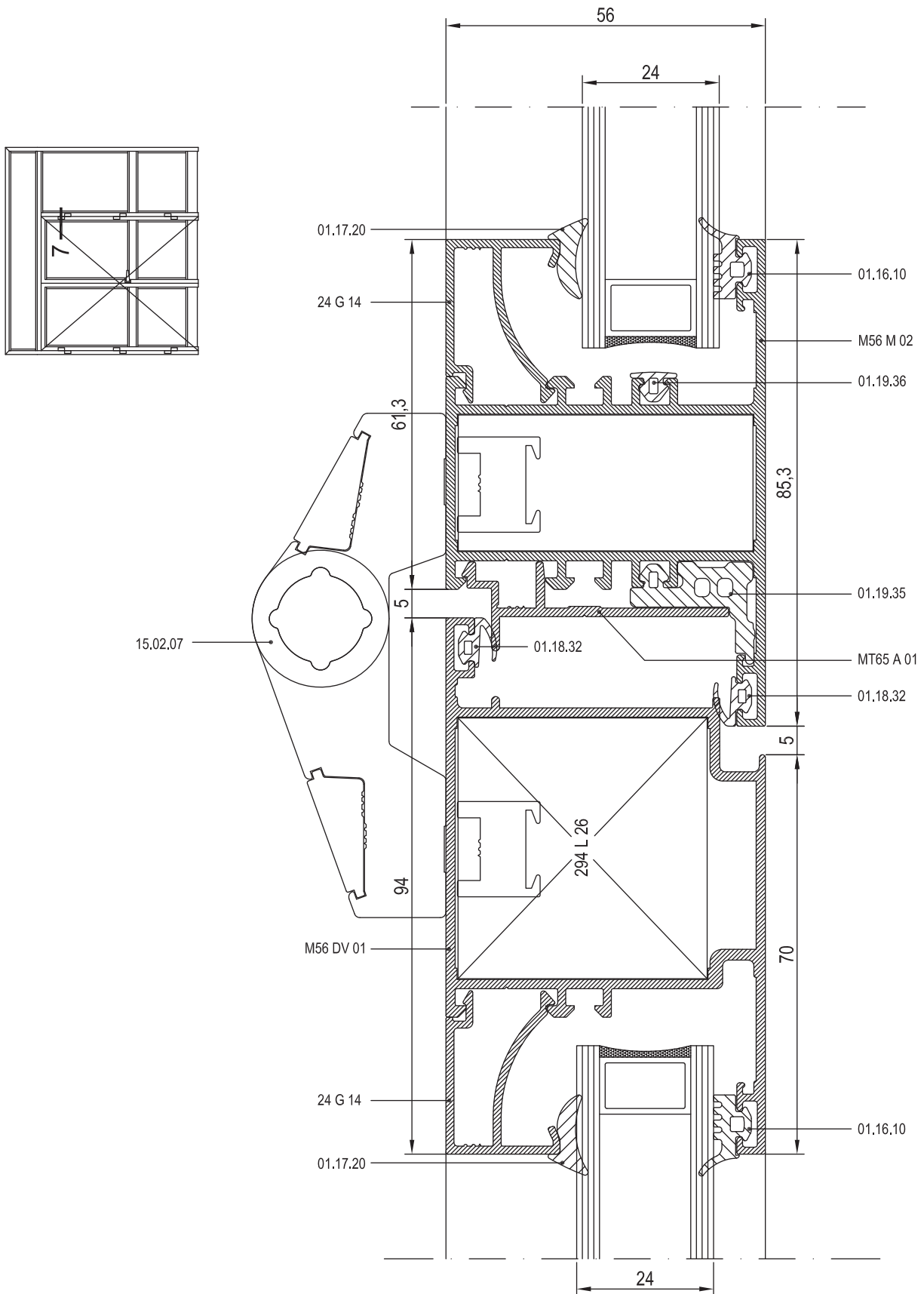
06

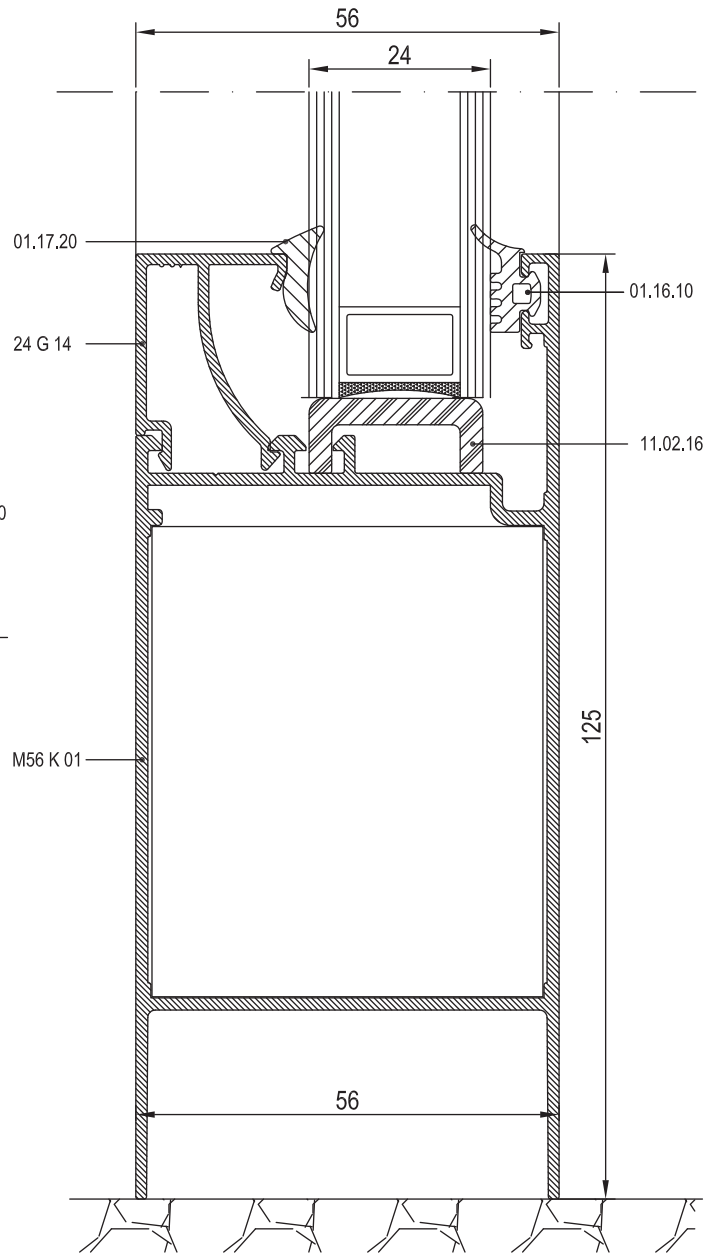
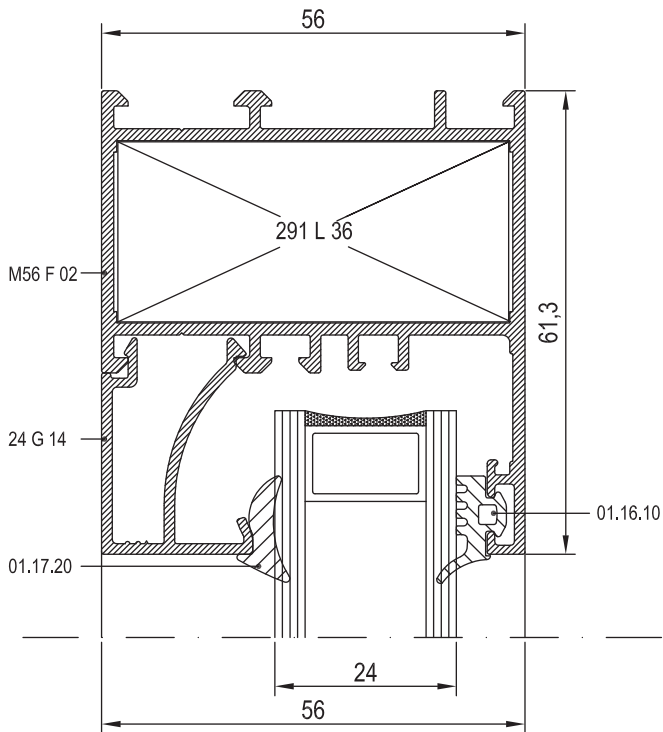
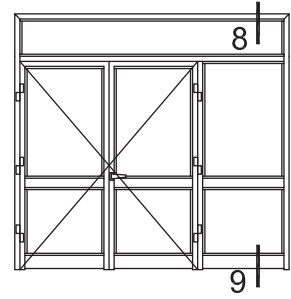
07

08

09

10





01

02

03

04

05

06

07

08

09

10



01

02

03

04

05

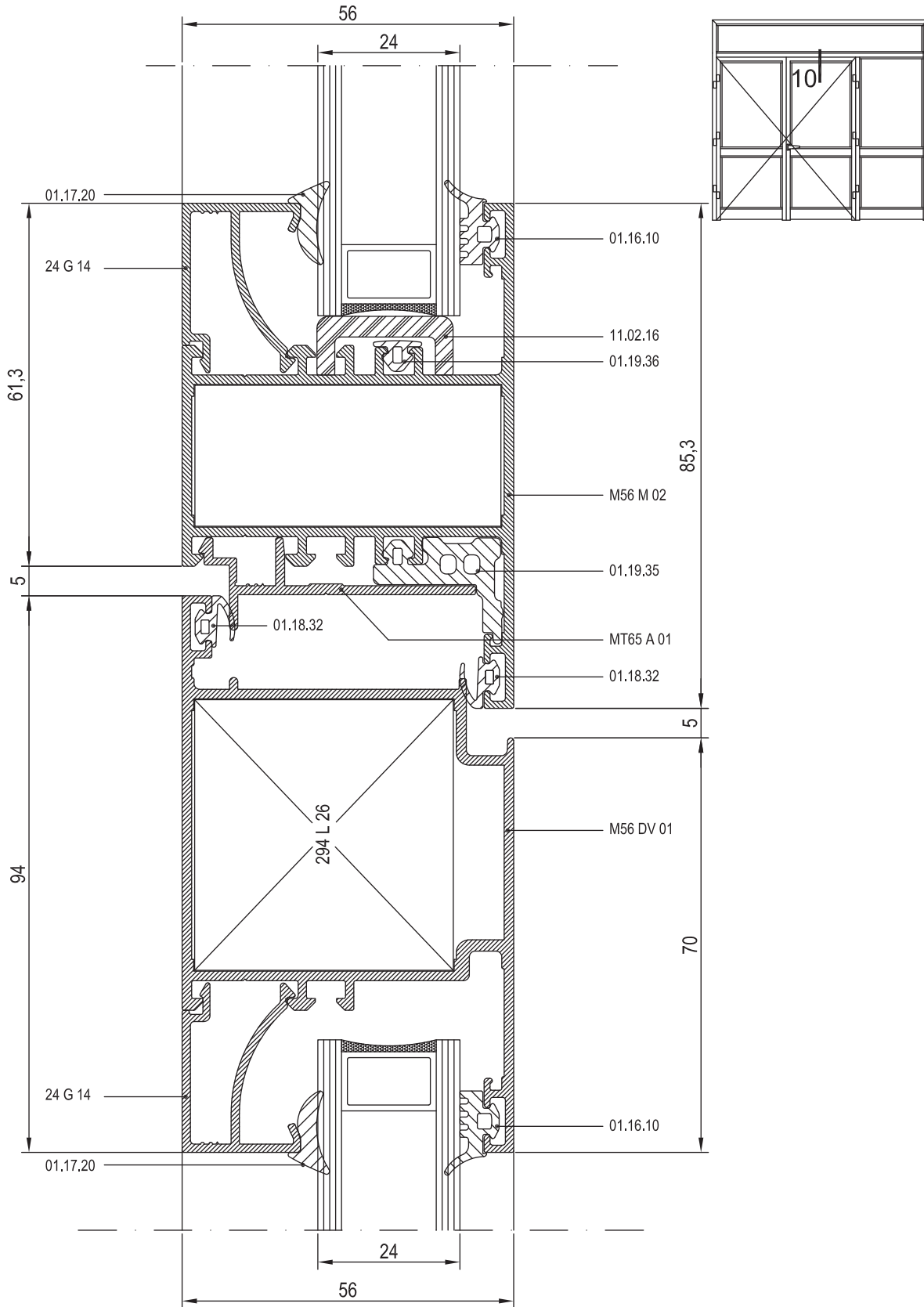
06

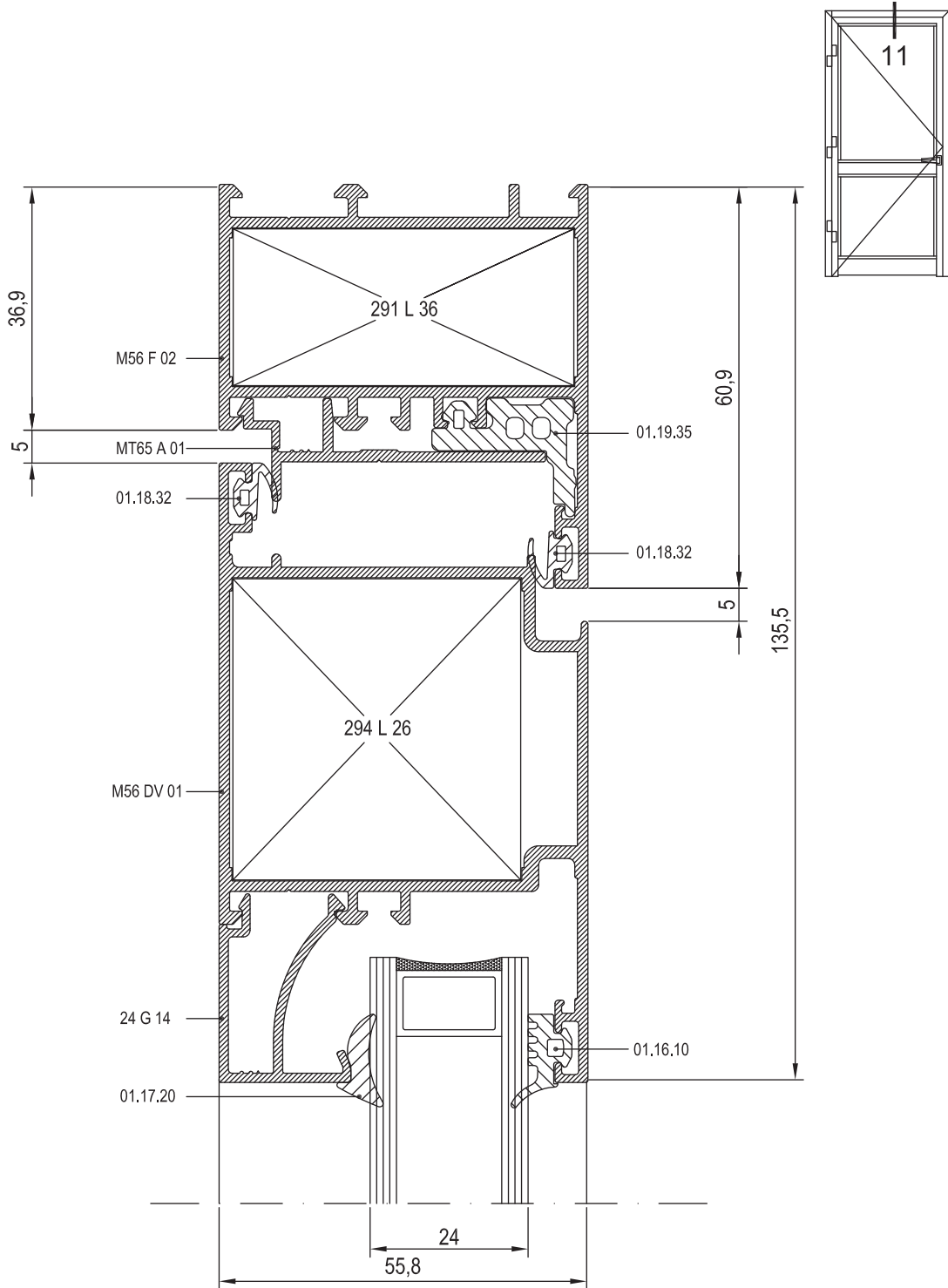
07

08

09

10





01

02

03

04

05

06

07

08

09

10



01

02

03

04

05

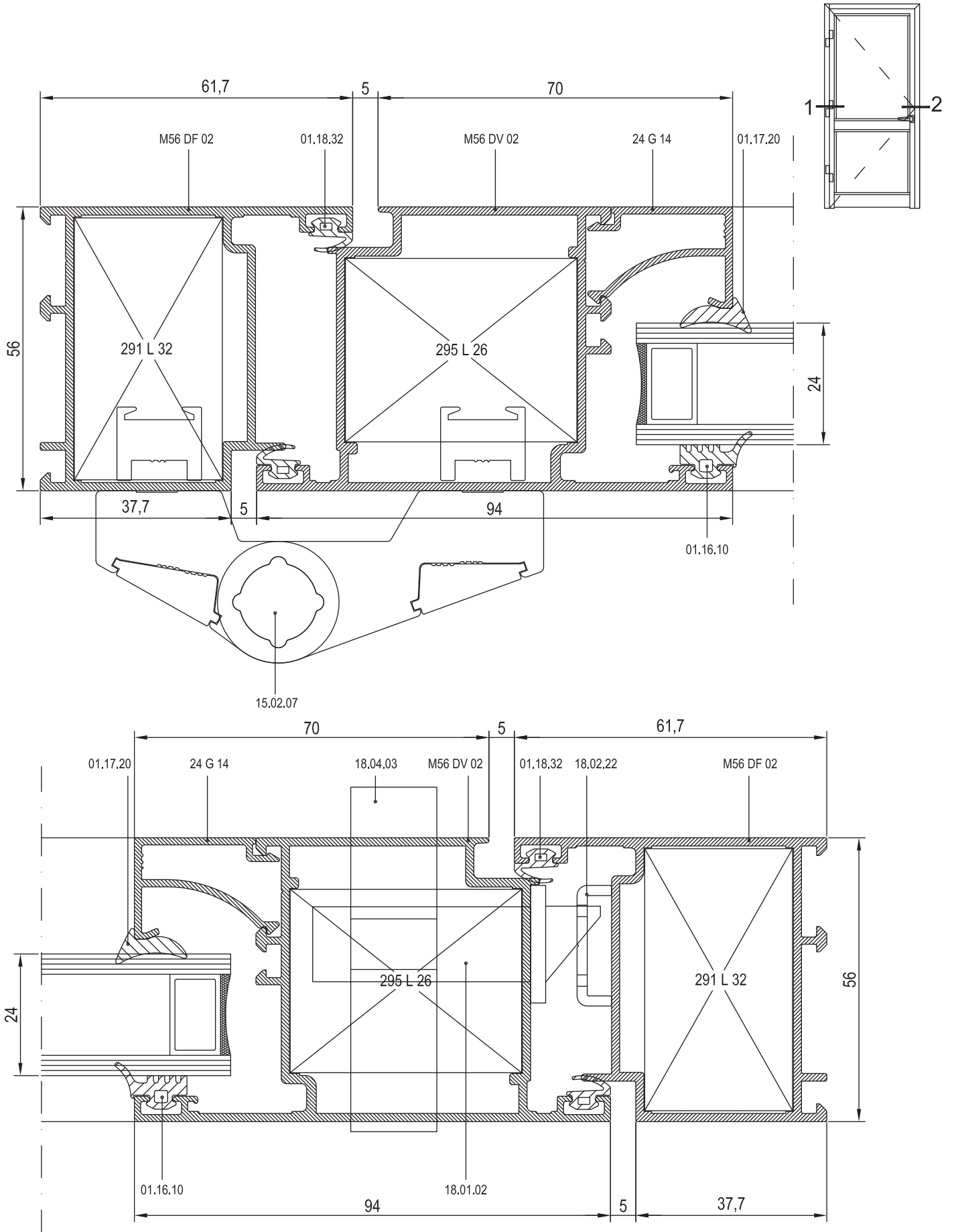
06

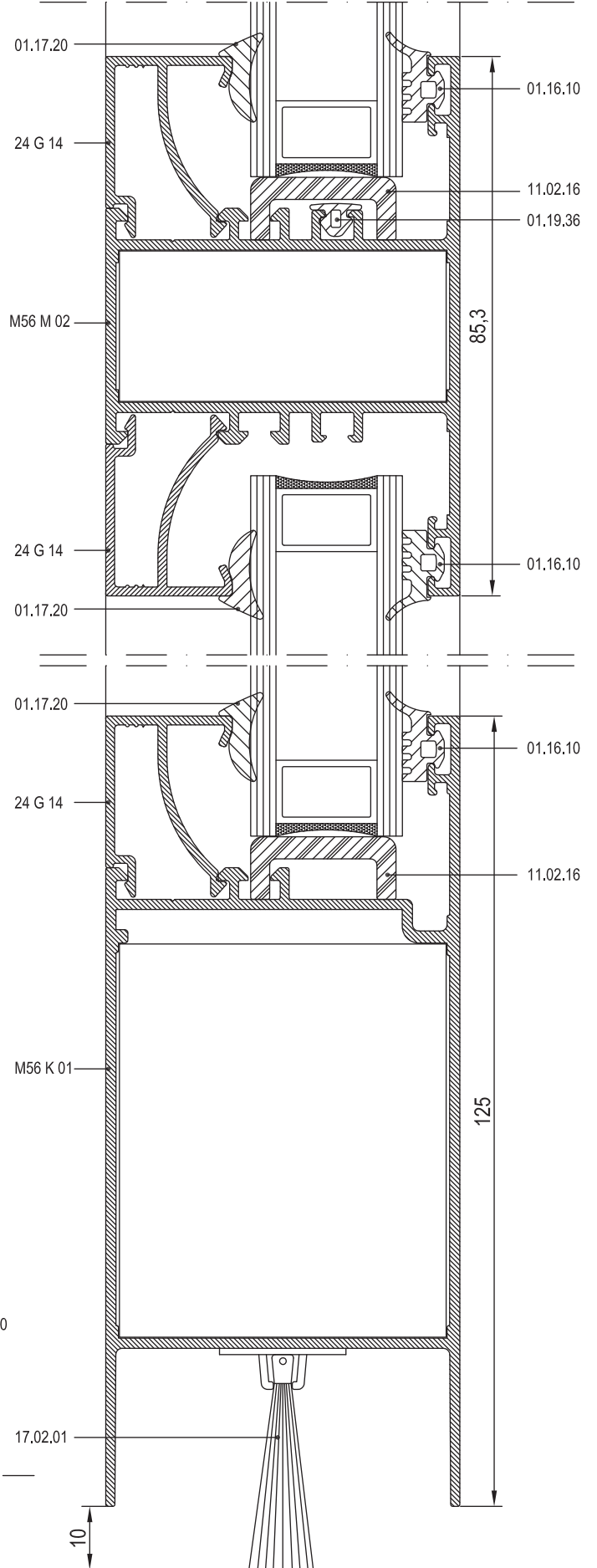
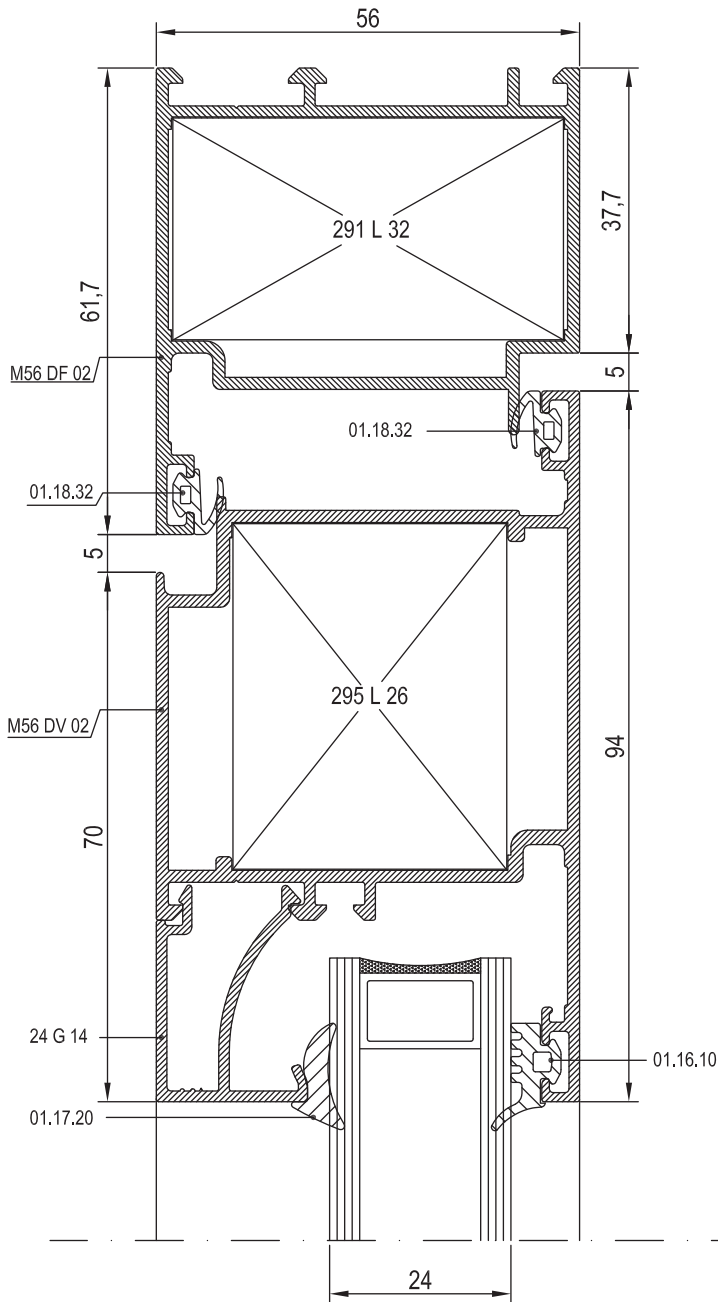
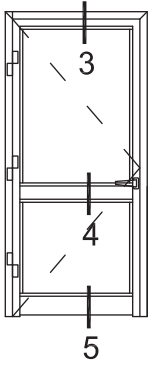
07

08

09

10





01

02

03

04

05

06

07

08

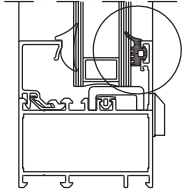
09

10

01

**01.16.10**

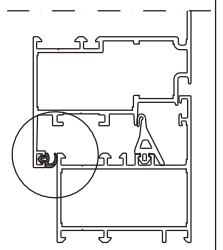
DIŐ CAM FİTİLİ
GLAZING GASKET (OUTSIDE)
EPDM
62 gr/m



02

**01.18.33**

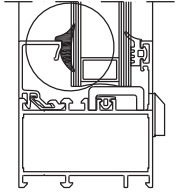
İÇ BİNİ FİTİLİ
ACOUSTICAL GASKET
EPDM
28 gr/m



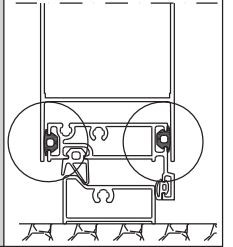
03

**01.17.05**

İÇ CAM FİTİLİ
GLAZING GASKET (INSIDE)
EPDM
60 gr/m

**01.19.33**


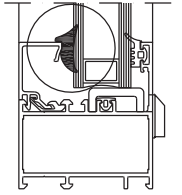
ADAPTÖR FİTİLİ
ADAPTER GASKET
EPDM
38 gr/m



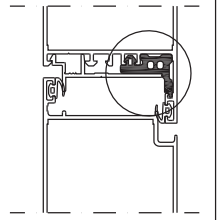
04

**01.17.14**

İÇ CAM FİTİLİ
GLAZING GASKET (INSIDE)
EPDM
86 gr/m

**01.19.35**

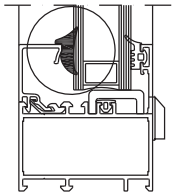
ADAPTÖR FİTİLİ
ADAPTER GASKET
EPDM
185 gr/m



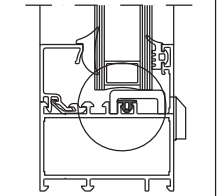
05

**01.17.15**

İÇ CAM FİTİLİ
GLAZING GASKET (INSIDE)
EPDM
107 gr/m

**01.19.36**

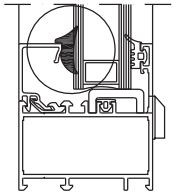
ADAPTÖR FİTİLİ
ADAPTER GASKET
EPDM
24 gr/m



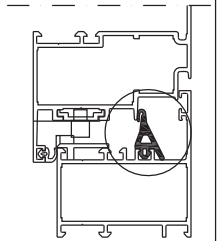
06

**01.17.20**

İÇ CAM FİTİLİ
GLAZING GASKET (INSIDE)
EPDM
57 gr/m

**01.19.37**

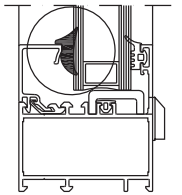
TOZLUK FİTİLİ
CENTRAL GASKET
EPDM
117 gr/m



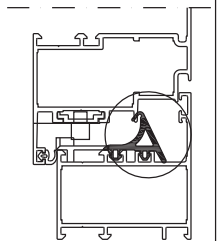
07

**01.17.21**

İÇ CAM FİTİLİ
GLAZING GASKET (INSIDE)
EPDM
166 gr/m

**01.19.43**

TOZLUK FİTİLİ
CENTRAL GASKET
EPDM
171 gr/m

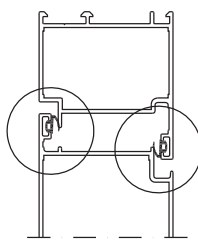


08

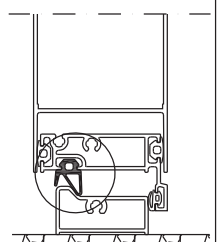
09

**01.18.32**


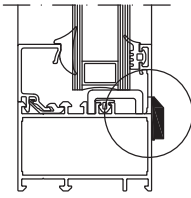

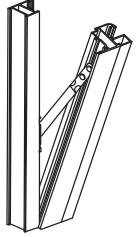
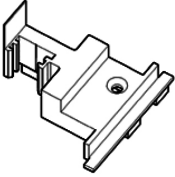
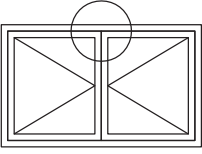
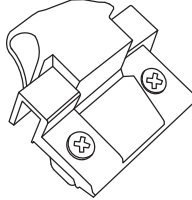
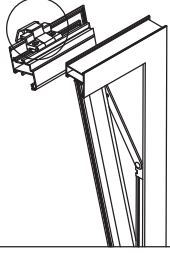
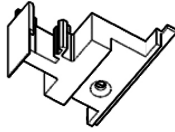
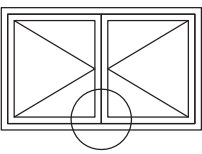
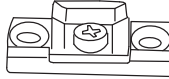
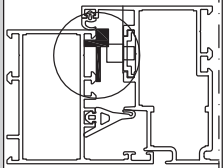
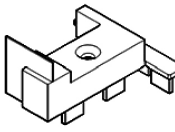
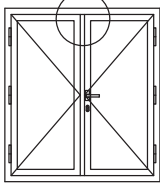
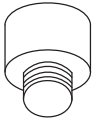
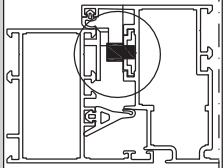
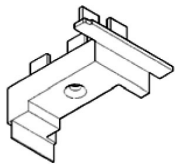
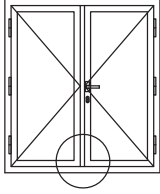
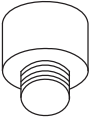
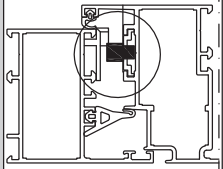
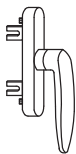
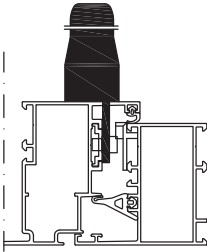
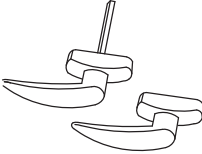
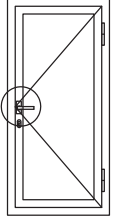
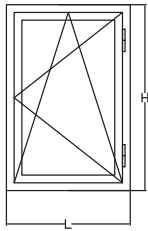
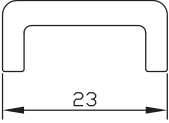
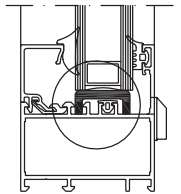
BİNİ FİTİLİ
ACOUSTICAL GASKET
EPDM
33 gr/m

**01.20.06**

EŐİK FİTİLİ
THRESHOLD GASKET
EPDM
85 gr/m



10

	04.02.02 TAHLİYE KAPAĞI DRAINAGE COVER			07.07.02 VASİSTAS MAKAS VASİSTAS ACCESSORY SİYAH-BEYAZ-GRİ BLACK-WHITE-GREY	
	04.06.42 ADAPTÖR KAPAĞI (ÜST) ADAPTER CAP (UP) SİYAH BLACK	 <small>UYGULANILAN PROFİL: M56 A 04 USE WITH: M56 A 04</small>		07.08.01 VASİSTAS MANDALI VASİSTAS SPRING SİYAH-BEYAZ BLACK-WHITE	
	04.06.43 ADAPTÖR KAPAĞI (ALT) ADAPTER CAP (DOWN) SİYAH BLACK	 <small>UYGULANILAN PROFİL: M56 A 04 USE WITH: M56 A 04</small>		07.09.01 AYARLI PİM KARŞILIĞI LOCK PLATE	
	04.06.44 ADAPTÖR KAPAĞI (ÜST) ADAPTER CAP (UP) SİYAH BLACK	 <small>UYGULANILAN PROFİL: M56 DA 01 ve DA 02 USE WITH: M56 DA 01 ve DA 02</small>		07.13.02 ORTA GÖBEK PİMİ CENTRAL LOCK PIN	
	04.06.45 ADAPTÖR KAPAĞI (ALT) ADAPTER CAP (DOWN) SİYAH BLACK	 <small>UYGULANILAN PROFİL: M56 DA 01 ve DA 02 USE WITH: M56 DA 01 ve DA 02</small>		07.13.03 TİJ PİM LOCK PIN	
	07.05.12 İSPANYOLET KOL ÇİFT DİLLİ WINDOW HANDLE SİYAH-BEYAZ-GRİ BLACK-WHITE-GREY			07.14.04 KAPI KOLU (İTHAL) DOOR HANDLE SİYAH-BEYAZ-GRİ BLACK-WHITE-GREY	
	07.06.60. ÇİFT AÇILIM MEKANİZMASI TILT AND TURN MECHANISM SİYAH-GRİ BLACK-GREY	GENİŞLİK: 570~1000 mm WIDTH: 570~1000 mm YÜKSEKLİK: 400~1200 mm HEIGHT: 400~1200 mm	 23	11.02.16 CAM TAKOZU GLASS WEDGE SİYAH BLACK	

01

02

03

04

05

06

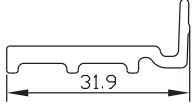
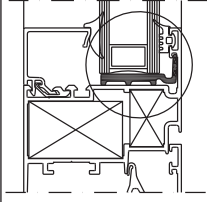
07

08


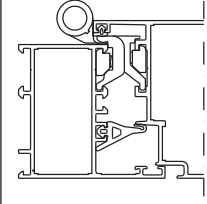
09

10

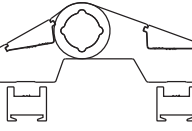
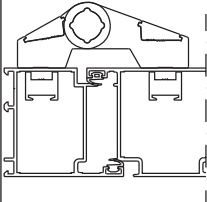
01

**11.02.17**CAM TAKOZU
GLASS WEDGE
SİYAH
BLACK

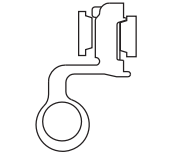
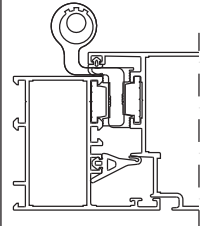
02

**15.01.08**PENCERE MENTEŞESİ
WINDOW HINGE
SİYAH-BEYAZ-GRİ-ELOKSAL
BLACK-WHITE-GREY-ANODISED

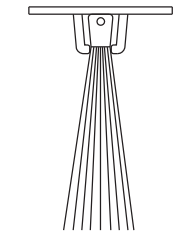
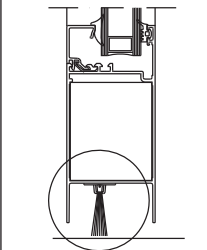
03

**15.02.07**KAPAZLAMA MENTEŞE (2'LI)
DOOR HINGE
SİYAH-BEYAZ-GRİ
BLACK-WHITE-GREY

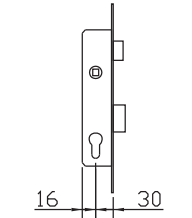
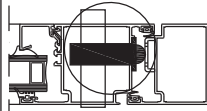
04

**15.02.09**KAPI MENTEŞESİ
DOOR HINGE
SİYAH-BEYAZ-GRİ-ELOKSAL
BLACK-WHITE-GREY-ANODISED

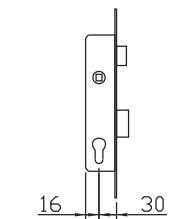
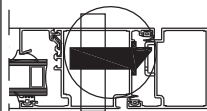
05

**17.02.01**KAPI ALTI FIRÇASI
BRUSH
1 Mt

07

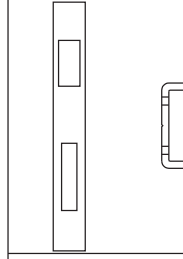
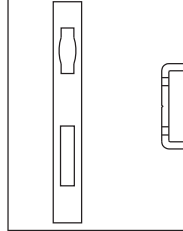
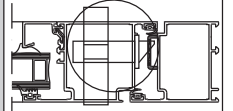
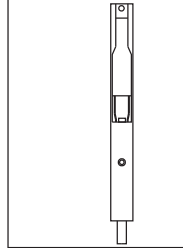
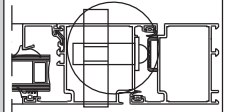
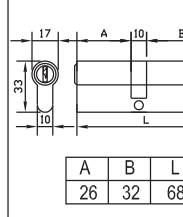
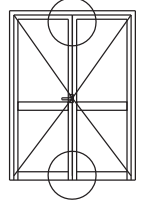
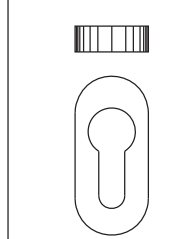
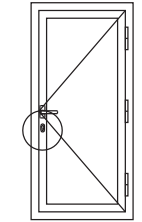
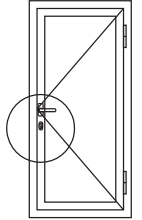
**18.01.01**MAKARALI KİLİT
MORTISE LOCK (with roller)
STANDART
STANDARD

08

**18.01.02**DİLLİ KİLİT
MORTISE LOCK
STANDART
STANDARD

09

10

**18.02.22**DİLLİ KİLİT KARŞILIĞI
FOREND
SİYAH-BEYAZ-ELOKSAL
BLACK-WHITE-ANODISED**18.02.23**MAKARALI KİLİT KARŞILIĞI
FOREND (for lock with roller)
SİYAH-BEYAZ-ELOKSAL
BLACK-WHITE-ANODISED**18.03.01**KAPI ALT-ÜST KİLİTLEME
BOLT LOCK**18.04.03**BAREL
CYLINDER
KROM-NİKEL
CHROME-NICKEL**18.05.02**BAREL AYNASI
CYLINDER COVER
SİYAH-BEYAZ
BLACK-WHITE

RESCARA SİSTEM

RESCARA SYSTEM

Aluminyum Kapı Pencere ve Giydirme Cephe Sistemleri
Aluminium Window Doors and Facade Systems



01

02

03

04

05

06

07

08

09

10

RESCARA SİSTEM

RESCARA SYSTEM

Aluminyum Kapı Pencere ve Giydirme Cephe Sistemleri
Aluminium Window Doors and Facade Systems

01



02

03

04

05

06

07

08

09

10