

# MİMARİ KATALOG

## ARCHITECTURAL CATALOGUE

Aluminyum Kapı Pencere ve Giydirme Cephe Sistemleri  
Aluminium Window Doors and Facade Systems



Rescara Sistem  
Profil Detayları

Rescara System  
Profile Details



# RESCARA SİSTEM

## RESCARA SYSTEM

Aluminyum Kapı Pencere ve Giydirmce Cephe Sistemleri  
Aluminium Window Doors and Facade Systems

01



02

03

04

05

06

07

08

09

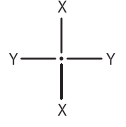
10

**Önemli Not:**

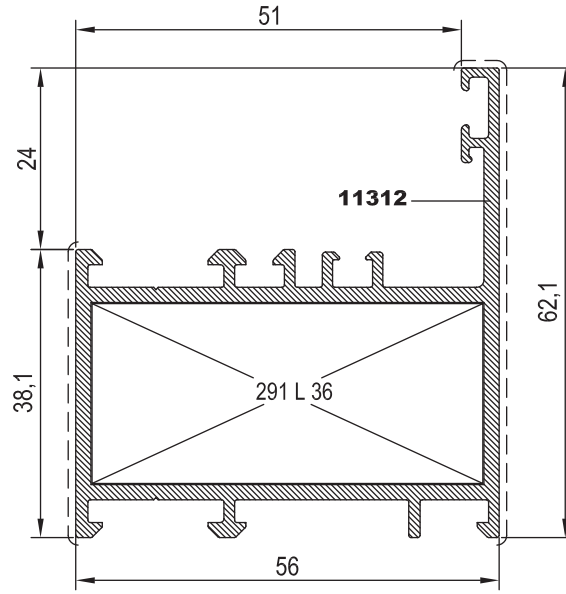
■ Beta Serisi ortalama et kalınlıkları 2.0 mm olarak tasarlanmıştır. Kalınlık toleransında ilgili Euro normu esas alınmıştır.




KOD / CODE	AĞIRLIK (kg/m) / WEIGHT	Jxx cm <sup>4</sup>	Jyy cm <sup>4</sup>	L m
M56 F 03	1,280	19,775	12,049	6.00



M56 F 03



Nr	 L m	KESİM ÖLÇÜSÜ CUTTING SIZE	AKS. KODU ACS. CODE
M56 F 03	11312	25 L 36 (2397)	51,6 mm
			291 L 36

01

02

03

04

05

06

07

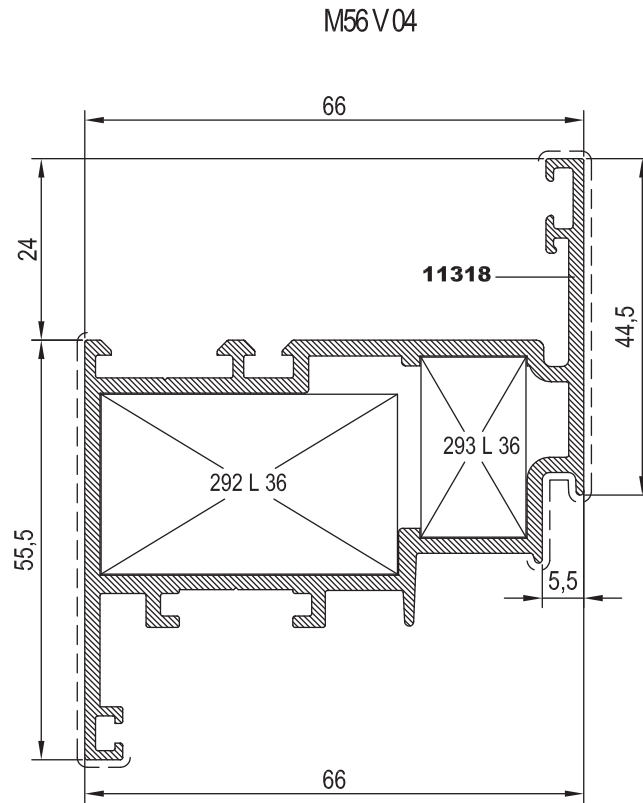
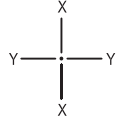
08


09

10



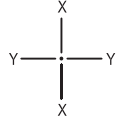
KOD / CODE	AĞIRLIK (kg/m) / WEIGHT	Jxx cm <sup>4</sup>	Jyy cm <sup>4</sup>	L m
M56 V 04	1,535	32,624	17,355	6.00



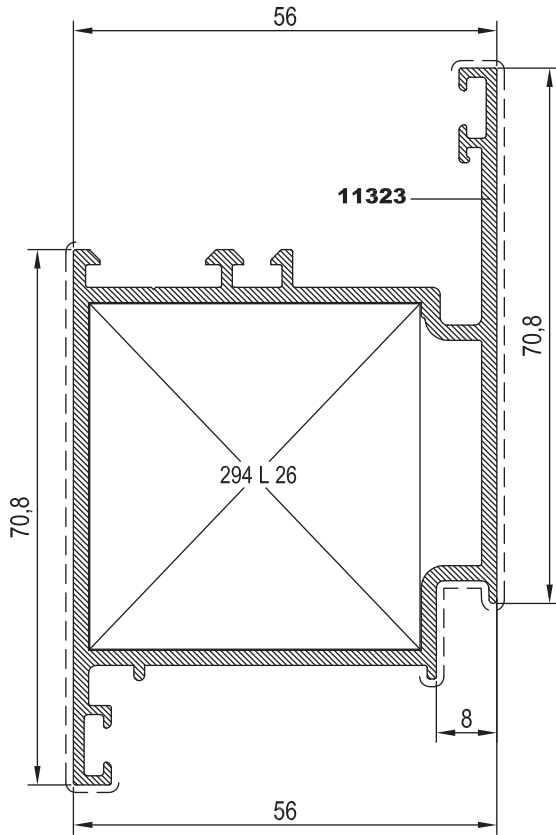
Nr	 L m	KESİM ÖLÇÜSÜ CUTTING SIZE	AKS. KODU ACS. CODE
M56 V 04	11318	25 L 36 (2397)	292 L 36
		25 L 36 (2397)	293 L 36



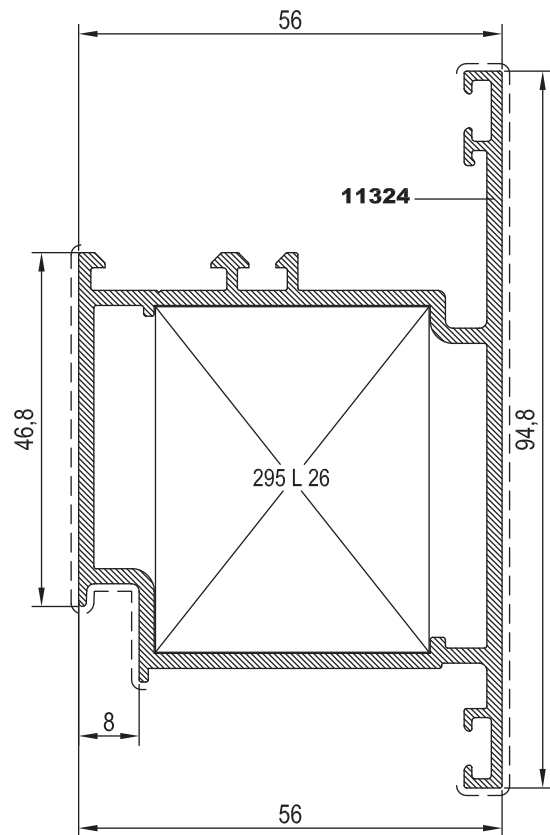
KOD / CODE	AĞIRLIK (kg/m) / WEIGHT	Jxx cm <sup>4</sup>	Jyy cm <sup>4</sup>	L m
M56 DV 03	1,516	27,255	32,967	6,00
M56 DV 04	1,522	26,132	32,976	6,00



M56 DV 03



M56 DV 04



Nr

KESİM ÖLÇÜSÜ  
CUTTING SIZEAKS. KODU  
ACS. CODE

M56 DV 03	11323	25 L 26 (10540)	43,6 mm	294 L 26
M56 DV 04	11324	25 L 26 (10540)	36,1 mm	295 L 26

01

02

03

04

05

06

07

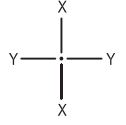
08

09

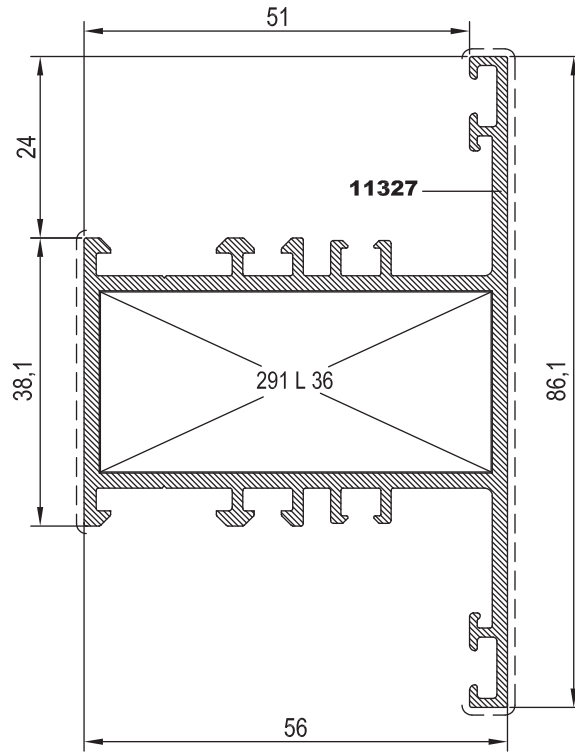
10



KOD / CODE	AĞIRLIK (kg/m) / WEIGHT	Jxx cm <sup>4</sup>	Jyy cm <sup>4</sup>	L m
M56 M 06	1,478	22,525	19,346	6.00



M56 M06



Nr

KESİM ÖLÇÜSÜ  
CUTTING SIZEAKS. KODU  
ACS. CODE

M56 M 06	11327	25 J 25 (11337)	23,7 mm	285 J 25
----------	-------	-----------------	---------	----------

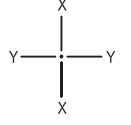
Nr

KESİM ÖLÇÜSÜ  
CUTTING SIZEAKS. KODU  
ACS. CODE

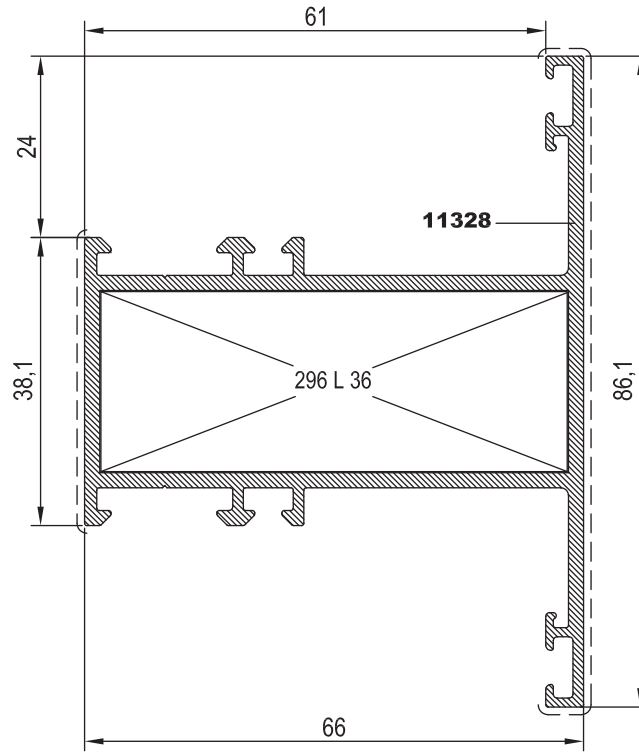
M56 M 06	11327	25 L 36 (2397)	51,6 mm	291 L 36
----------	-------	----------------	---------	----------



KOD / CODE	AĞIRLIK (kg/m) / WEIGHT	Jxx cm <sup>4</sup>	Jyy cm <sup>4</sup>	L m
M56 M 07	1,510	33,556	19,256	6.00





M56 M 07



\* M56 V 04 KANADI İLE KULLANILIR

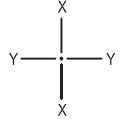
\* USE IN M56 V 04

Nr	 L m	KESİM ÖLÇÜSÜ CUTTING SIZE	AKS. KODU ACS. CODE
M56 M 07	11328	25 J 24 (11336)	285 J 24

Nr	 L m	KESİM ÖLÇÜSÜ CUTTING SIZE	AKS. KODU ACS. CODE
M56 M 07	11328	25 L 36 (2397)	296 L 36



KOD / CODE	AĞIRLIK (kg/m) / WEIGHT	J <sub>xx</sub> cm <sup>4</sup>	J <sub>yy</sub> cm <sup>4</sup>	L m
M56 K 04	1,899	38,360	83,523	6,00



01

02

03

04

05

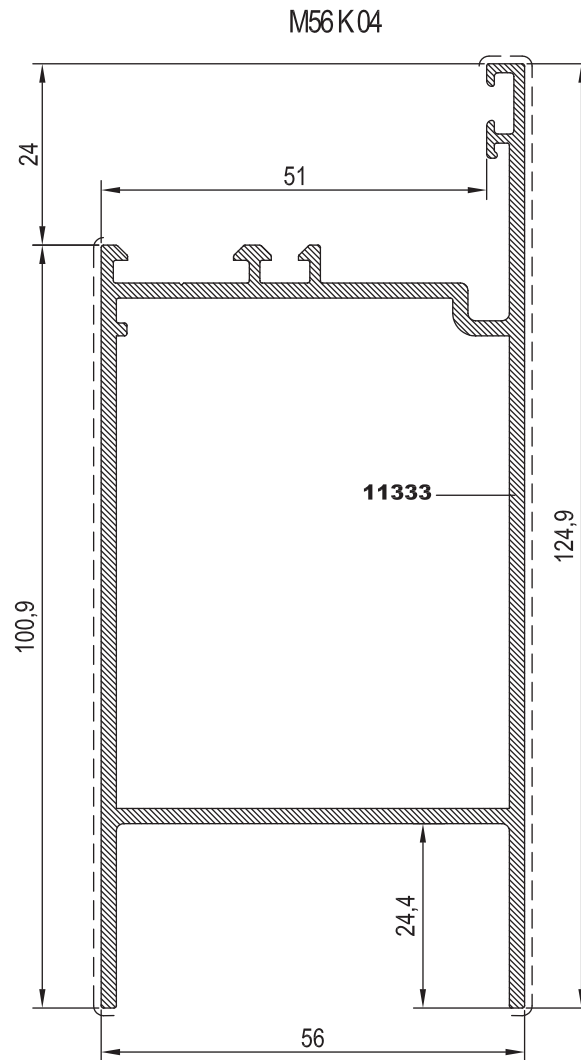
06

07

08

09

10



Nr

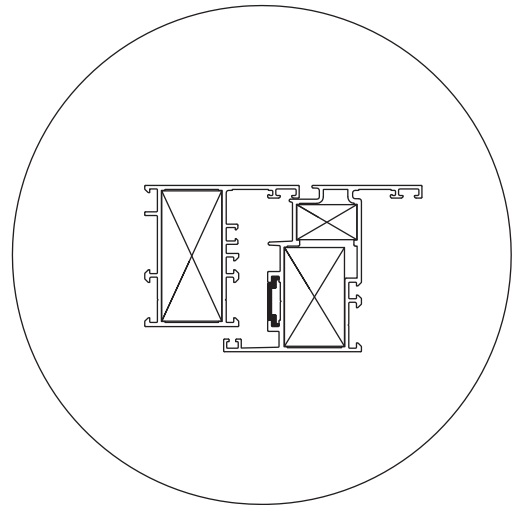
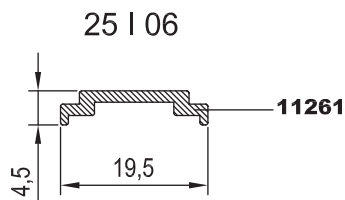
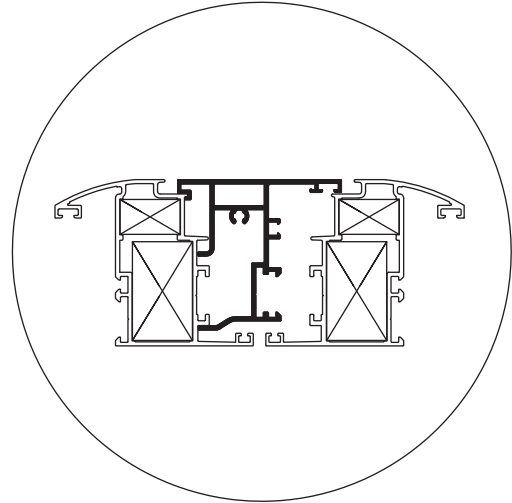
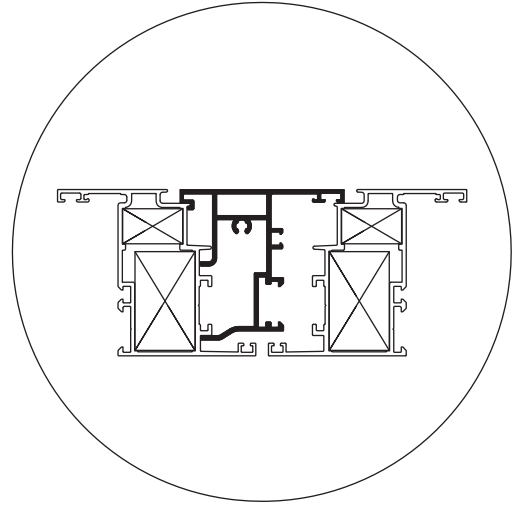
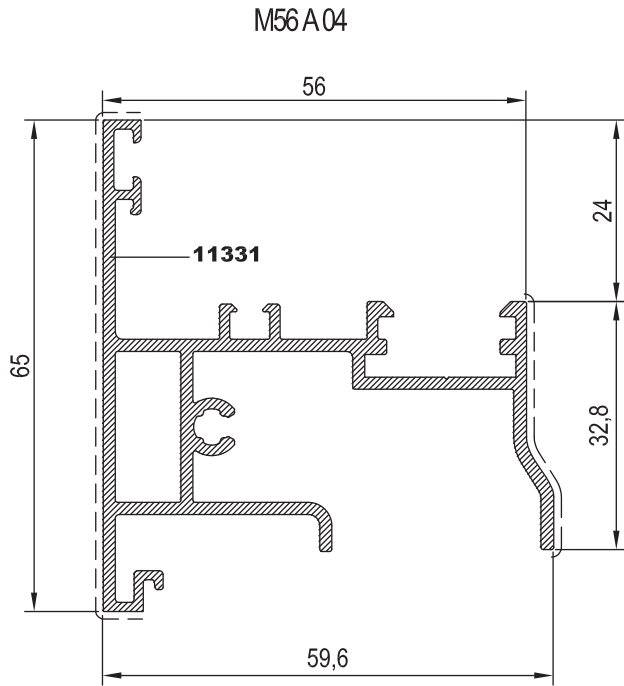
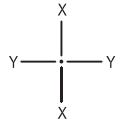
KESİM ÖLÇÜSÜ  
CUTTING SIZEAKS. KODU  
ACS. CODE

M56 K 04	11333	25 J 25 (11337)	62,1 mm	297 J 25
----------	-------	-----------------	---------	----------





KOD / CODE	AĞIRLIK (kg/m) / WEIGHT	Jxx cm <sup>4</sup>	Jyy cm <sup>4</sup>	L m
M56 A 04 25 I 06	1,131 0,104	16,289 ----	8,532 ----	6 6



01

02

03

04

05

06

07

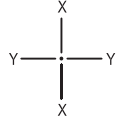
08

09

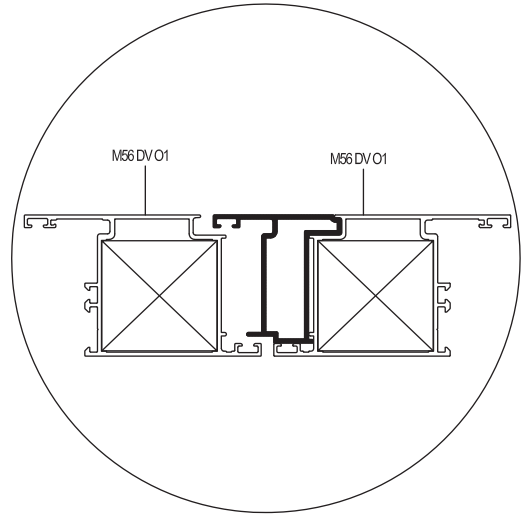
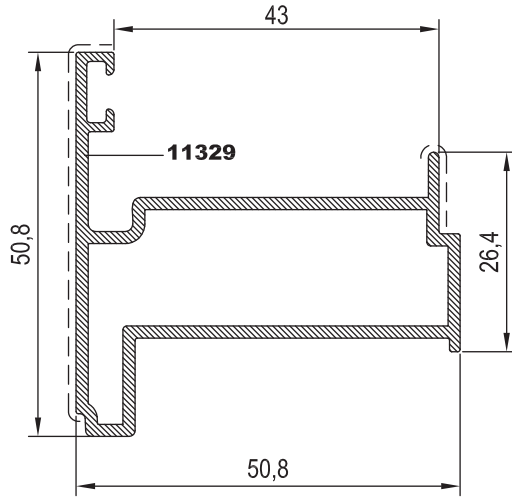
10



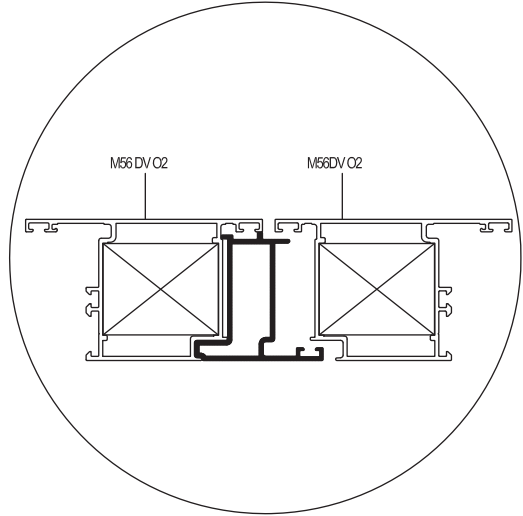
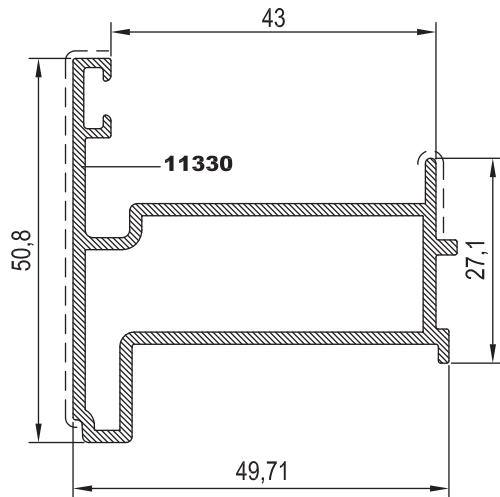
KOD / CODE	AĞIRLIK (kg/m) / WEIGHT	Jxx cm <sup>4</sup>	Jyy cm <sup>4</sup>	L m
M56 DA 01	0,839	10,344	4,429	6
M56 DA 02	0,844	10,232	4,431	6



M56 DA 01 (M56 DV 03 İLE)



M56 DA 02 (M56 DV 04 İLE)



01

02

03

04

05

06

07

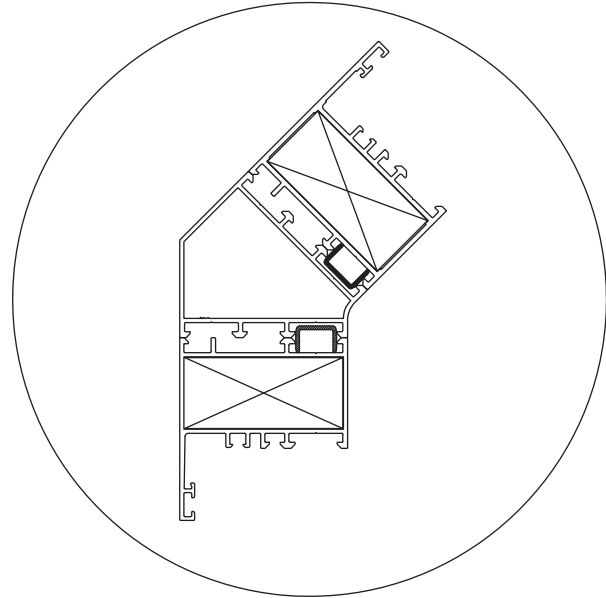
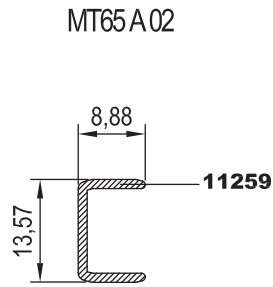
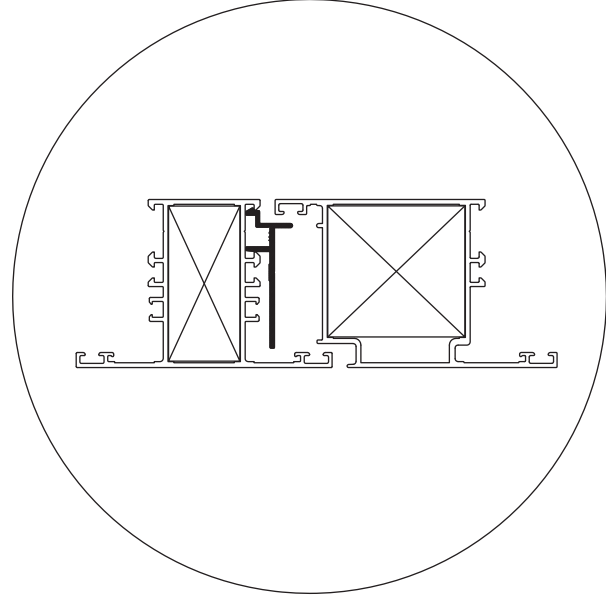
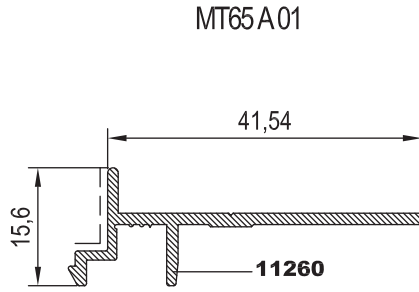
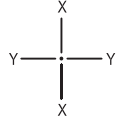
08

09

10



KOD / CODE	AĞIRLIK (kg/m) / WEIGHT	L m	
MT65 A 01	0,273	6	
MT65 A 02	0,090	6	



01

02

03

04

05

06

07

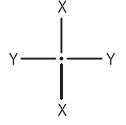
08

09

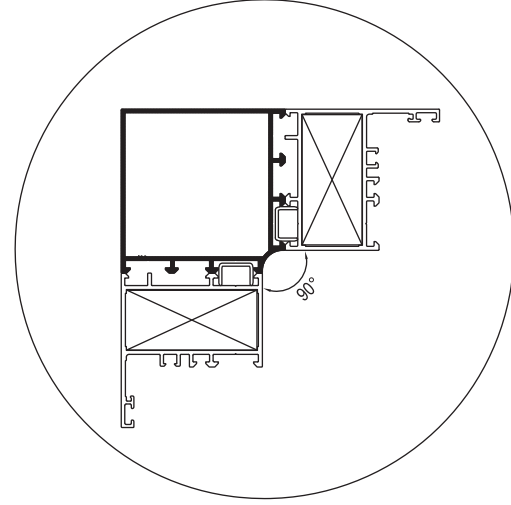
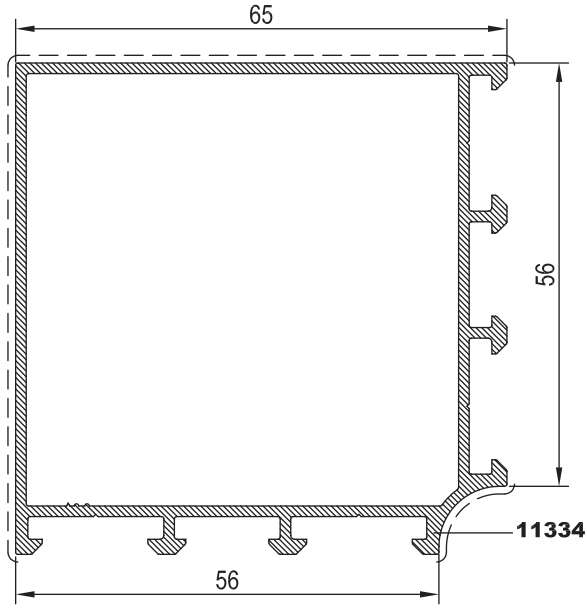
10



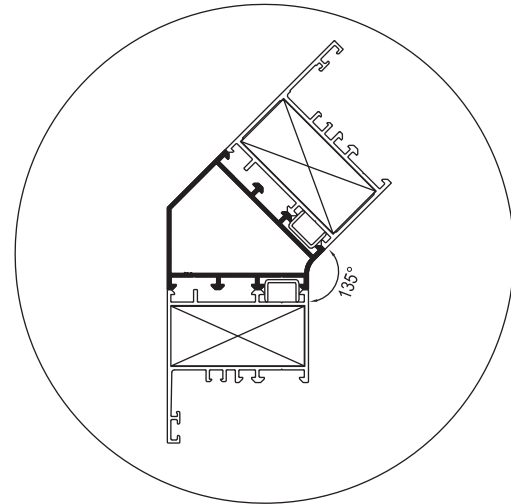
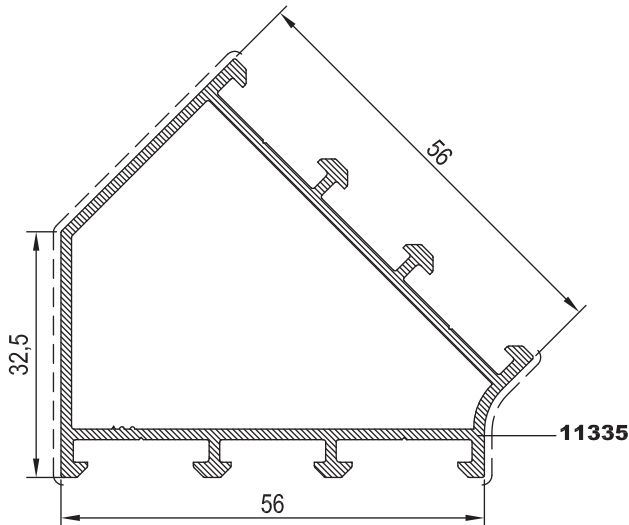
KOD / CODE	AĞIRLIK (kg/m) / WEIGHT	Jxx cm <sup>4</sup>	Jyy cm <sup>4</sup>	L m
M56 C 01	1,148	25,241	25,241	6
M56 C 02	0,897	12,092	9,039	6



M56 C 01

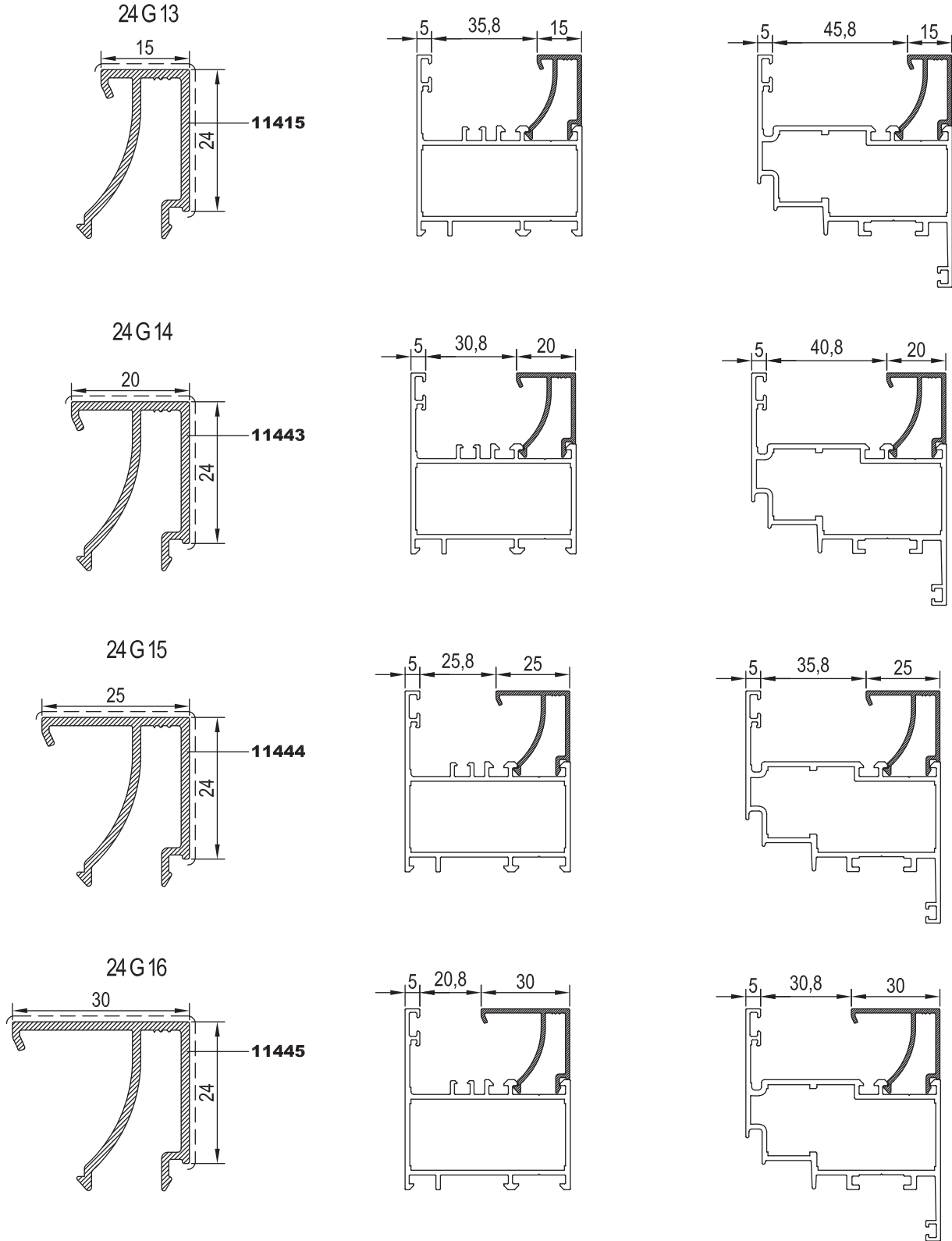
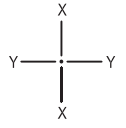


M56 C 02





KOD / CODE	AĞIRLIK (kg/m) / WEIGHT	L m
24 G 13	0,296	6
24 G 14	0,315	6
24 G 15	0,334	6
24 G 16	0,353	6



- 01
- 02
- 03
- 04
- 05
- 06
- 07
- 08
- 09
- 10



KOD / CODE	AĞIRLIK (kg/m) / WEIGHT	L m ← →	
24 G 17	0,372	6	
24 G 18	0,391	6	

01

02

03

04

05

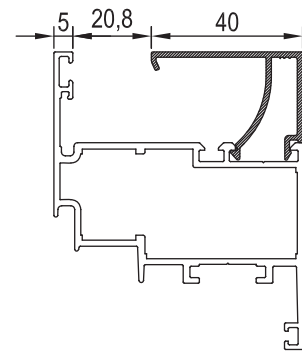
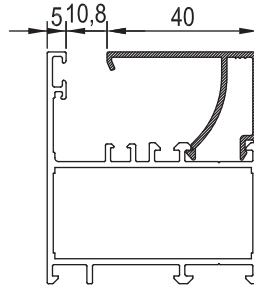
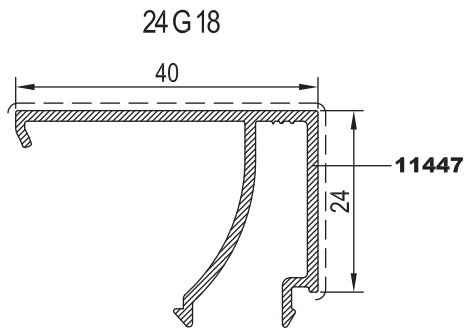
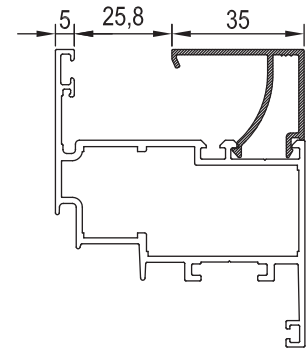
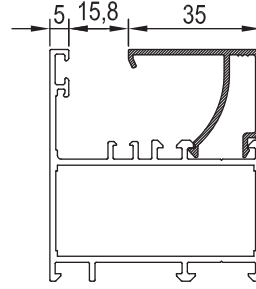
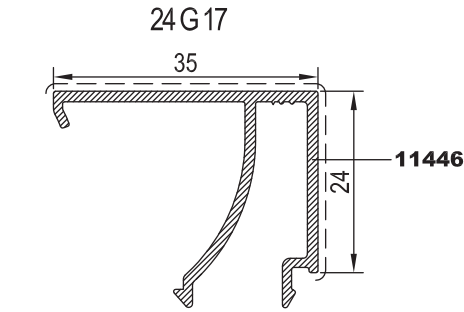
06

07

08

09

10



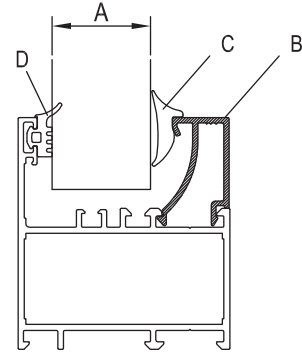


UYGULANAN PROFİLLER: M56F03-M56DV03-M56DV04-M56M06-M56K04

USE WITH: M56F03-M56DV03-M56DV04-M56M06-M56K04

B, CAM ÇİTASI GLAZING BEAD	C, İÇ CAM FİTİLİ GLAZING GASKET	A, CAM KALINLIĞI GLASS THICKNESS	D, DIŞ CAM FİTİLİ GLAZING GASKET
24 G 13	01.17.20	29 mm	01.16.10
24 G 13	01.17.05	28 mm	01.16.10
24 G 13	01.17.14	27 mm	01.16.10
24 G 13	01.17.15	26 mm	01.16.10
24 G 13	01.17.21	25 mm	01.16.10
24 G 14	01.17.20	24 mm	01.16.10
24 G 14	01.17.05	23 mm	01.16.10
24 G 14	01.17.14	22 mm	01.16.10
24 G 14	01.17.15	21 mm	01.16.10
24 G 14	01.17.21	20 mm	01.16.10
24 G 15	01.17.20	19 mm	01.16.10
24 G 15	01.17.05	18 mm	01.16.10
24 G 15	01.17.14	17 mm	01.16.10
24 G 15	01.17.15	16 mm	01.16.10
24 G 15	01.17.21	15 mm	01.16.10
24 G 16	01.17.20	14 mm	01.16.10
24 G 16	01.17.05	13 mm	01.16.10
24 G 16	01.17.14	12 mm	01.16.10
24 G 16	01.17.15	11 mm	01.16.10
24 G 16	01.17.21	10 mm	01.16.10

B, CAM ÇİTASI GLAZING BEAD	C, İÇ CAM FİTİLİ GLAZING GASKET	A, CAM KALINLIĞI GLASS THICKNESS	D, DIŞ CAM FİTİLİ GLAZING GASKET
24 G 17	01.17.20	9 mm	01.16.10
24 G 17	01.17.05	8 mm	01.16.10
24 G 17	01.17.14	7 mm	01.16.10
24 G 17	01.17.15	6 mm	01.16.10
24 G 17	01.17.21	5 mm	01.16.10
24 G 18	01.17.20	4 mm	01.16.10

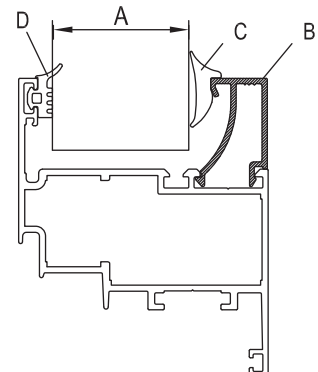


UYGULANAN PROFİLLER: M56V04-M56M07

USE WITH: M56V04-M56M07

B, CAM ÇİTASI GLAZING BEAD	C, İÇ CAM FİTİLİ GLAZING GASKET	A, CAM KALINLIĞI GLASS THICKNESS	D, DIŞ CAM FİTİLİ GLAZING GASKET
24 G 13	01.17.20	39 mm	01.16.10
24 G 13	01.17.05	38 mm	01.16.10
24 G 13	01.17.14	37 mm	01.16.10
24 G 13	01.17.15	36 mm	01.16.10
24 G 13	01.17.21	35 mm	01.16.10
24 G 14	01.17.20	34 mm	01.16.10
24 G 14	01.17.05	33 mm	01.16.10
24 G 14	01.17.14	32 mm	01.16.10
24 G 14	01.17.15	31 mm	01.16.10
24 G 14	01.17.21	30 mm	01.16.10
24 G 15	01.17.20	29 mm	01.16.10
24 G 15	01.17.05	28 mm	01.16.10
24 G 15	01.17.14	27 mm	01.16.10
24 G 15	01.17.15	26 mm	01.16.10
24 G 15	01.17.21	25 mm	01.16.10
24 G 16	01.17.20	24 mm	01.16.10
24 G 16	01.17.05	23 mm	01.16.10
24 G 16	01.17.14	22 mm	01.16.10
24 G 16	01.17.15	21 mm	01.16.10
24 G 16	01.17.21	20 mm	01.16.10

B, CAM ÇİTASI GLAZING BEAD	C, İÇ CAM FİTİLİ GLAZING GASKET	A, CAM KALINLIĞI GLASS THICKNESS	D, DIŞ CAM FİTİLİ GLAZING GASKET
24 G 17	01.17.20	19 mm	01.16.10
24 G 17	01.17.05	18 mm	01.16.10
24 G 17	01.17.14	17 mm	01.16.10
24 G 17	01.17.15	16 mm	01.16.10
24 G 17	01.17.21	15 mm	01.16.10
24 G 18	01.17.20	14 mm	01.16.10
24 G 18	01.17.05	13 mm	01.16.10
24 G 18	01.17.14	12 mm	01.16.10
24 G 18	01.17.15	11 mm	01.16.10
24 G 18	01.17.21	10 mm	01.16.10





01

## TAKOZLAR (CLEATS)

PROFİL KODU (PROFILE CODE)	25 L 26	25 L 32	25 L 35	25 L 36
FABRİKA KODU (FACTORY CODE)	10540	2430	10076	2397
AĞIRLIK (WEIGHT)	4,870 kg/m	3,702 kg/m	4,192 kg/m	7,657 kg/m
ÇİZİM (DRAWING)				

02

03


04

PROFİL KODU (PROFILE CODE)	25 J 24	25 J 25		
FABRİKA KODU (FACTORY CODE)	11336	11337		
AĞIRLIK (WEIGHT)	1,378 kg/m	1,293 kg/m		
ÇİZİM (DRAWING)				

05

06

## KÖŞE TAKOZLARI (CORNER CLEATS)

Nr		 L m	KESİM ÖLÇÜSÜ CUTTING SIZE	AKS. KODU ACS. CODE
M56 F 03	11312	25 L 36 (2397)	51,6 mm	291 L 36
M56 V 04	11318	25 L 36 (2397)	39,1 mm	292 L 36
		25 L 36 (2397)	13,8 mm	293 L 36
M56 DV 03	11323	25 L 26 (10540)	43,6 mm	294 L 26
M56 DV 04	11324	25 L 26 (10540)	36,1 mm	295 L 26
M56 M 06	11327	25 L 36 (2397)	51,6 mm	291 L 36
M56 M 07	11328	25 L 36 (2397)	61,6 mm	296 L 36


07

08

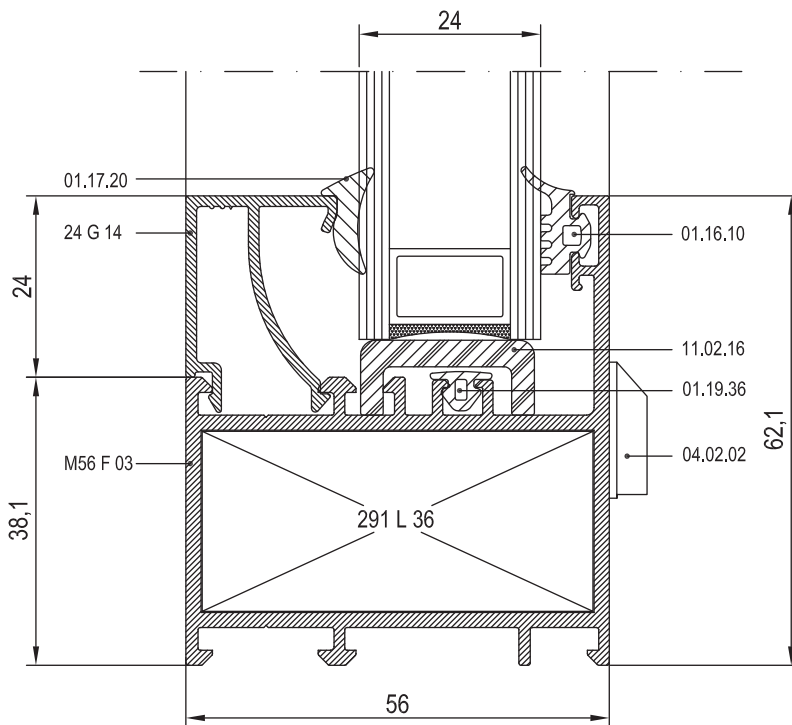
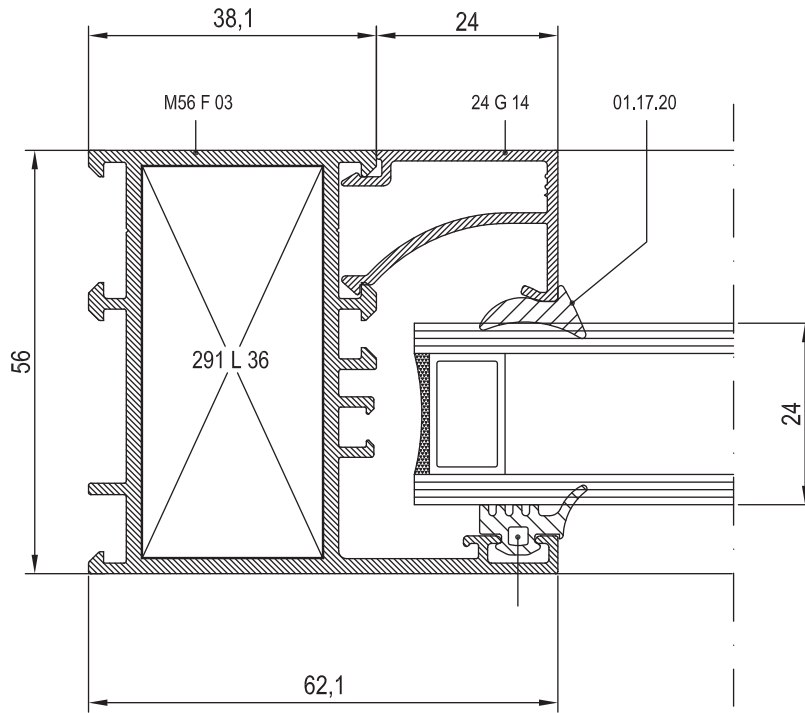
09

10

## ORTA KAYIT BAĞLANTILARI (MULLION CONNECTION PIECES)

Nr		 L m	KESİM ÖLÇÜSÜ CUTTING SIZE	AKS. KODU ACS. CODE
M56 M 06	11327	25 J 25 (11337)	23,7 mm	285 J 25
M56 M 07	11328	25 J 24 (11336)	23,7 mm	285 J 24
M56 K 04	11333	25 J 25 (11337)	62,1 mm	297 J 25





01

02

03

04

05

06

07

08

09

10



01

02

03

04

05

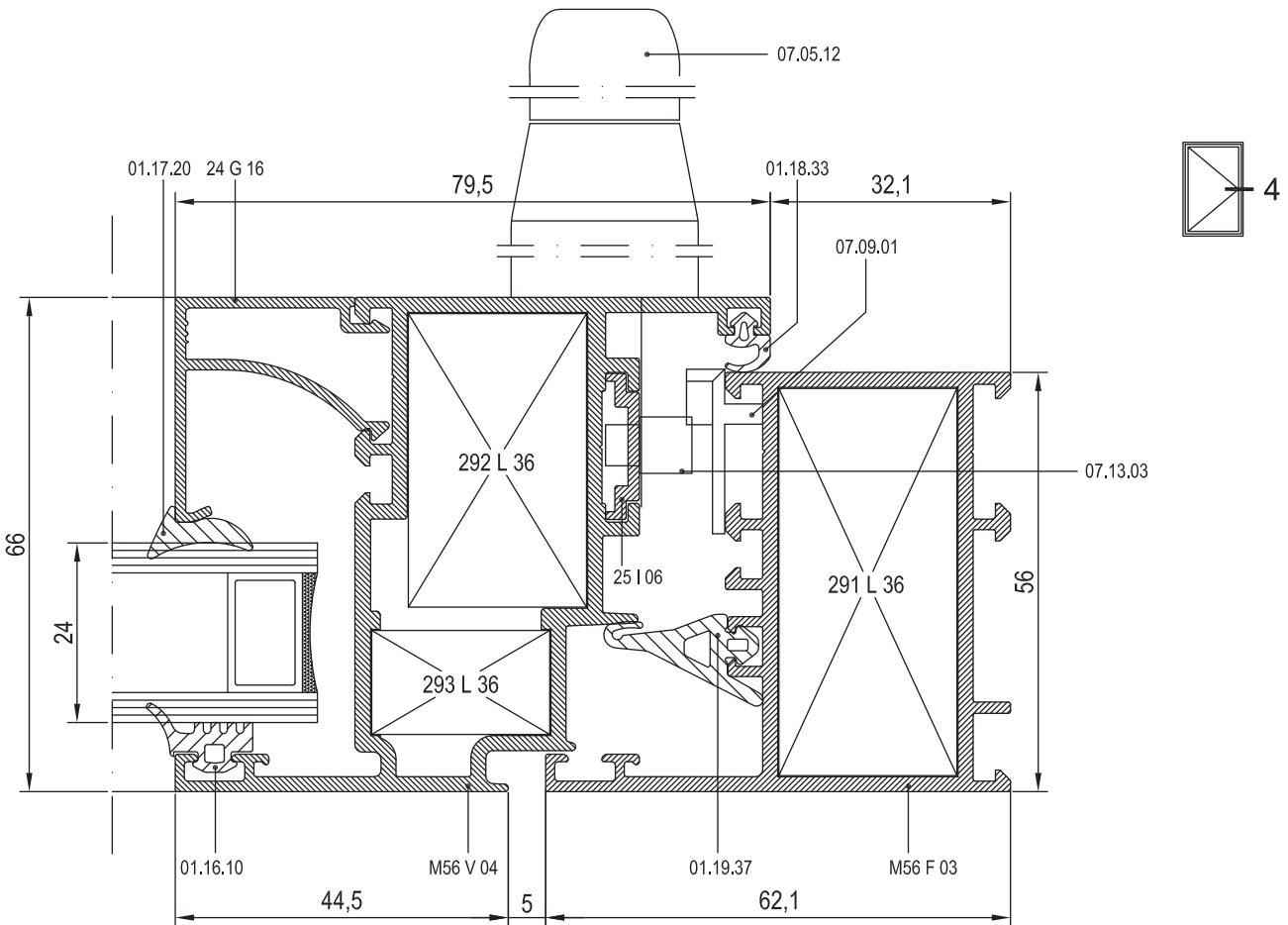
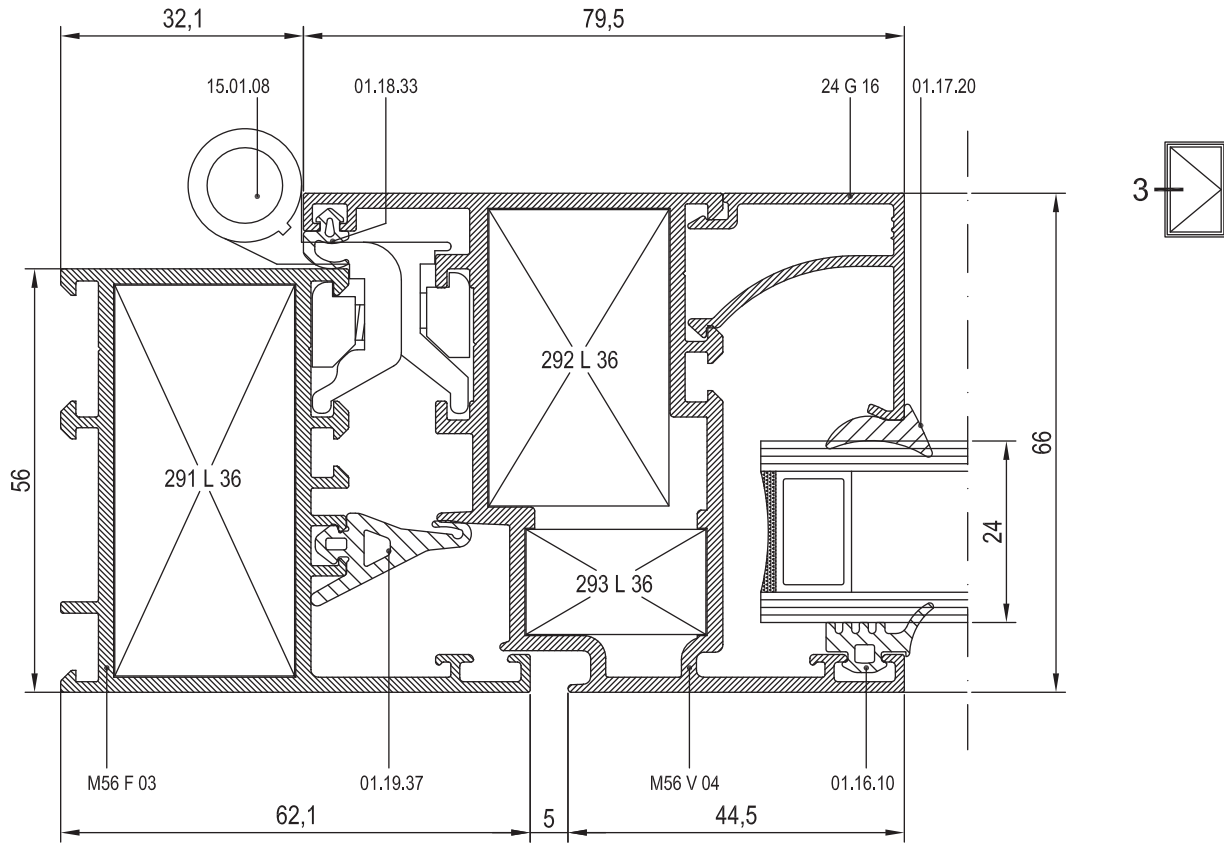
06

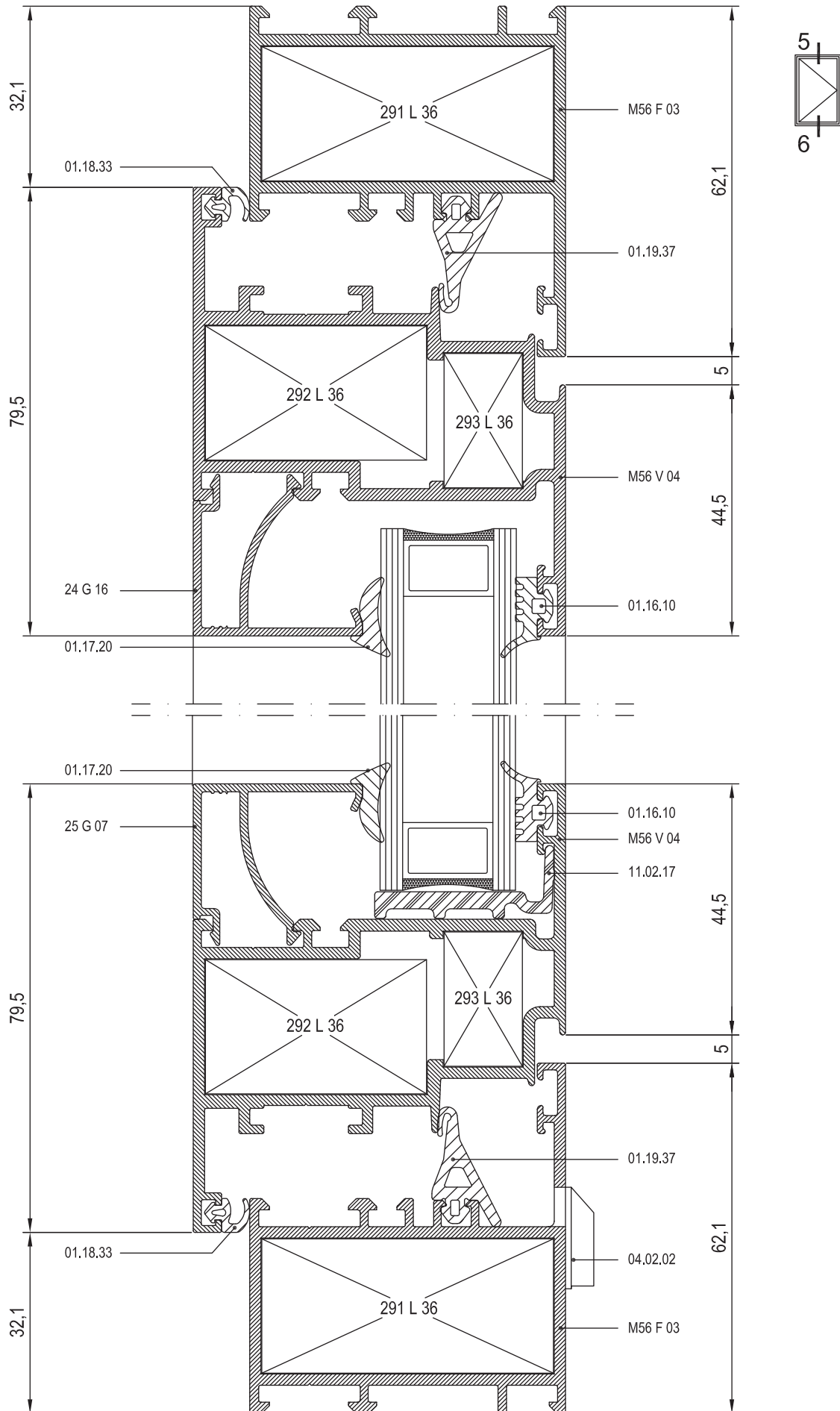
07

08

09

10





01

02

03

04

05

06

07

08

09

10



01

02

03

04

05

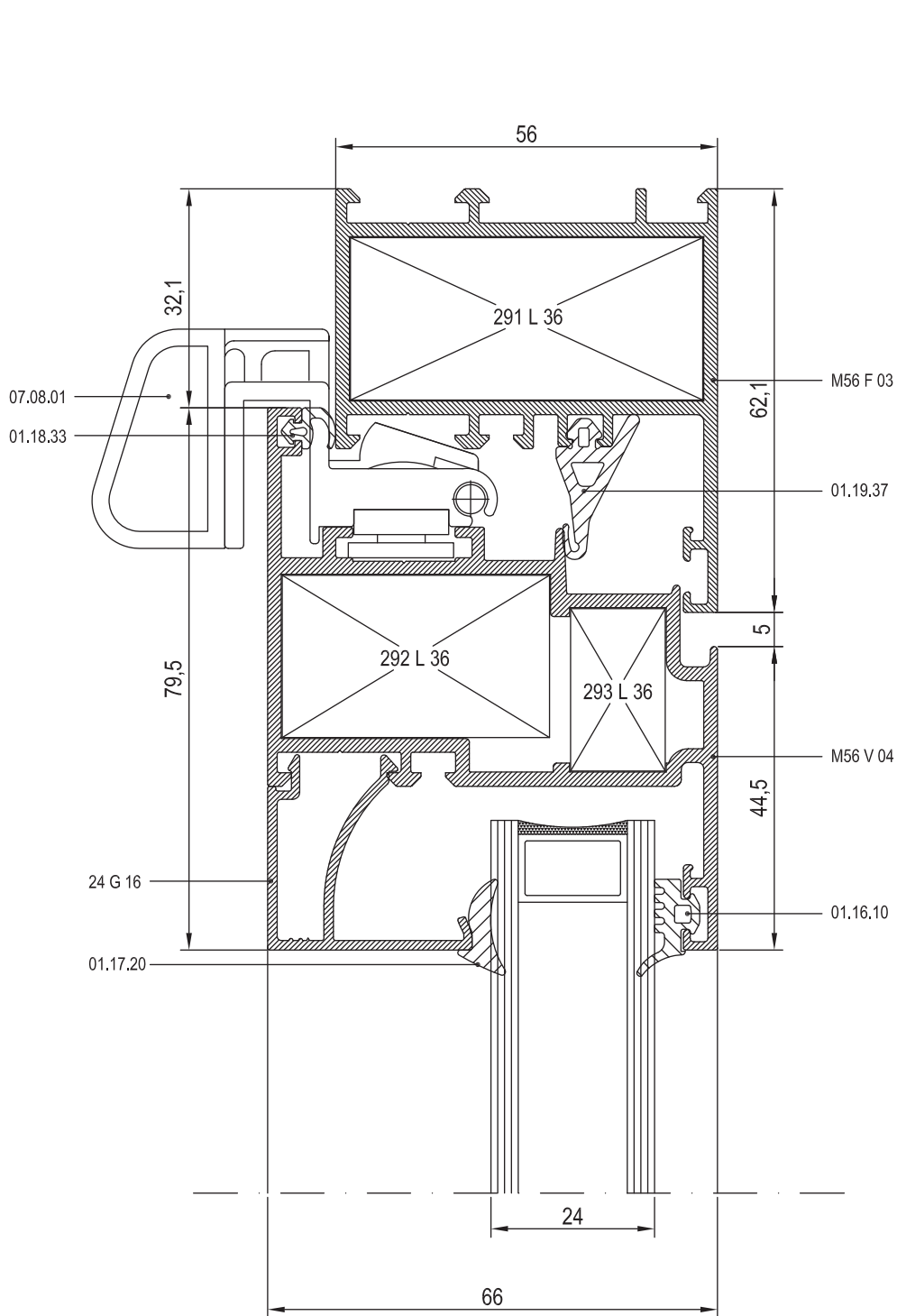
06

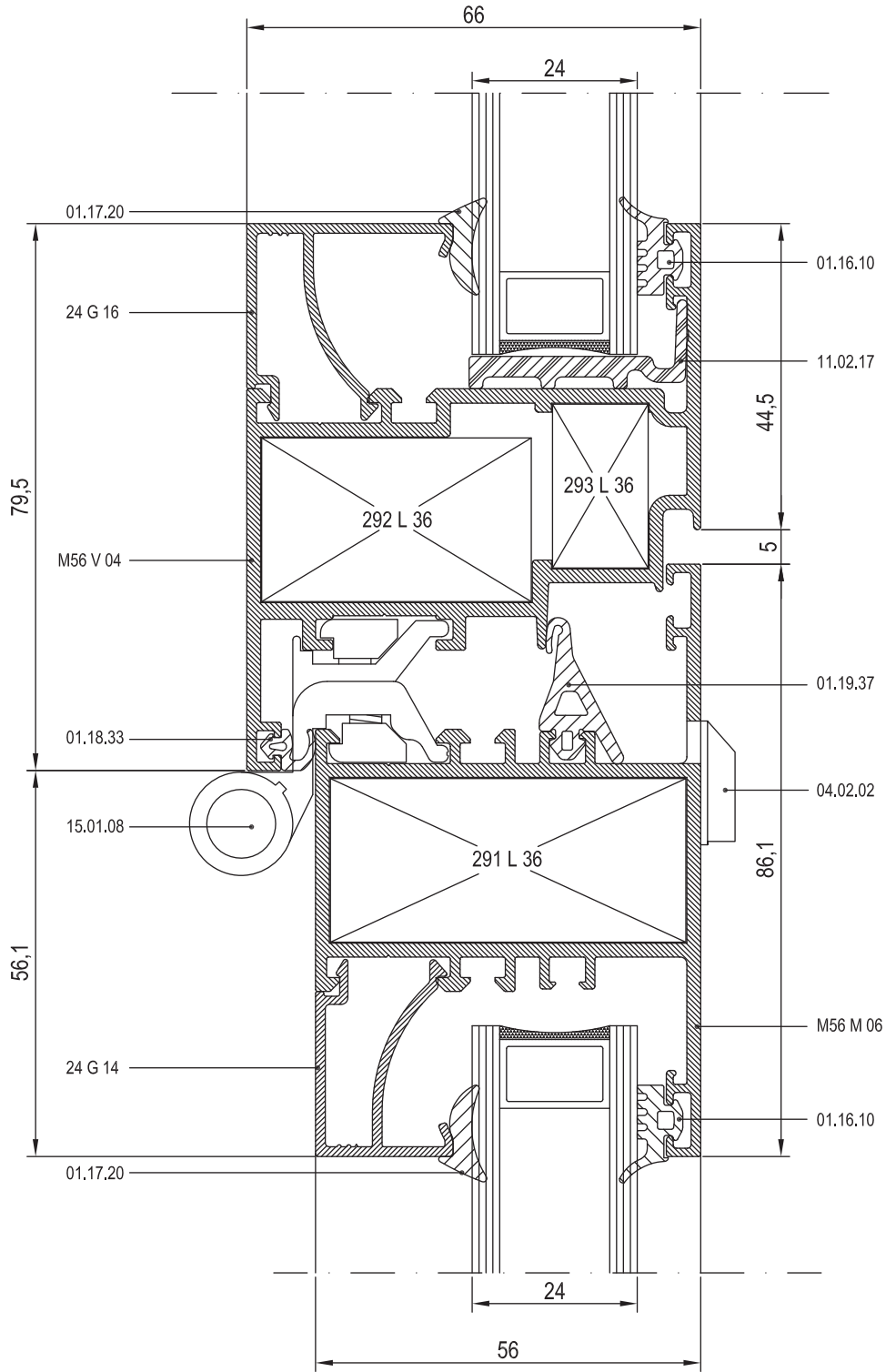
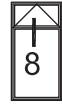
07

08

09

10





01

02

03

04

05

06

07

08

09

10



01

02

03

04

05

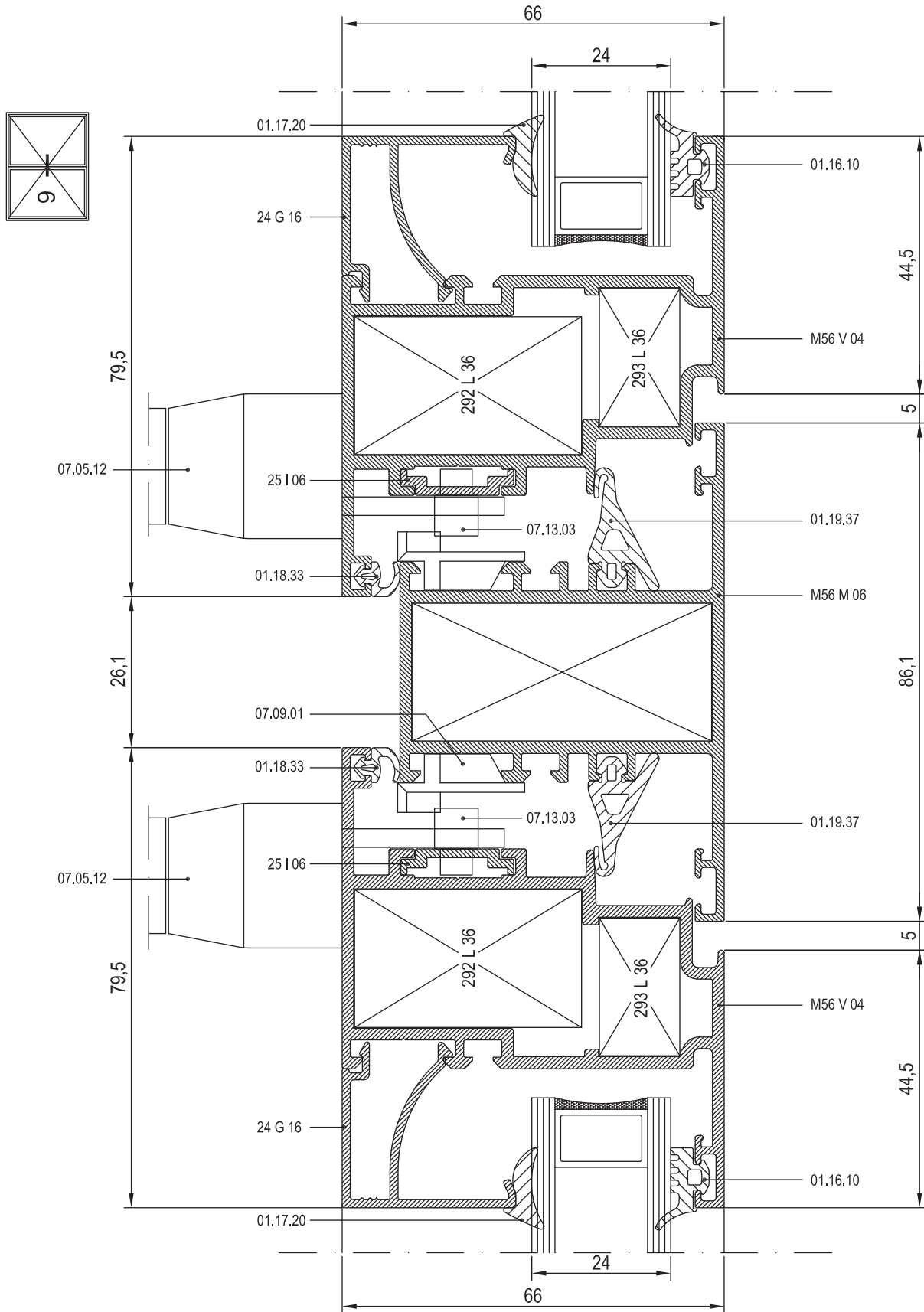
06

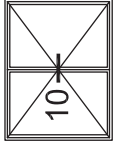
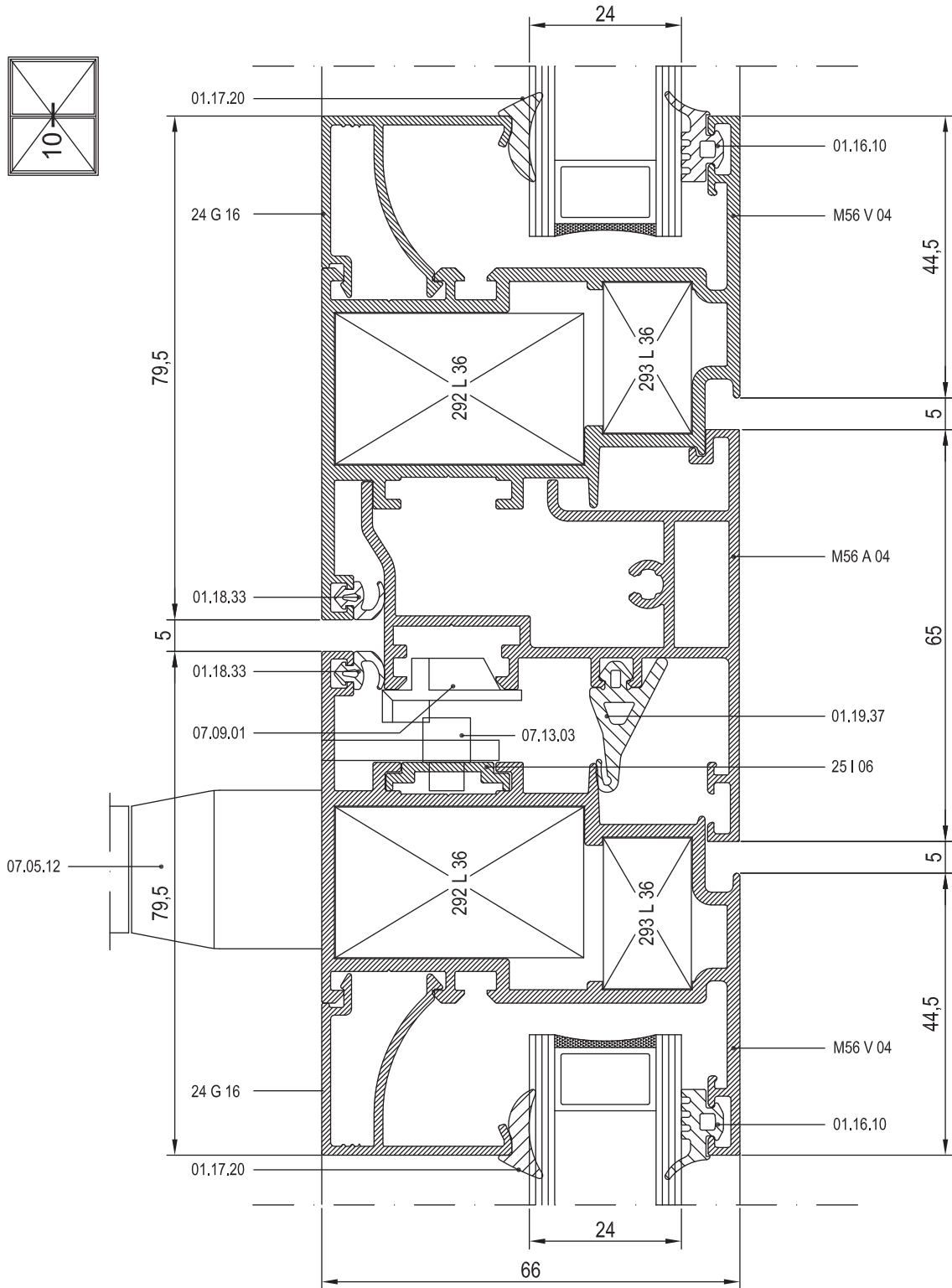
07

08

09

10





01

02

03

04

05

06

07

08

09

10



01

02

03

04

05

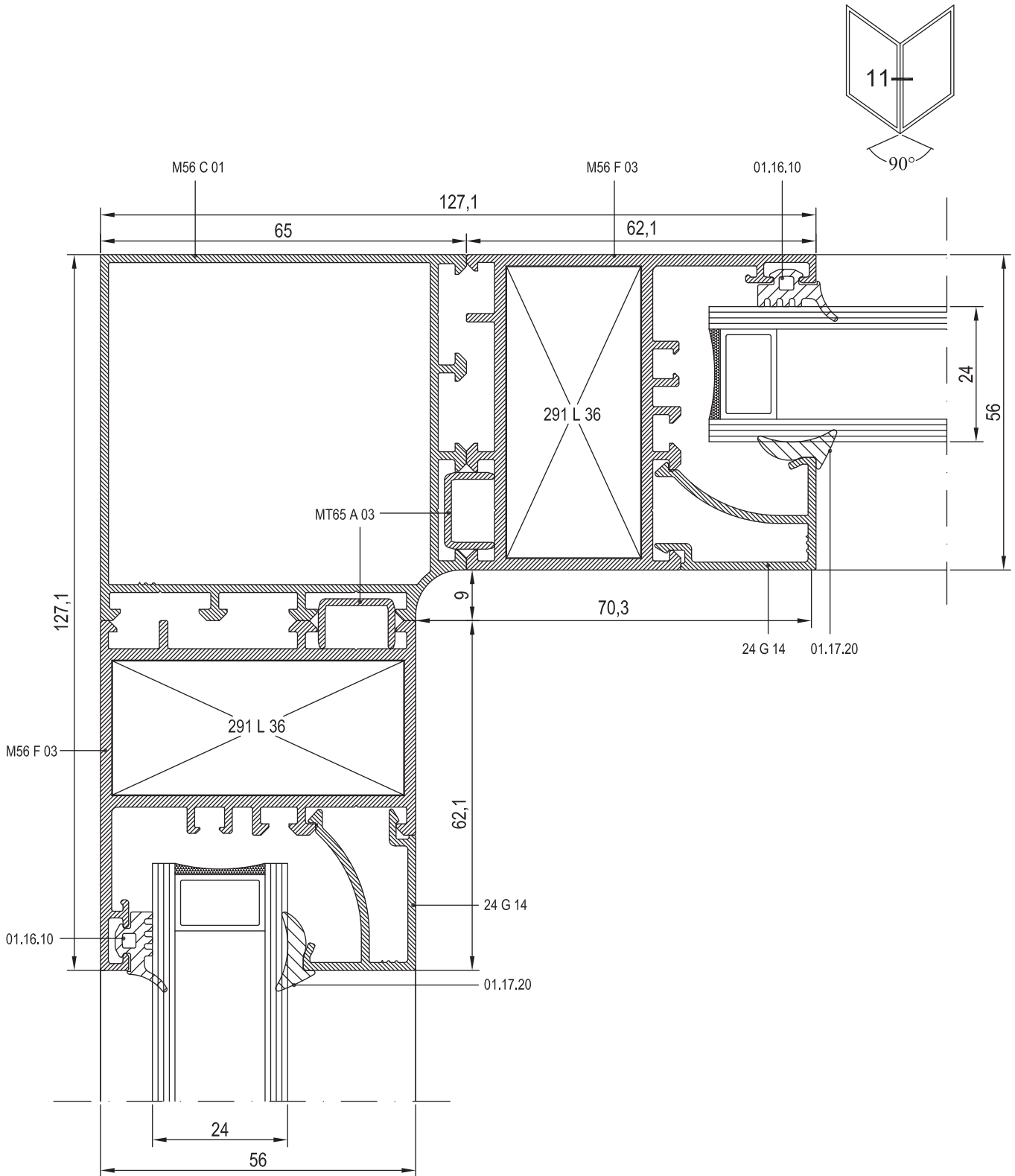
06

07

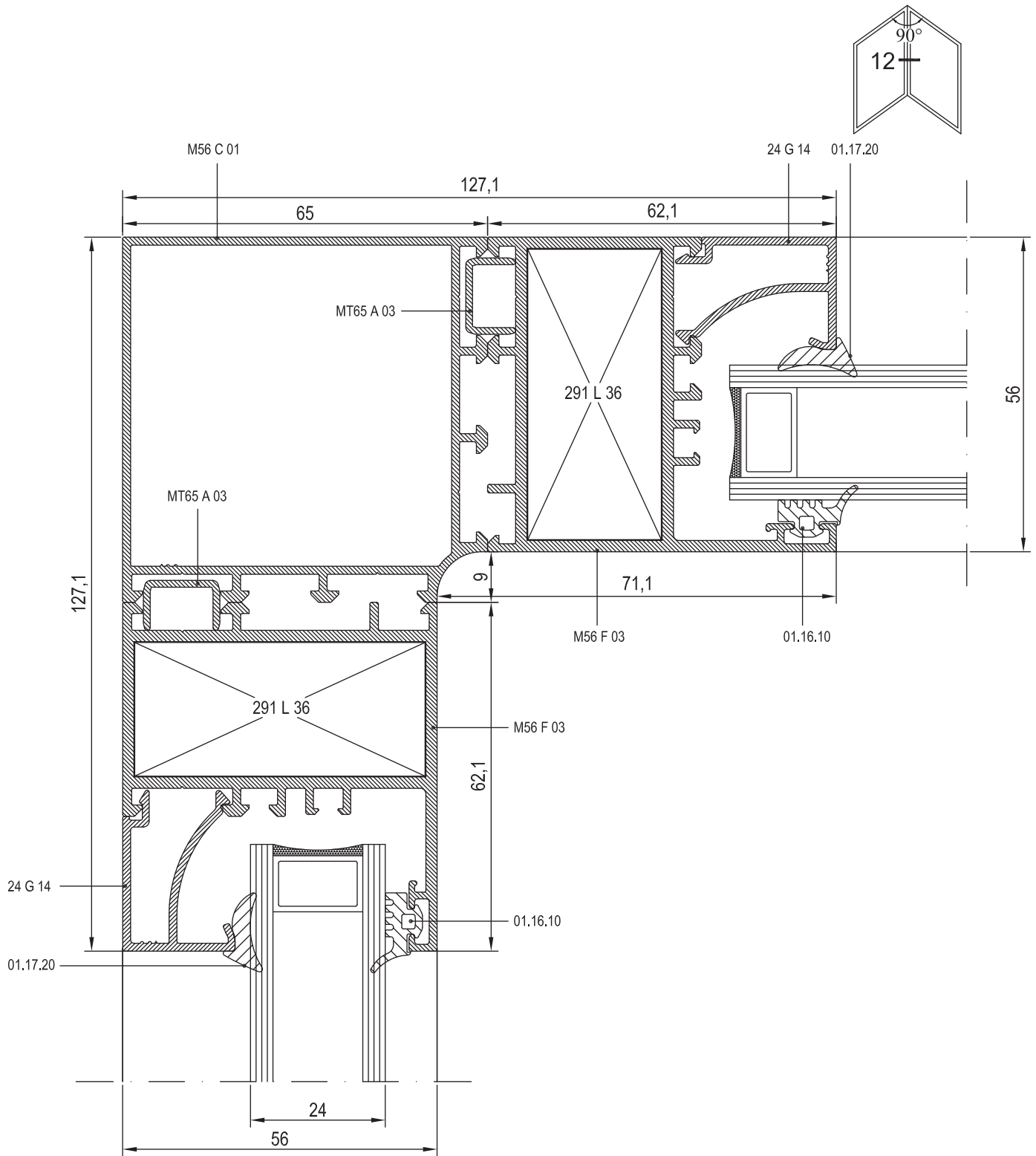
08

09

10







01

02

03

04

05

06

07

08

09

10



01

02

03

04

05

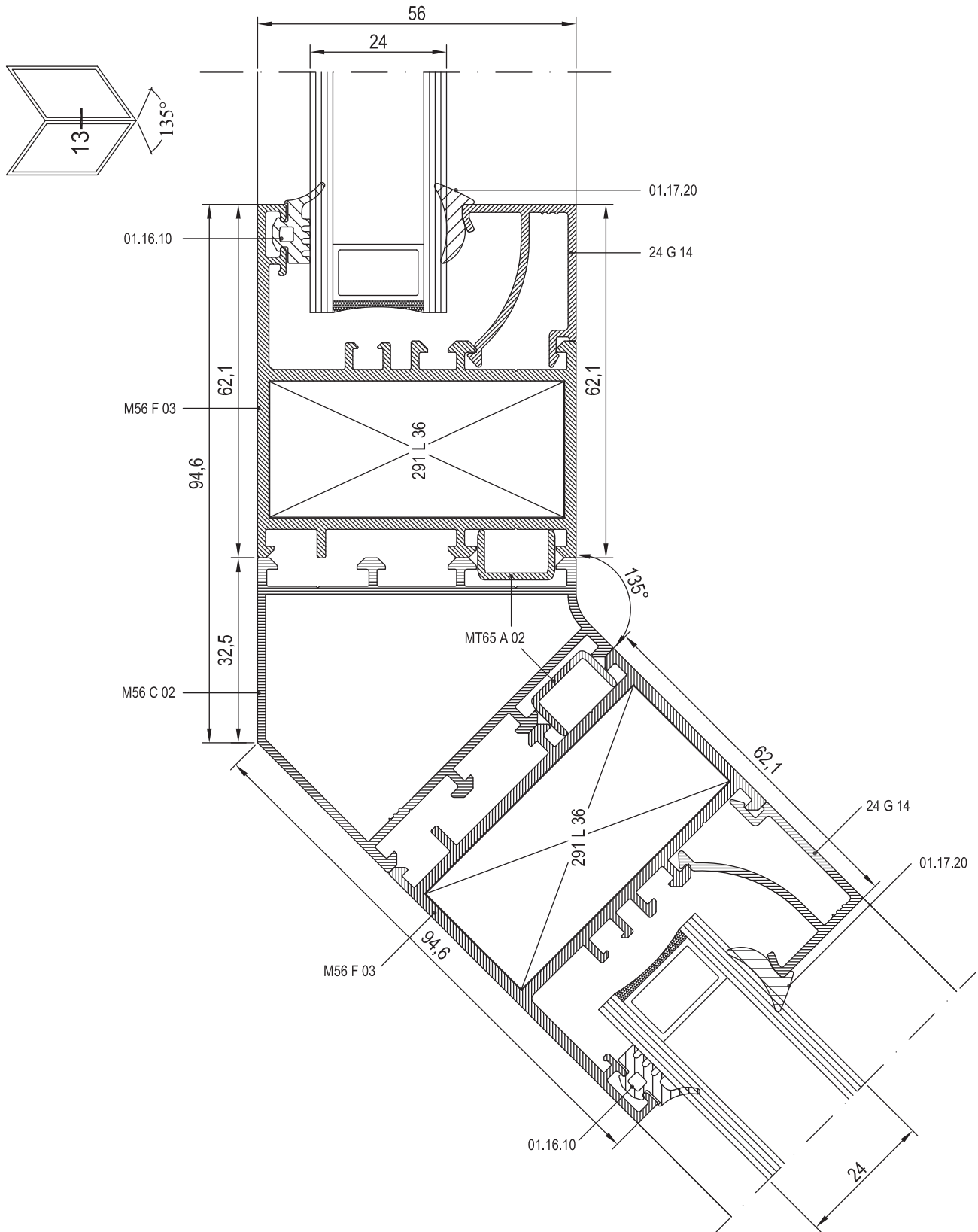
06

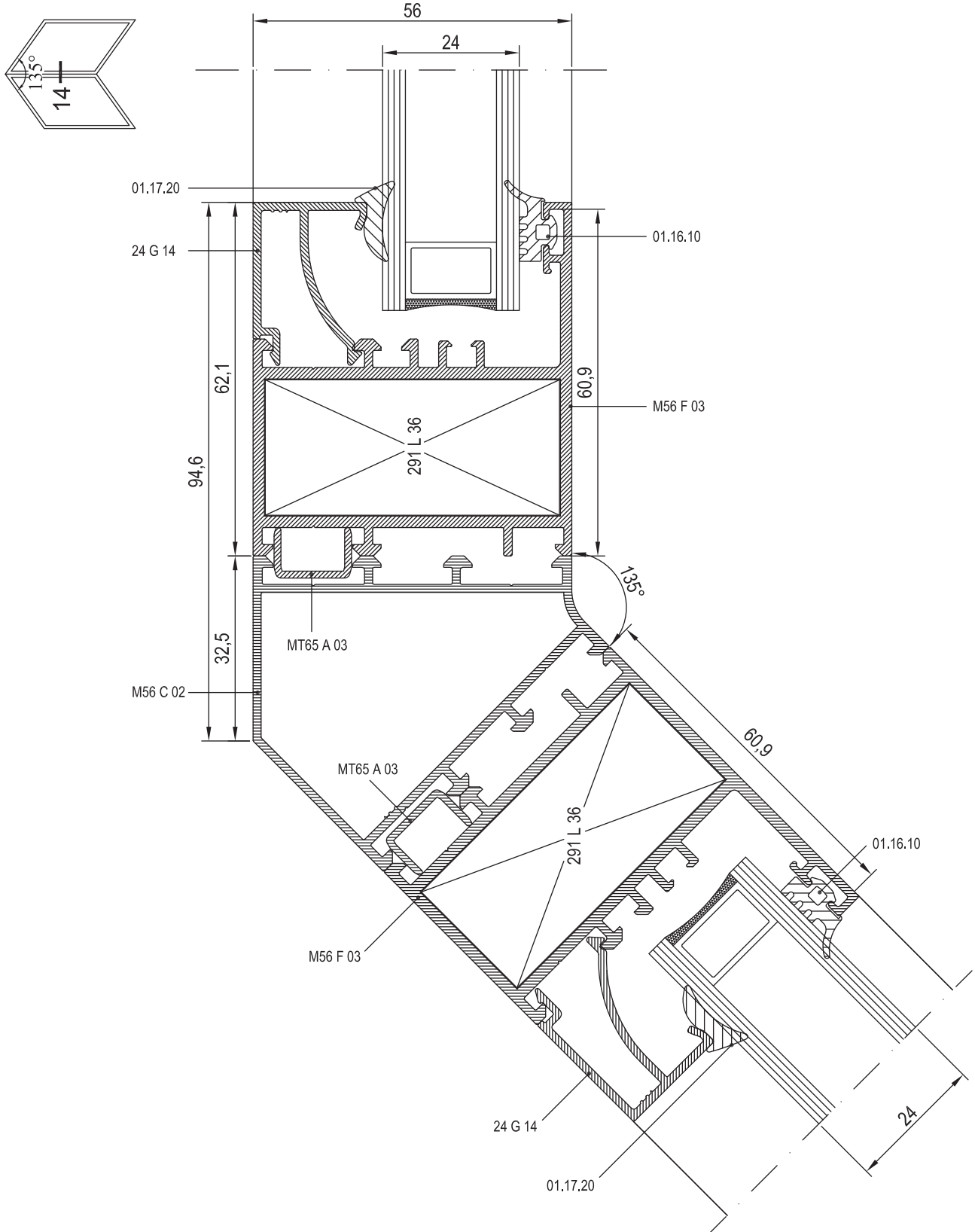
07

08

09

10





01

02

03

04

05

06

07

08

09

10



01

02

03

04

05

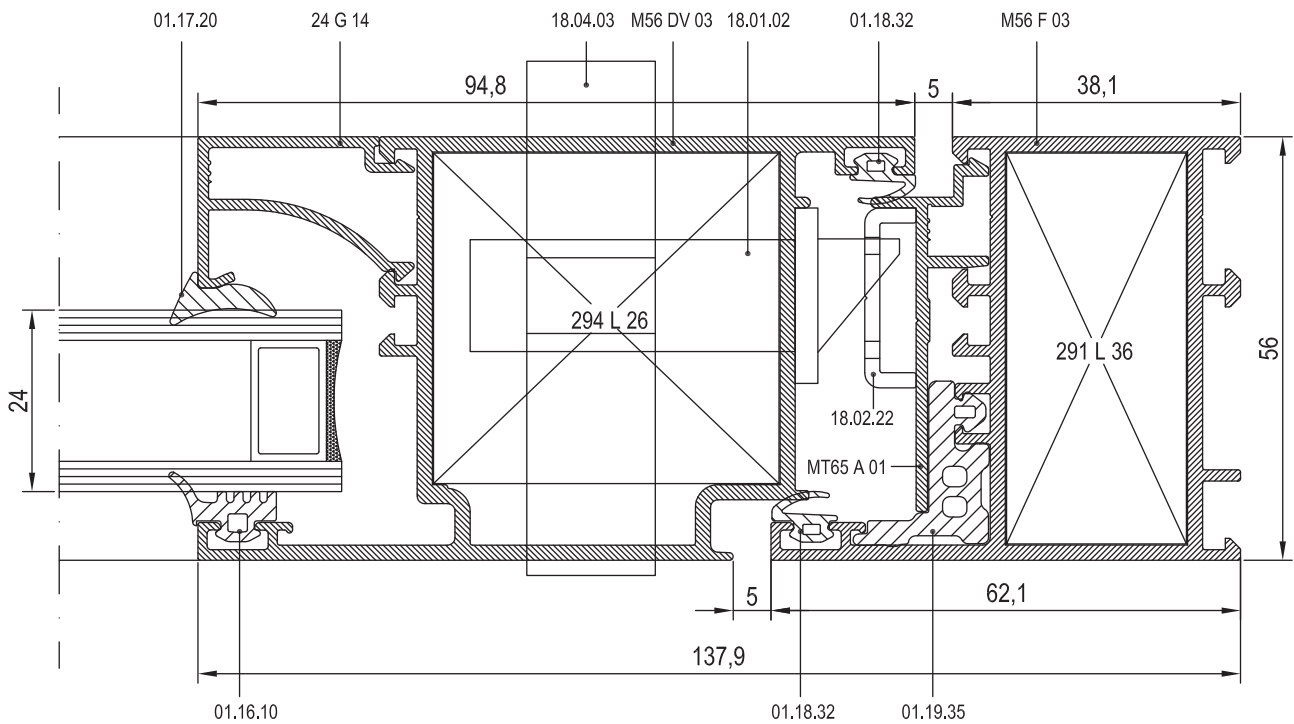
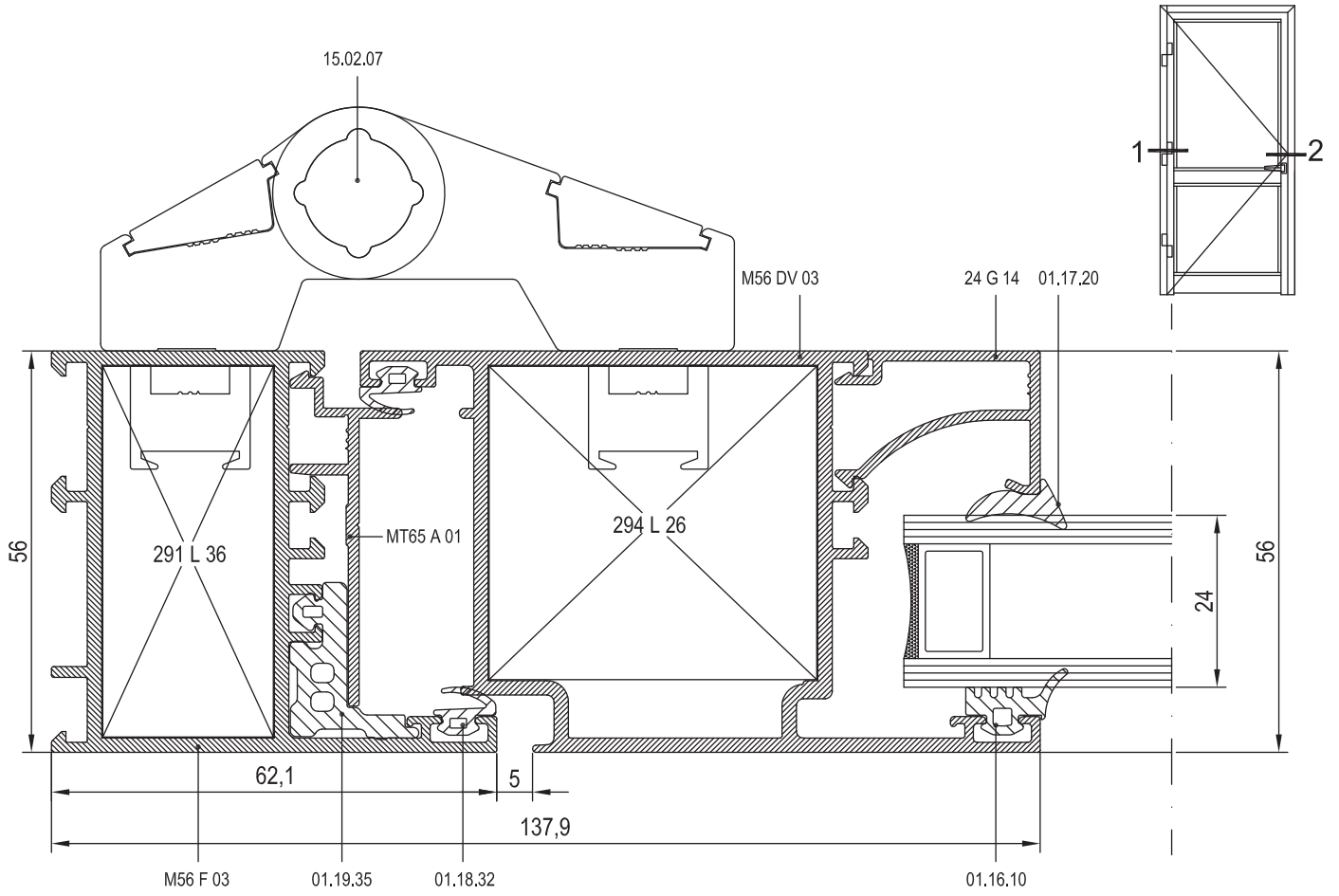
06

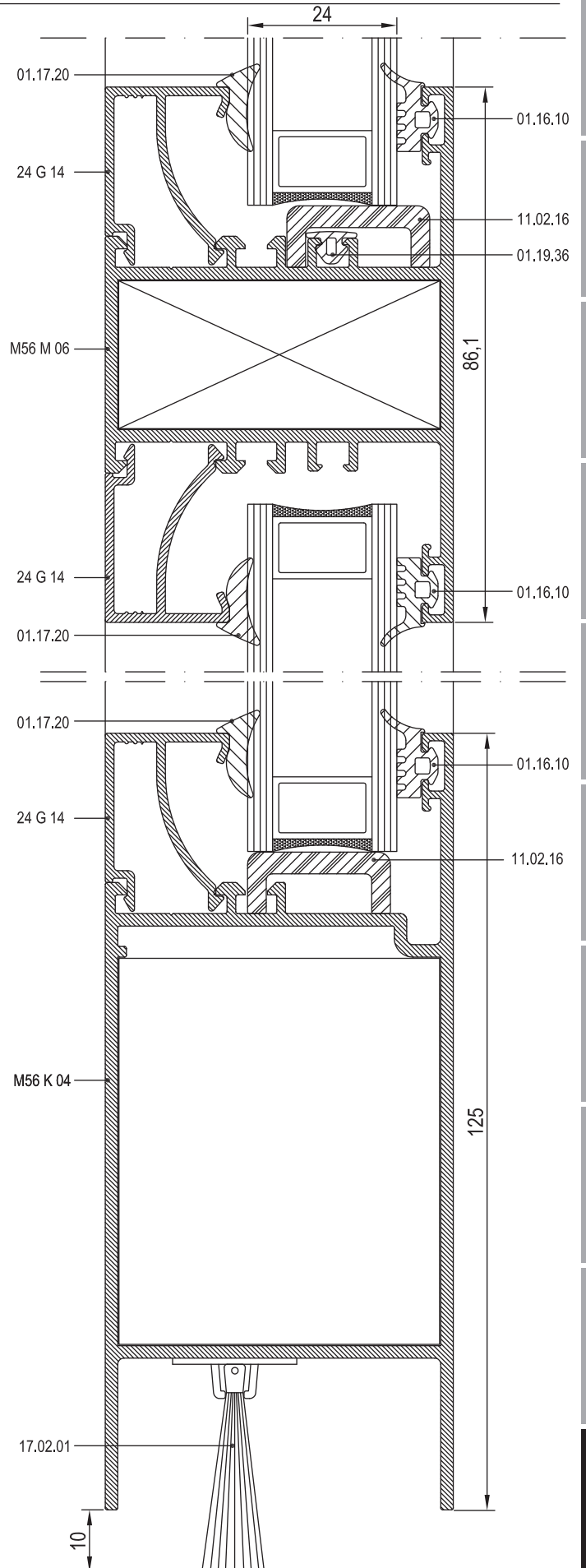
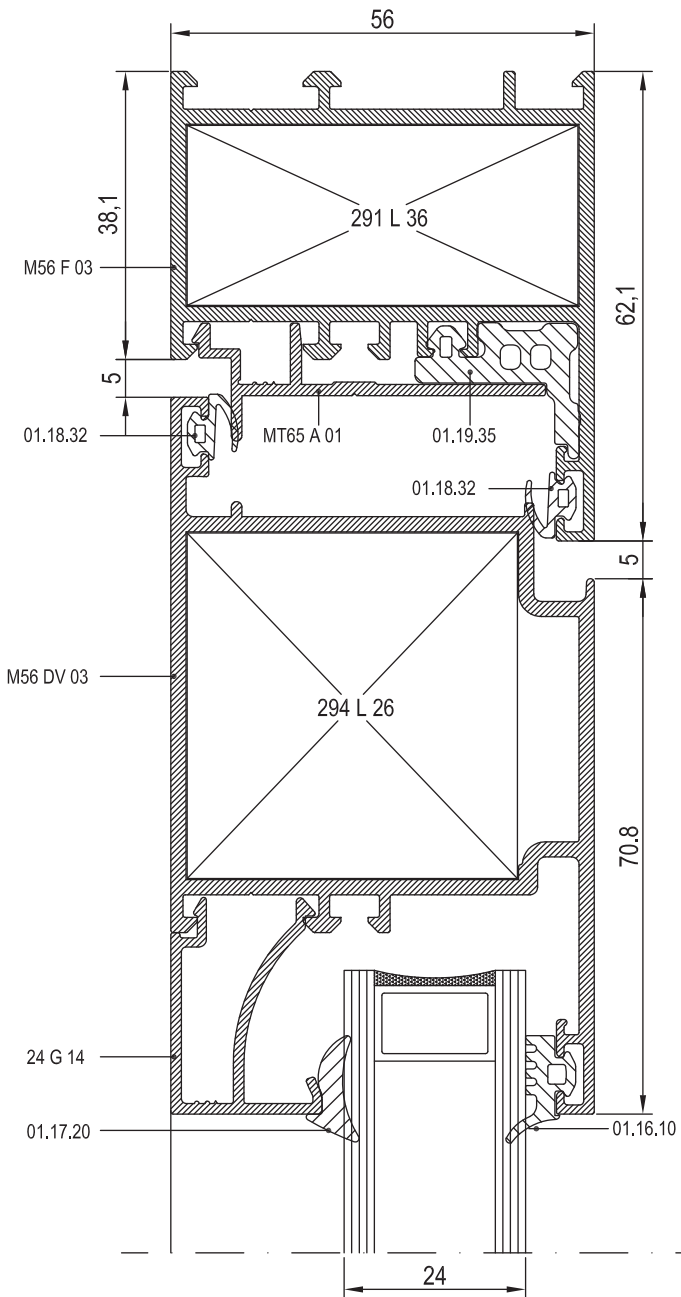
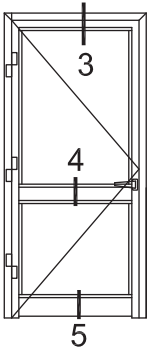
07

08

09

10





01

02

03

04

05

06

07

08

09

10



01

02

03

04

05

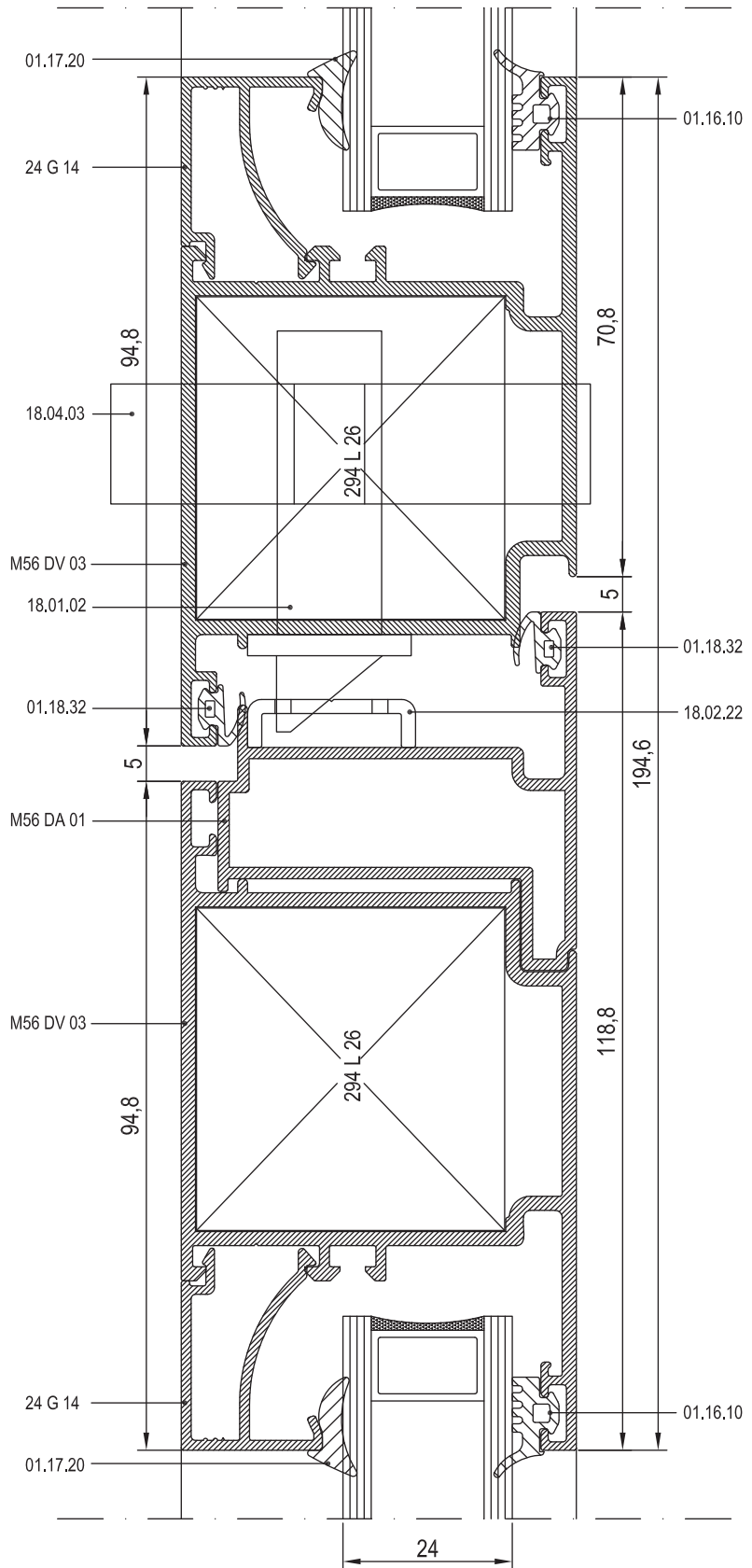
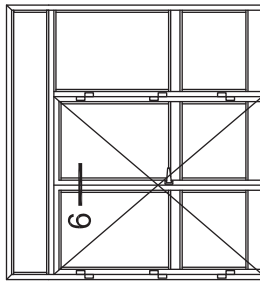
06

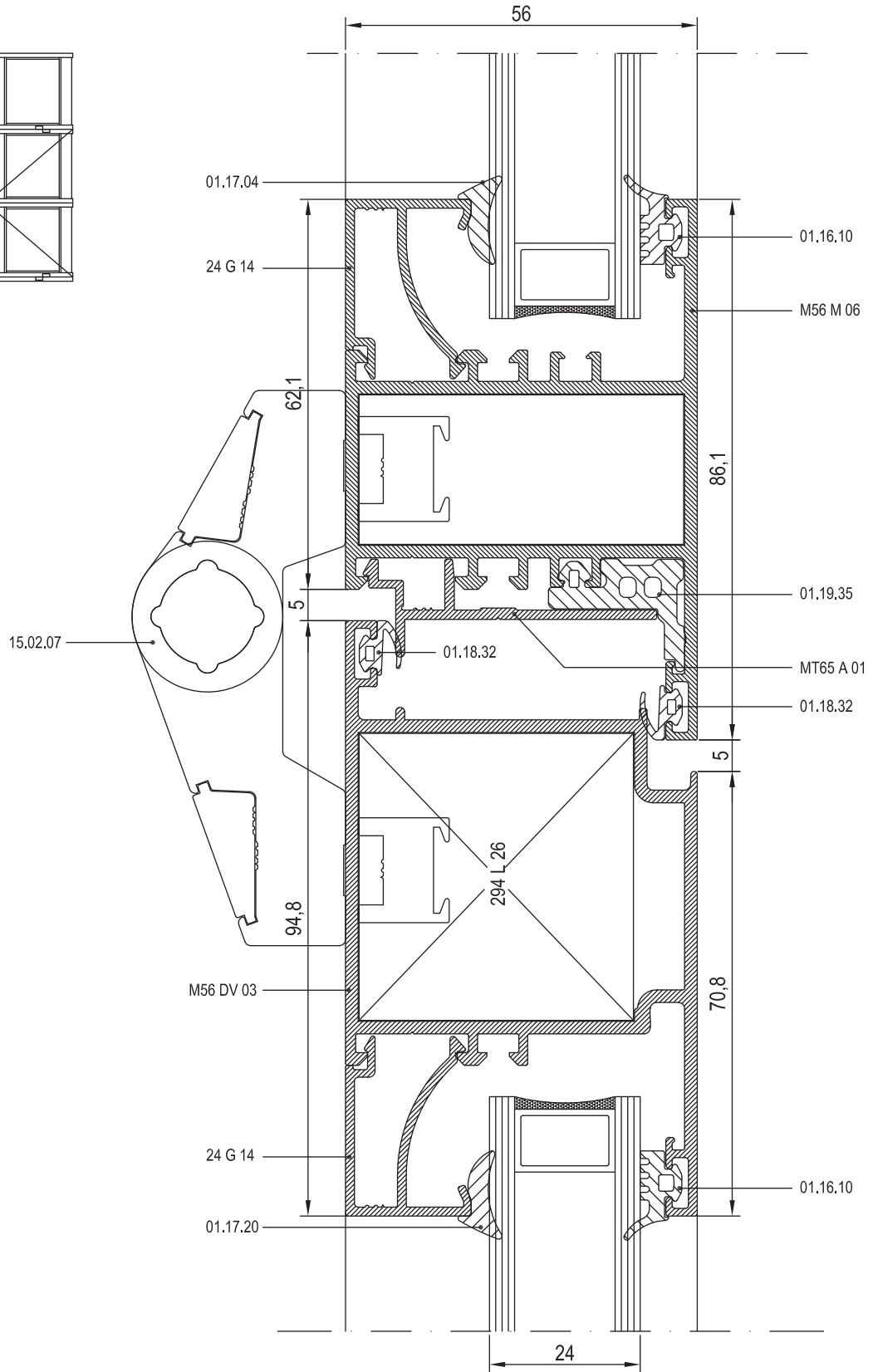
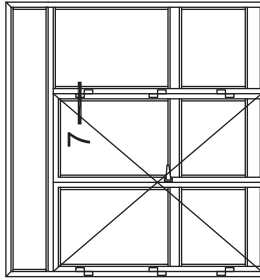
07

08

09

10





01

02

03

04

05

06

07

08

09

10



01

02

03

04

05

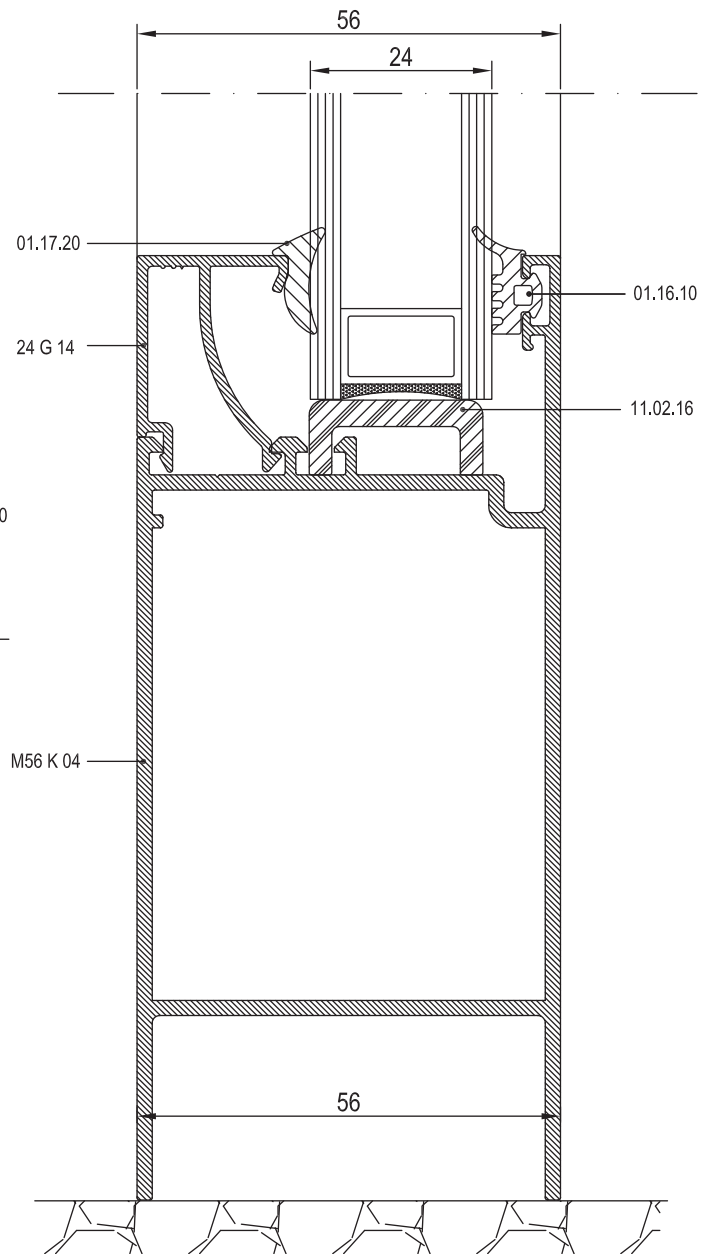
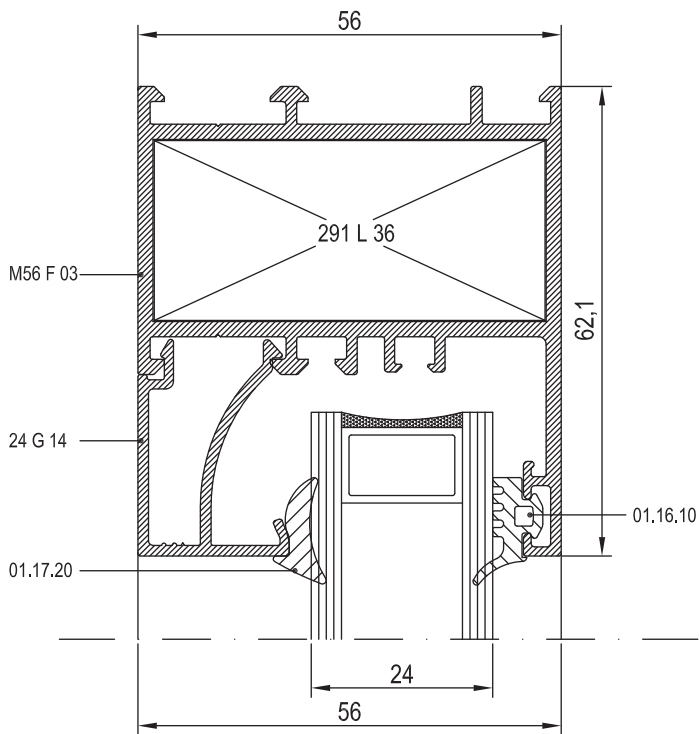
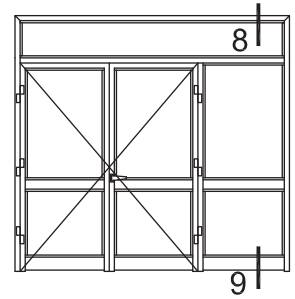
06

07

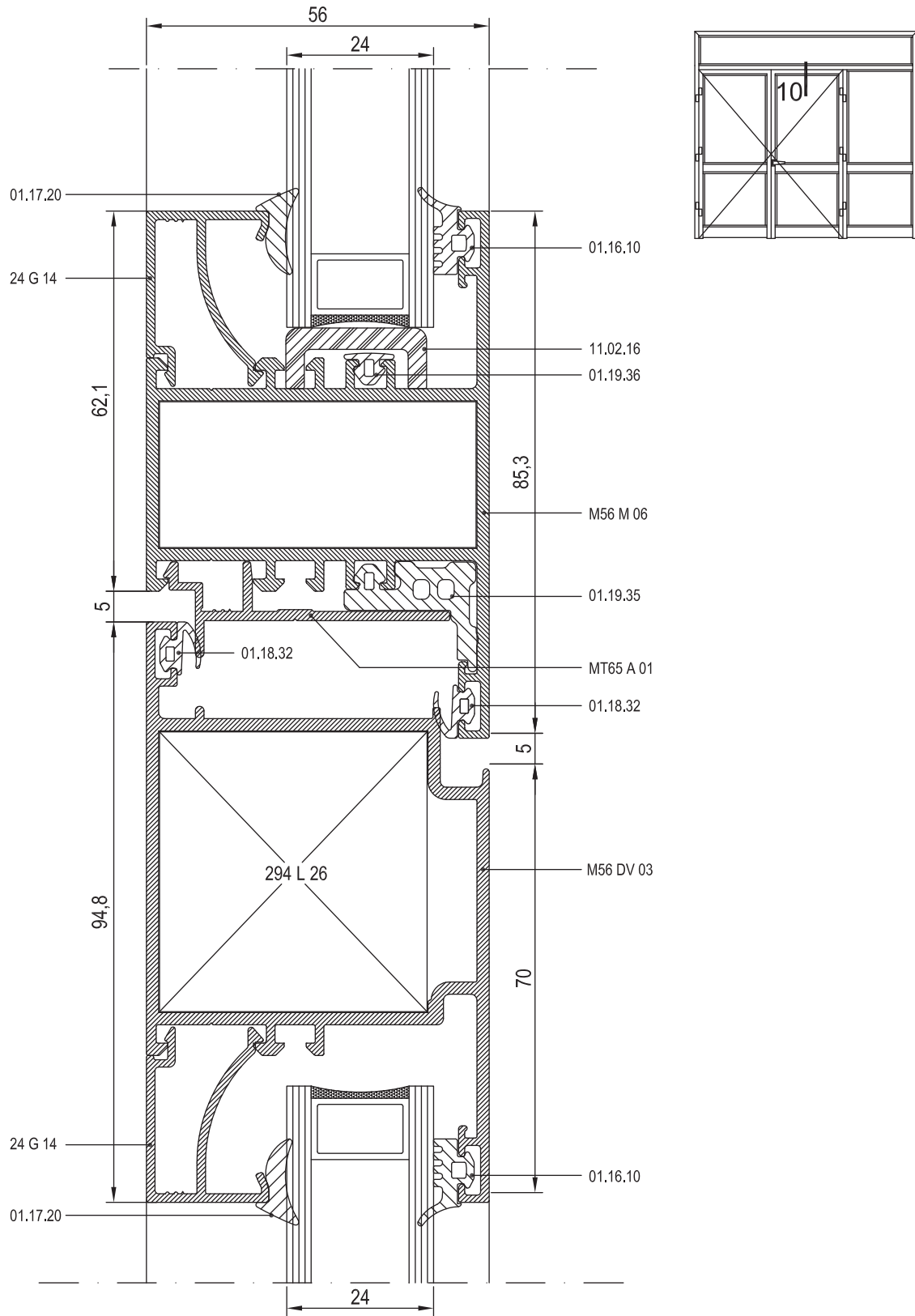
08

09

10







01

02

03

04

05

06

07

08

09

10



01

02

03

04

05

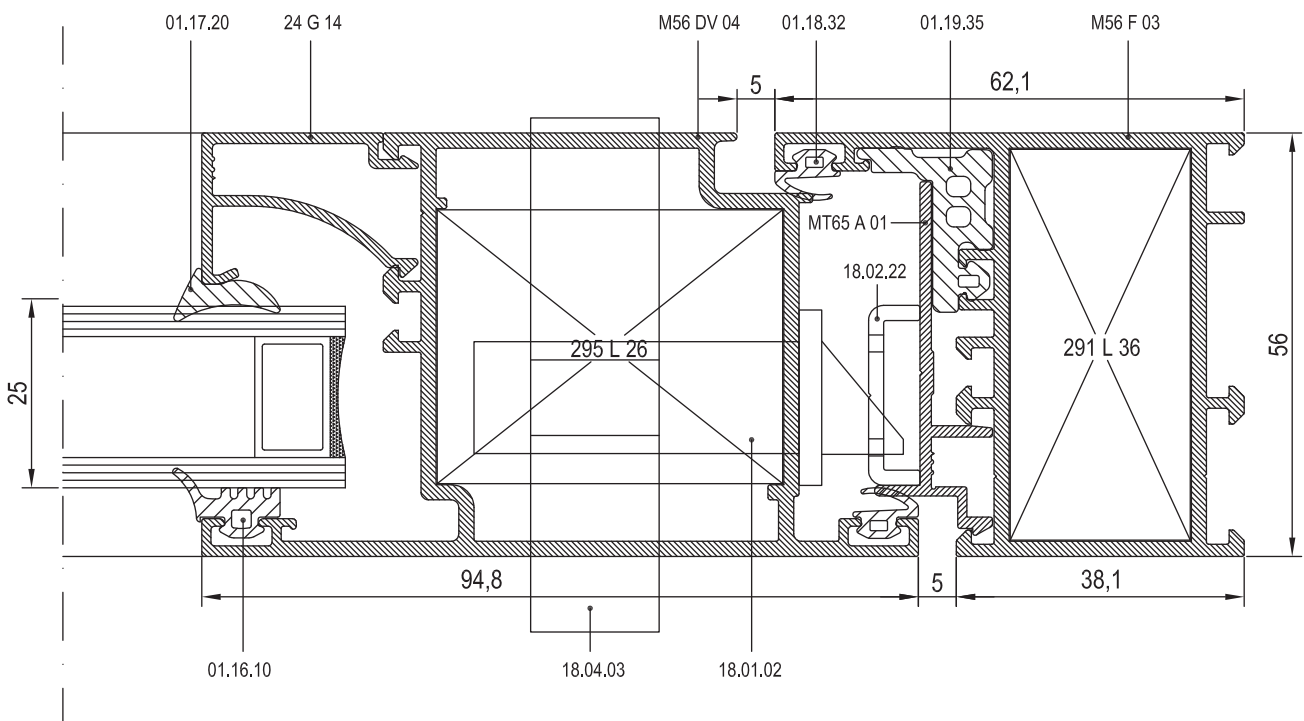
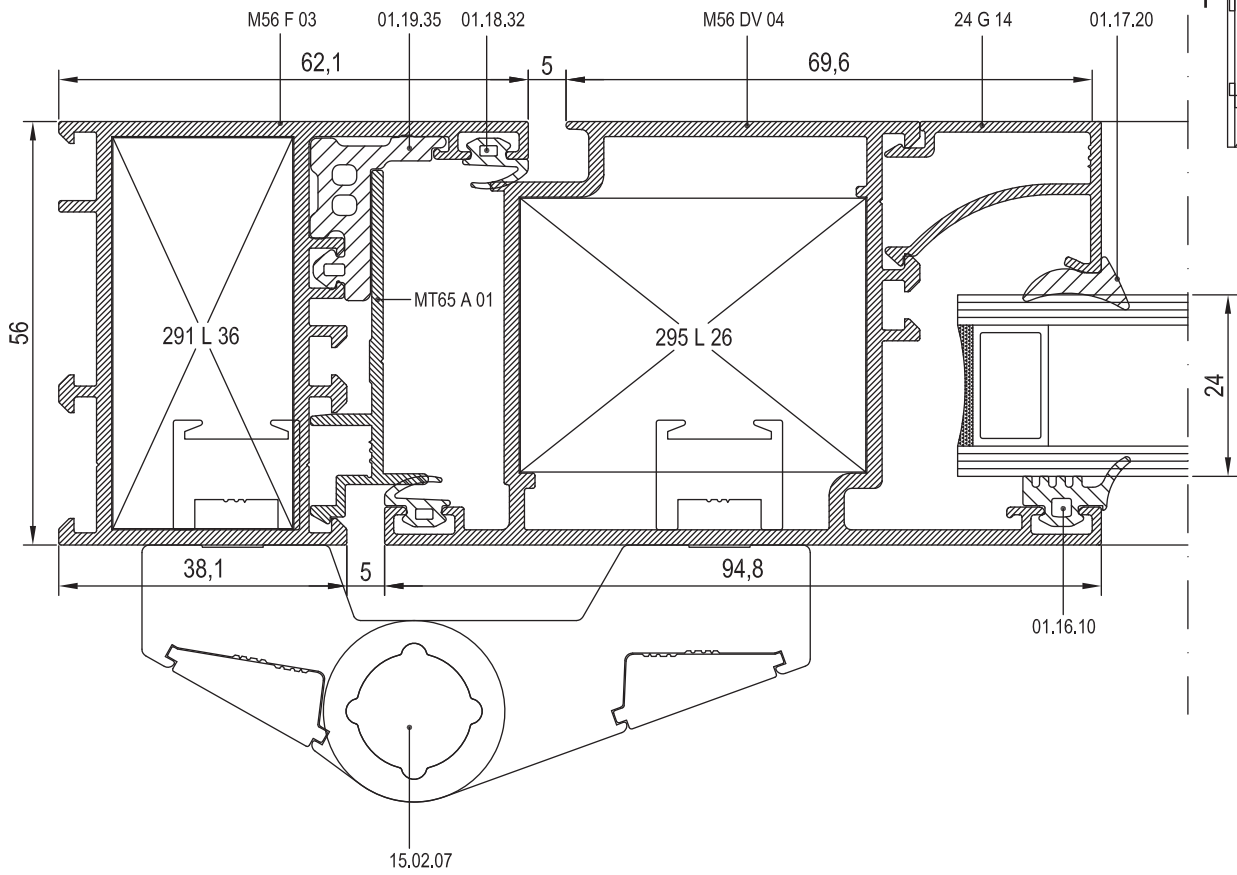
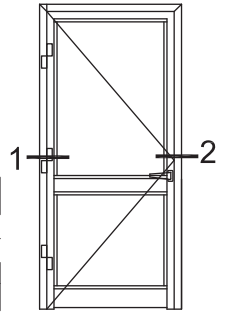
06

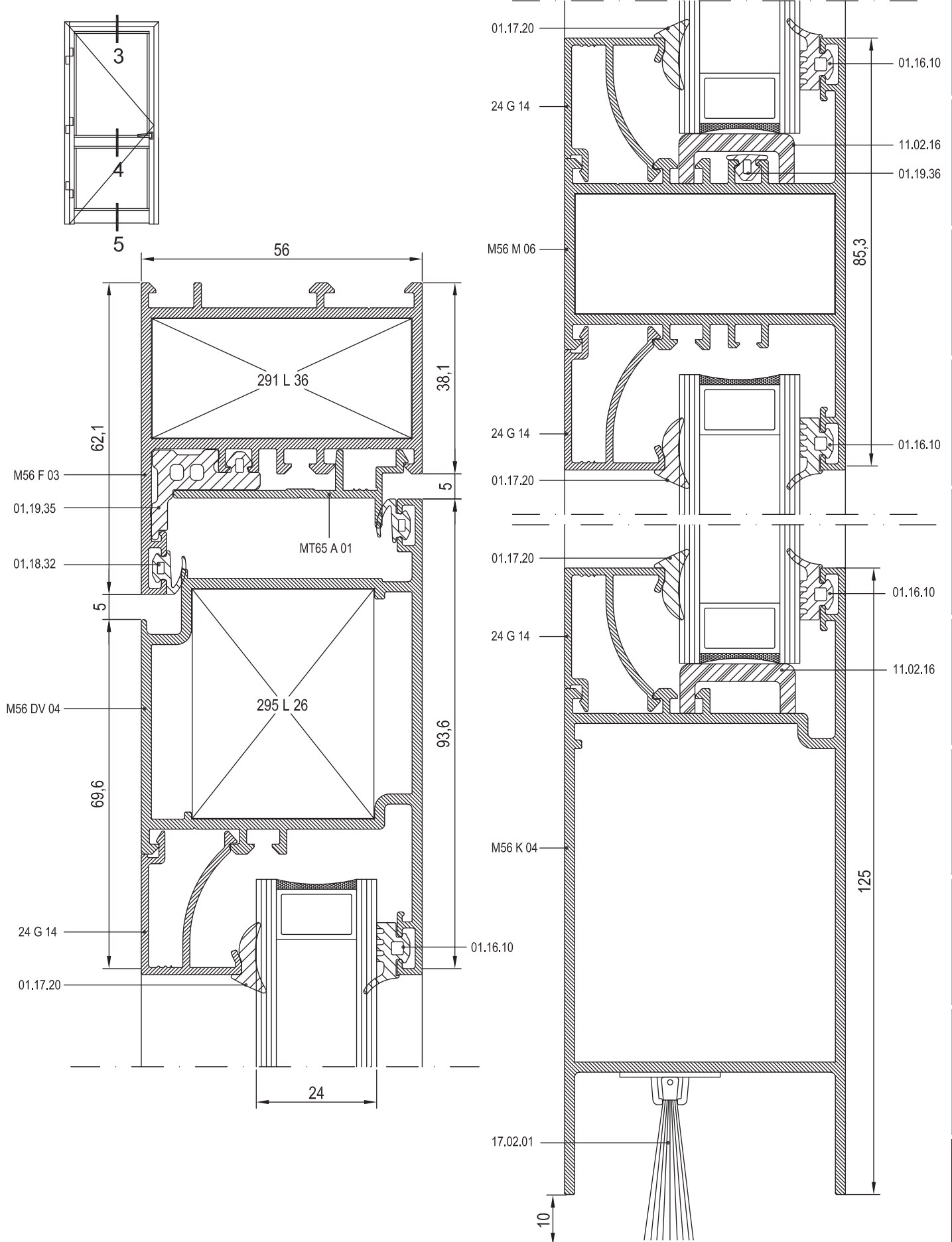
07

08

09

10





01

02

03

04

05

06

07

08

09

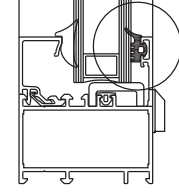
10



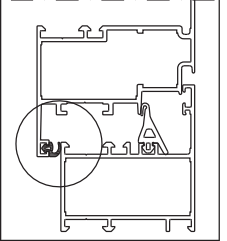
01

**01.16.10**

DIŞ CAM FITİLİ  
GLAZING GASKET (OUTSIDE)  
EPDM  
62 gr/m

**01.18.33**

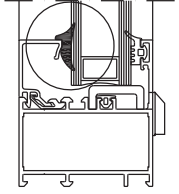
İÇ BİNI FITİLİ  
ACOUSTICAL GASKET  
EPDM  
28 gr/m



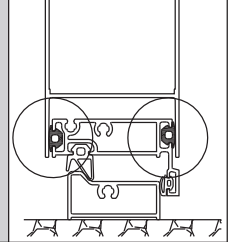
02

**01.17.05**

İÇ CAM FITİLİ  
GLAZING GASKET (INSIDE)  
EPDM  
60 gr/m

**01.19.33**


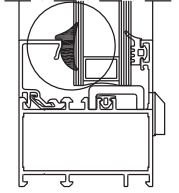
ADAPTÖR FITİLİ  
ADAPTER GASKET  
EPDM  
38 gr/m



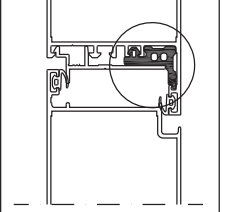
03

**01.17.14**

İÇ CAM FITİLİ  
GLAZING GASKET (INSIDE)  
EPDM  
86 gr/m

**01.19.35**

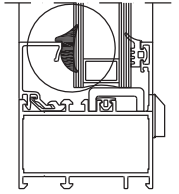
ADAPTÖR FITİLİ  
ADAPTER GASKET  
EPDM  
185 gr/m



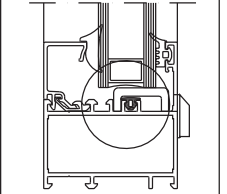
04

**01.17.15**

İÇ CAM FITİLİ  
GLAZING GASKET (INSIDE)  
EPDM  
107 gr/m

**01.19.36**

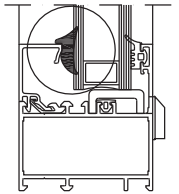
ADAPTÖR FITİLİ  
ADAPTER GASKET  
EPDM  
24 gr/m



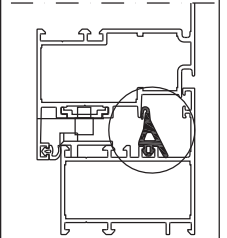
05

**01.17.20**

İÇ CAM FITİLİ  
GLAZING GASKET (INSIDE)  
EPDM  
57 gr/m

**01.19.37**

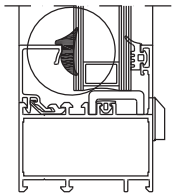
TOZLUK FITİLİ  
CENTRAL GASKET  
EPDM  
117 gr/m



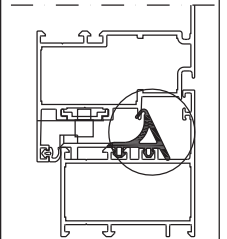
06

**01.17.21**

İÇ CAM FITİLİ  
GLAZING GASKET (INSIDE)  
EPDM  
166 gr/m

**01.19.43**

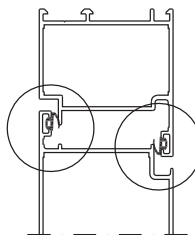
TOZLUK FITİLİ  
CENTRAL GASKET  
EPDM  
171 gr/m



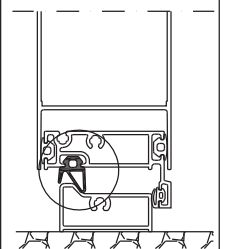
08

**01.18.32**

BİNI FITİLİ  
ACOUSTICAL GASKET  
EPDM  
33 gr/m


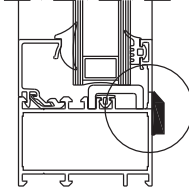
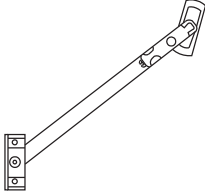
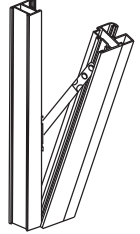
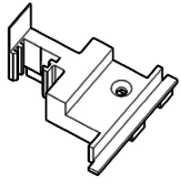

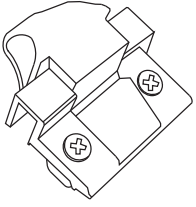
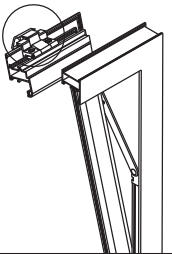
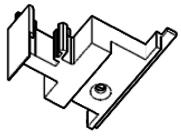
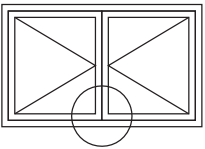

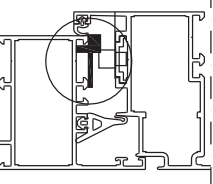
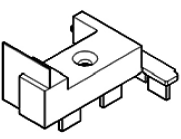
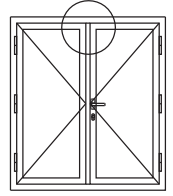

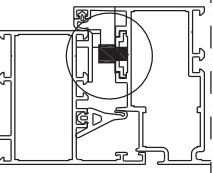
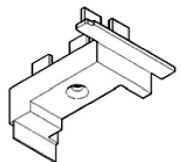
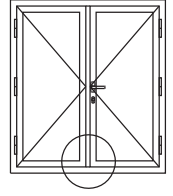

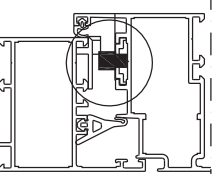
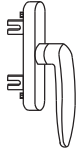
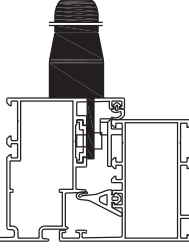
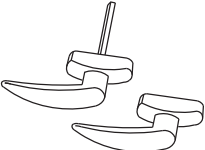
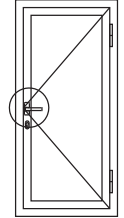
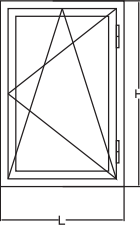
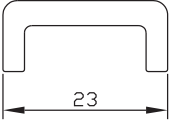
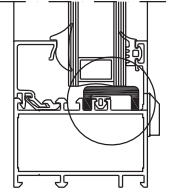
**01.20.06**

EŞİK FITİLİ  
THRESHOLD GASKET  
EPDM  
85 gr/m



09

10

	<b>04.02.02</b> TAHLİYE KAPAĞI DRAINAGE COVER			<b>07.07.02</b> VASİSTAS MAKAS VASİSTAS ACCESSORY SİYAH-BEYAZ-GRİ BLACK-WHITE-GREY	
	<b>04.06.42</b> ADAPTÖR KAPAĞI (ÜST) ADAPTER CAP (UP) SİYAH BLACK	 UYGULANILAN PROFİL: M56 A 04 USE WITH: M56 A 04		<b>07.08.01</b> VASİSTAS MANDALI VASİSTAS SPRING SİYAH-BEYAZ BLACK-WHITE	
	<b>04.06.43</b> ADAPTÖR KAPAĞI (ALT) ADAPTER CAP (DOWN) SİYAH BLACK	 UYGULANILAN PROFİL: M56 A 04 USE WITH: M56 A 04		<b>07.09.01</b> AYARLI PİM KARŞILIĞI LOCK PLATE	
	<b>04.06.44</b> ADAPTÖR KAPAĞI (ÜST) ADAPTER CAP (UP) SİYAH BLACK	 UYGULANILAN PROFİL: M56 DA 01 ve DA 02 USE WITH: M56 DA 01 ve DA 02		<b>07.13.02</b> ORTA GÖBEK PİMİ CENTRAL LOCK PIN	
	<b>04.06.45</b> ADAPTÖR KAPAĞI (ALT) ADAPTER CAP (DOWN) SİYAH BLACK	 UYGULANILAN PROFİL: M56 DA 01 ve DA 02 USE WITH: M56 DA 01 ve DA 02		<b>07.13.03</b> TİJ PİM LOCK PIN	
	<b>07.05.12</b> İSPANYOLET KOL ÇİFT DİLLİ WINDOW HANDLE SİYAH-BEYAZ-GRİ BLACK-WHITE-GREY			<b>07.14.04</b> KAPI KOLU (İTHAL) DOOR HANDLE SİYAH-BEYAZ-GRİ BLACK-WHITE-GREY	
	<b>07.06.60.</b> ÇİFT AÇILIM MEKANİZMASI TILT AND TURN MECANISM SİYAH-GRİ BLACK-GREY	GENİŞLİK: 570~1000 mm WIDTH: 570~1000 mm YÜKSEKLİK: 400~1200 mm HEIGHT: 400~1200 mm	 23	<b>11.02.16</b> CAM TAKOZU GLASS WEDGE SİYAH BLACK	

01

02

03

04

05

06

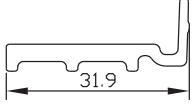
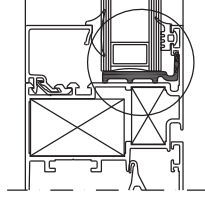
07

08

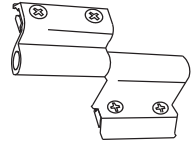
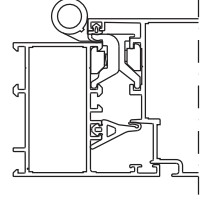
09

10

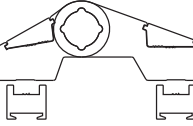
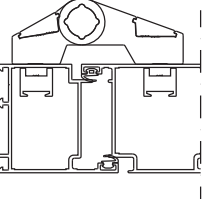
01

**11.02.17**CAM TAKOZU  
GLASS WEDGE  
SİYAH  
BLACK

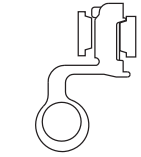
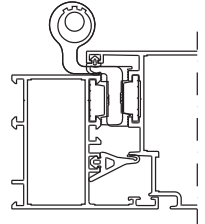
02

**15.01.08**PENCERE MENTEŞESİ  
WINDOW HINGE  
SİYAH-BEYAZ-GRİ-ELOKSAL  
BLACK-WHITE-GREY-ANODISED

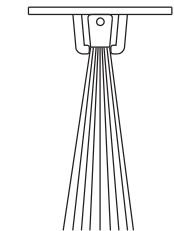
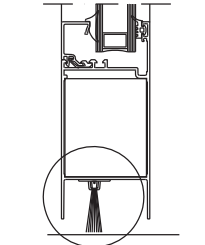
03

**15.02.07**KAPAZLAMA MENTEŞE (2'L)  
DOOR HINGE  
SİYAH-BEYAZ-GRİ  
BLACK-WHITE-GREY

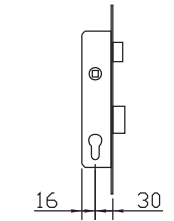
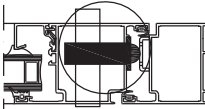
04

**15.02.09**KAPI MENTEŞESİ  
DOOR HINGE  
SİYAH-BEYAZ-GRİ-ELOKSAL  
BLACK-WHITE-GREY-ANODISED

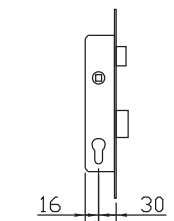
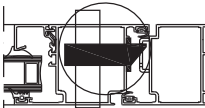
05

**17.02.01**KAPI ALTI FIRÇASI  
BRUSH  
1 Mt

07

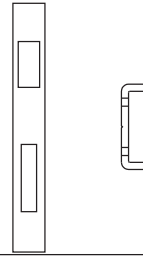
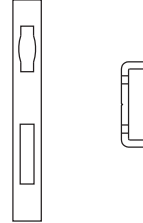
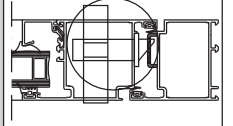
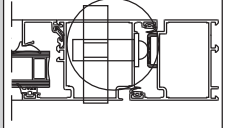
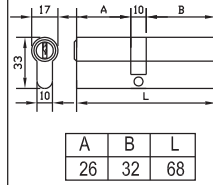
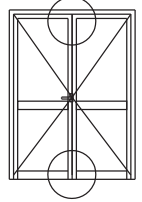
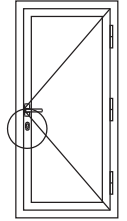
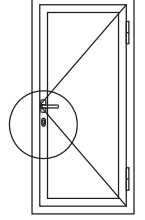
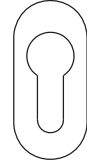
**18.01.01**MAKARALI KİLİT  
MORTISE LOCK (with roller)  
STANDART  
STANDARD

08

**18.01.02**DİLLİ KİLİT  
MORTISE LOCK  
STANDART  
STANDARD

09

10

**18.02.22**DİLLİ KİLİT KARŞILIĞI  
FOREND  
SİYAH-BEYAZ-ELOKSAL  
BLACK-WHITE-ANODISED**18.02.23**MAKARALI KİLİT KARŞILIĞI  
FOREND (for lock with roller)  
SİYAH-BEYAZ-ELOKSAL  
BLACK-WHITE-ANODISED**18.03.01**KAPI ALT-ÜST KİLİTLEME  
BOLT LOCK**18.04.03**BAREL  
CYLINDER  
KROM-NİKEL  
CHROME-NICKEL**18.05.02**BAREL AYNASI  
CYLINDER COVER  
SİYAH-BEYAZ  
BLACK-WHITE

# RESCARA SİSTEM

## RESCARA SYSTEM

Aluminyum Kapı Pencere ve Giydirme Cephe Sistemleri  
Aluminium Window Doors and Facade Systems



01

02

03

04

05

06

07

08

09

10

# RESCARA SİSTEM

## RESCARA SYSTEM

Aluminyum Kapı Pencere ve Giydirme Cephe Sistemleri  
Aluminium Window Doors and Facade Systems

01



02

03

04

05

06

07

08

09

10