

# MİMARİ KATALOG

## ARCHITECTURAL CATALOGUE

Aluminyum Kapı Pencere ve Giydirme Cephe Sistemleri  
Aluminium Window Doors and Facade Systems



Rescara Sistem  
Profil Detayları

Rescara System  
Profile Details



# RW55

# RESCARA SİSTEM

## RESCARA SYSTEM

Aluminyum Kapı Pencere ve Giydirmce Cephe Sistemleri  
Aluminium Window Doors and Facade Systems

01



02

03

04

05

06

07

08

09

10

# MİMARİ KATALOG

## ARCHITECTURAL CATALOGUE

Aluminyum Kapı Pencere ve Giydirme Cephe Sistemleri  
Aluminium Window Doors and Facade Systems



Rescara Sistem  
Profil Detayları

Rescara System  
Profile Details

# RW55

STANDART SERİ (1.8 mm. - 2 mm.)  
STANDART SERIE (1.8 mm. - 2 mm.)

01

02

03

04

05

06

07

08

09

10

# RESCARA SİSTEM

## RESCARA SYSTEM

Aluminyum Kapı Pencere ve Giydirme Cephe Sistemleri  
Aluminium Window Doors and Facade Systems

01



02

03

04

05

06

07

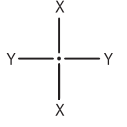
08

09

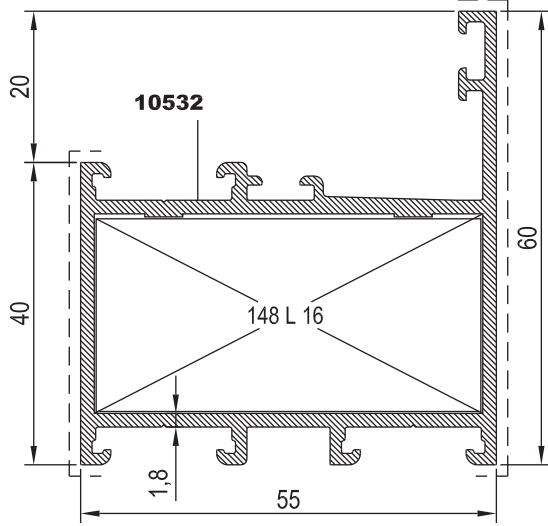
10



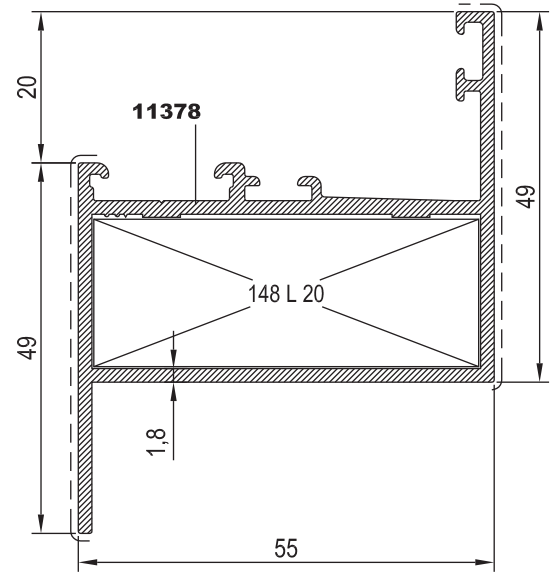
KOD / CODE	AĞIRLIK (kg/m) / WEIGHT	Jxx cm <sup>4</sup>	Jyy cm <sup>4</sup>	L m
55 F 01	1,188	18,070	11,717	6
55 F 02	1,485	24,931	30,822	6
55 F 13	1,096	17,598	9,019	6



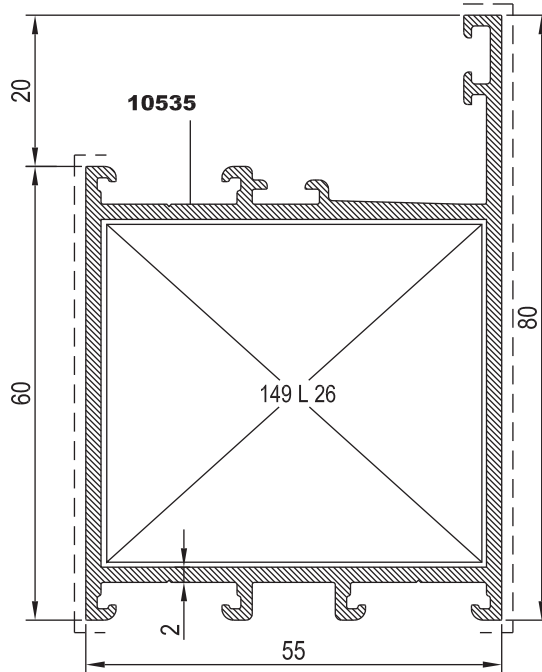
55 F 01




55 F 13



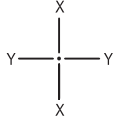
55 F 02



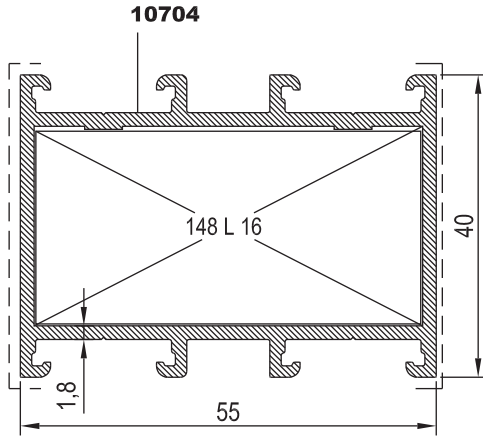
Nr		 L m	KESİM ÖLÇÜSÜ CUTTING SIZE	AKS. KODU ACS. CODE
55 F 01	10532	25 L 16 (2061)	51,1 mm	148 L 16
55 F 02	10535	25 L 26 (10540)	50,7 mm	149 L 26
55 F 13	11378	25 L 20 (2166)	51,1 mm	148 L 20



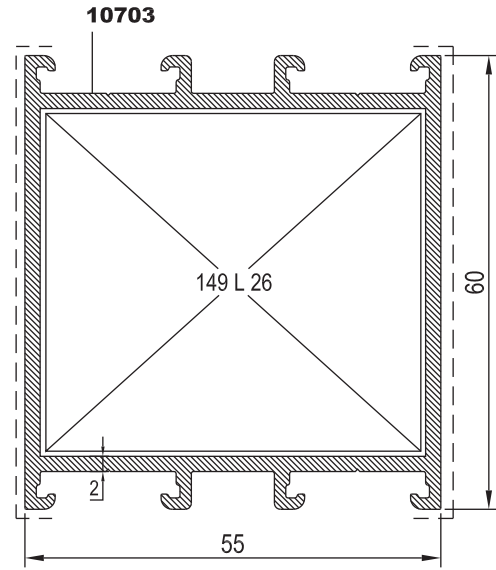
KOD / CODE	AĞIRLIK (kg/m) / WEIGHT	Jxx cm <sup>4</sup>	Jyy cm <sup>4</sup>	L m
55 F 03	1,067	15,379	7,681	6
55 F 04	1,357	22,024	23,460	6
55 F 05	1,475	23,612	30,167	6



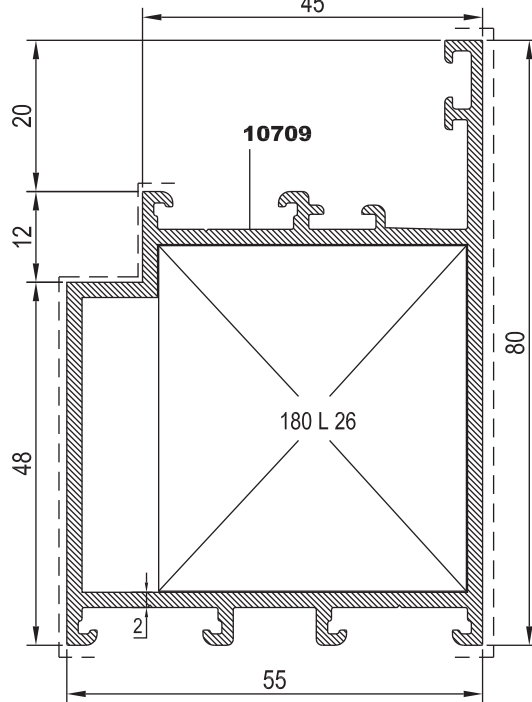
55 F 03



55 F 04



55 F 05



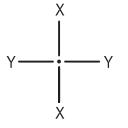
Nr

KESİM ÖLÇÜSÜ  
CUTTING SIZEAKS. KODU  
ACS. CODE

55 F 03	10704	25 L 16 (2061)	51.1 mm	148 L 16
55 F 04	10703	25 L 26 (10540)	50.7 mm	149 L 26
55 F 05	10709	25 L 26 (10540)	40.7 mm	180 L 26



KOD / CODE	AĞIRLIK (kg/m) / WEIGHT	Jxx cm <sup>4</sup>	Jyy cm <sup>4</sup>	L m
55 V 02	1,324	26,941	11,677	6



01

02

03

04

05

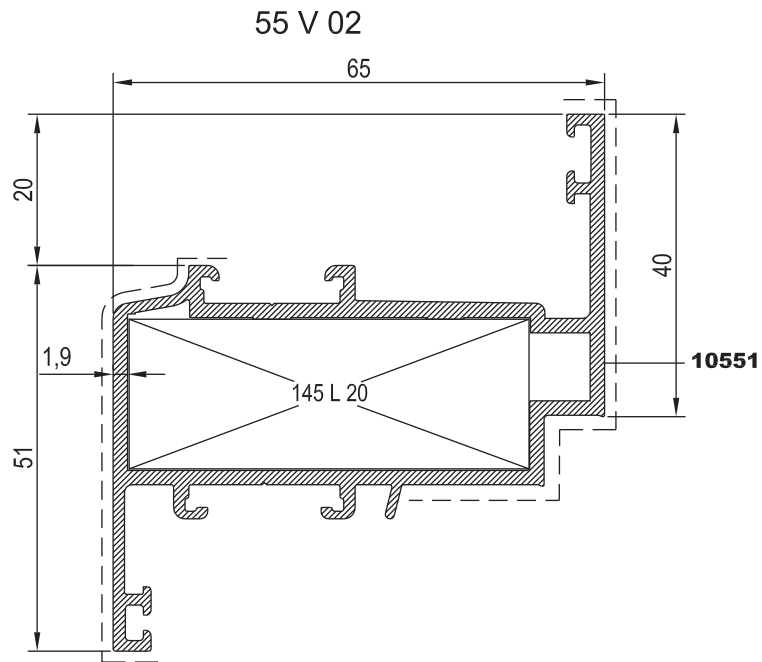
06

07

08

09

10



Nr

KESİM ÖLÇÜSÜ  
CUTTING SIZE

55 V 02

10551

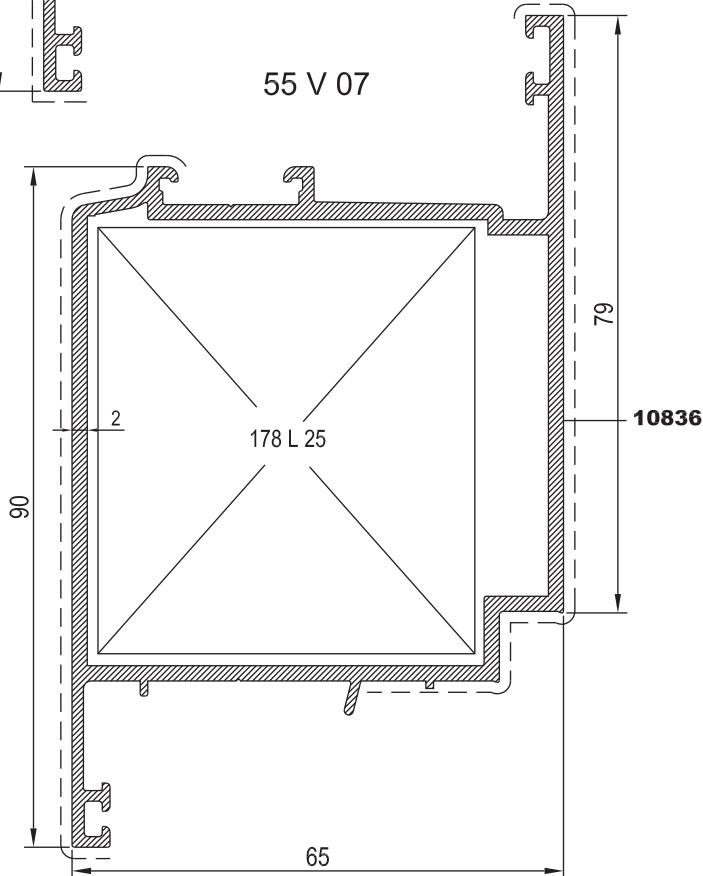
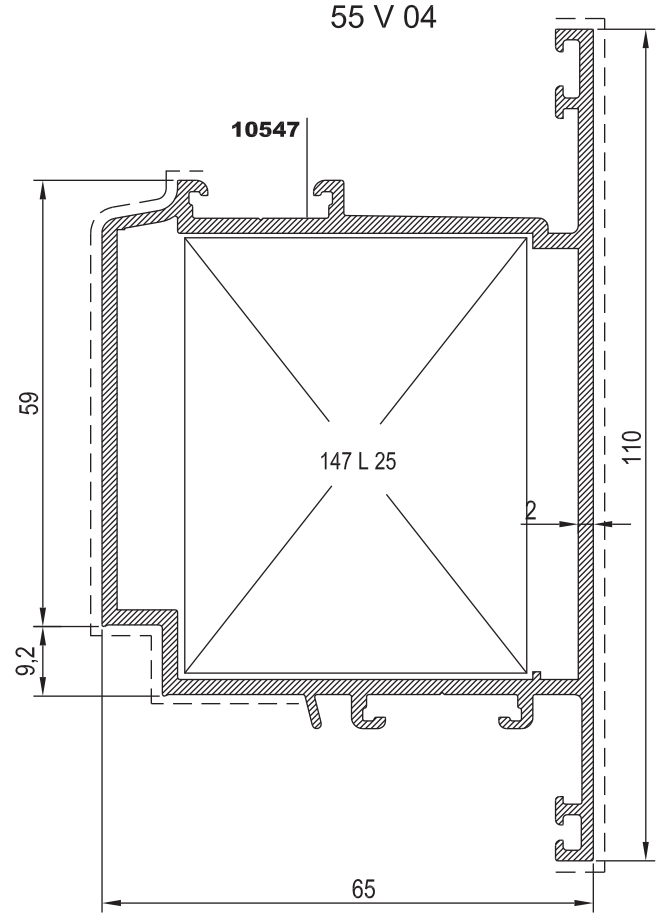
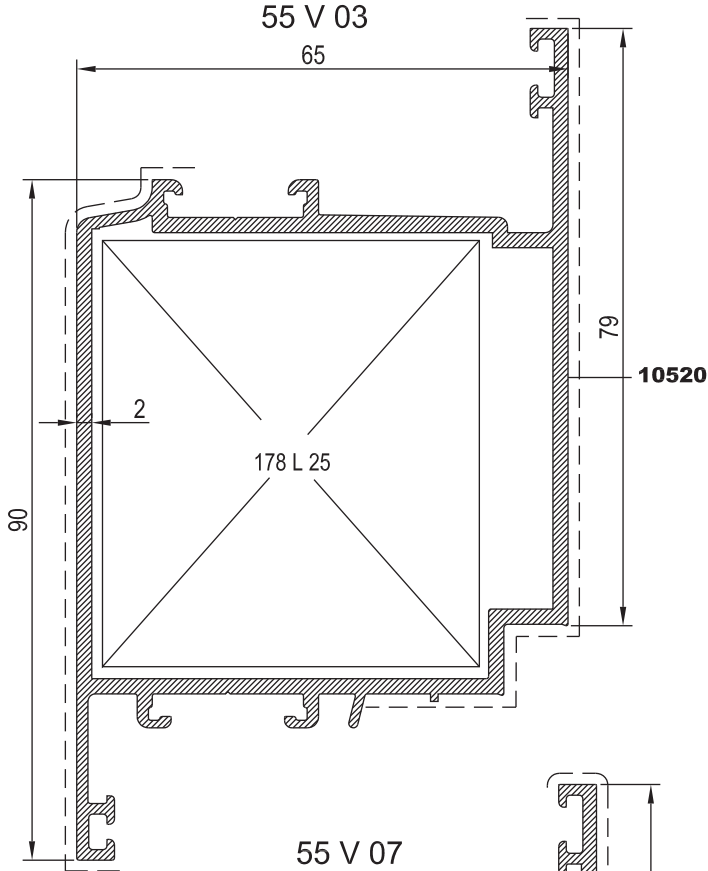
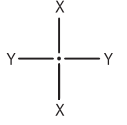
25 L 20 (2166)


52.9 mm

145 L 20



KOD / CODE	AĞIRLIK (kg/m) / WEIGHT	Jxx cm <sup>4</sup>	Jyy cm <sup>4</sup>	L m
55 V 03	1,795	43,256	58,977	6
55 V 04	1,794	41,284	59,097	6
55 V 07	1,741	42,780	56,443	6

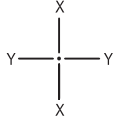


Nr	 L m	KEŞİM ÖLÇÜSÜ CUTTING SIZE	AKS. KODU ACS. CODE
55 V 03	10520	25 L 25 (10539)	178 L 25
55 V 04	10547	25 L 25 (10539)	147 L 25
55 V 07	10836	25 L 25 (10539)	178 L 25

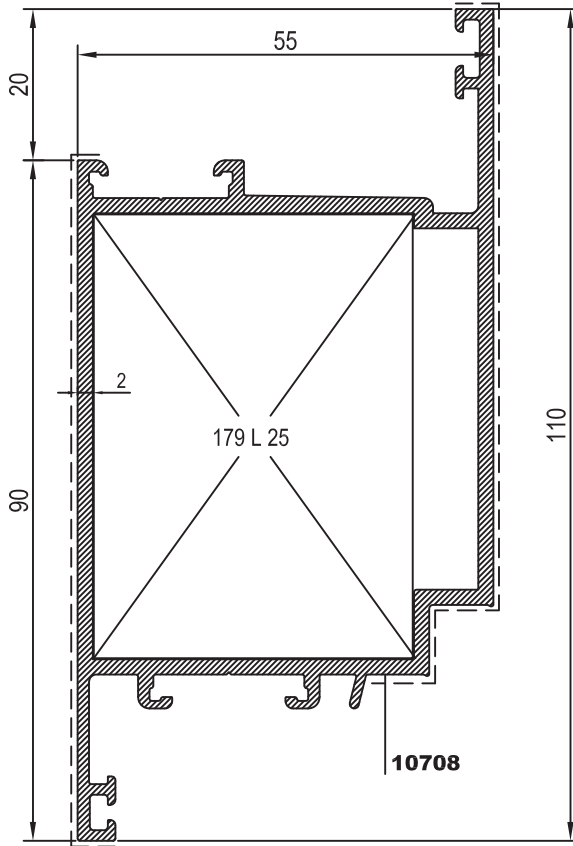




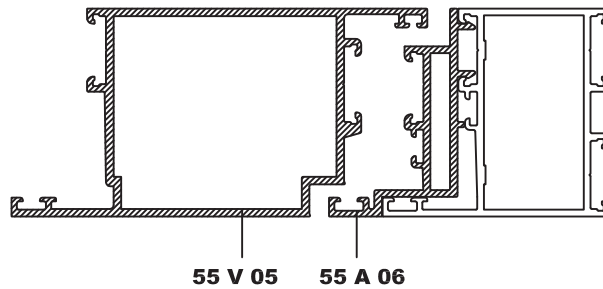
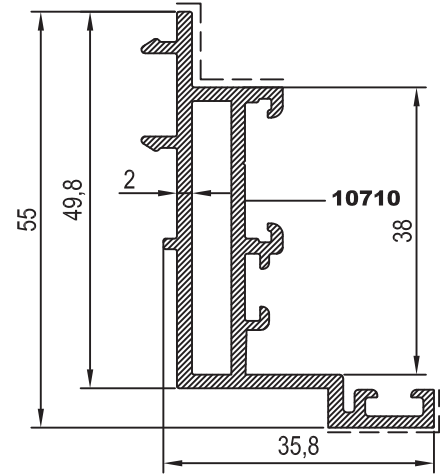
KOD / CODE	AĞIRLIK (kg/m) / WEIGHT	Jxx cm <sup>4</sup>	Jyy cm <sup>4</sup>	L m
55 V 05	1,694	30,235	55,446	6
55 A 06	0,826	---	---	6



55 V 05



55 A 06



55 V 05 55 A 06

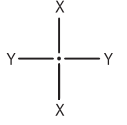
Nr

KEŞİM ÖLÇÜSÜ  
CUTTING SIZEAKS. KODU  
ACS. CODE

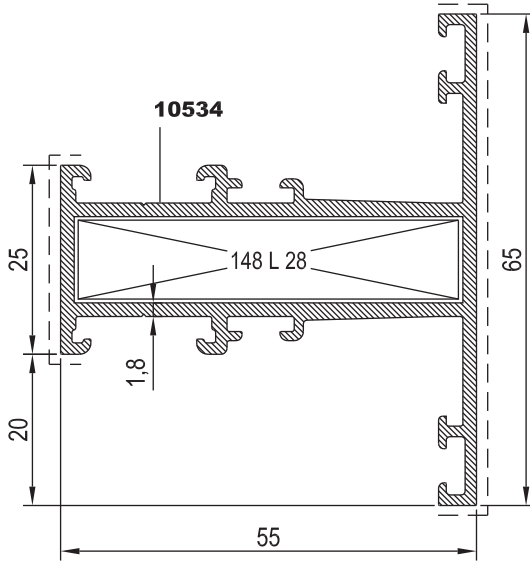
55 V 05	10708	25 L 25 (10539)	42.2 mm	179 L 25
---------	-------	-----------------	---------	----------



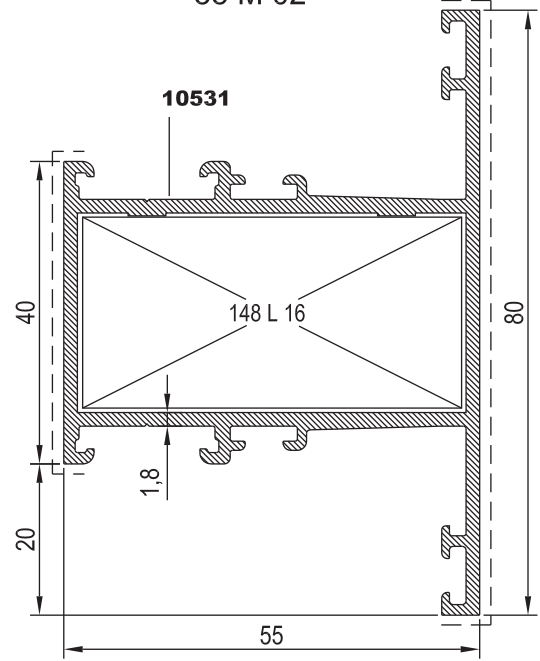
KOD / CODE	AĞIRLIK (kg/m) / WEIGHT	Jxx cm <sup>4</sup>	Jyy cm <sup>4</sup>	L m
55 M 01	1,163	16,229	7,332	6
55 M 02	1,349	20,507	17,255	6
55 M 05	1,485	20,877	17,806	6



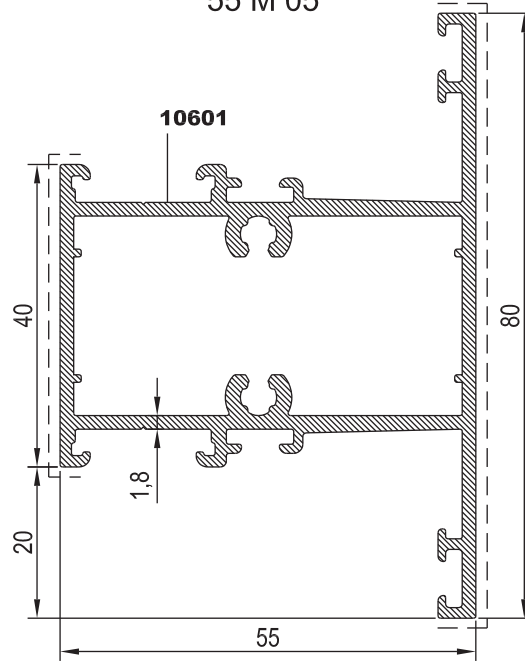
55 M 01



55 M 02



55 M 05



Nr



L m

KESİM ÖLÇÜSÜ  
CUTTING SIZEAKS. KODU  
ACS. CODE

55 M 01	10534	25 J 07(10652)	10.9 mm	152 J 07
55 M 02	10531	25 J 07(10652)	25.5 mm	135 J 07
55 M 05	10601	25 J 07(10652)	15.1 mm	153 J 07

Nr



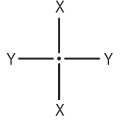
L m

KESİM ÖLÇÜSÜ  
CUTTING SIZEAKS. KODU  
ACS. CODE

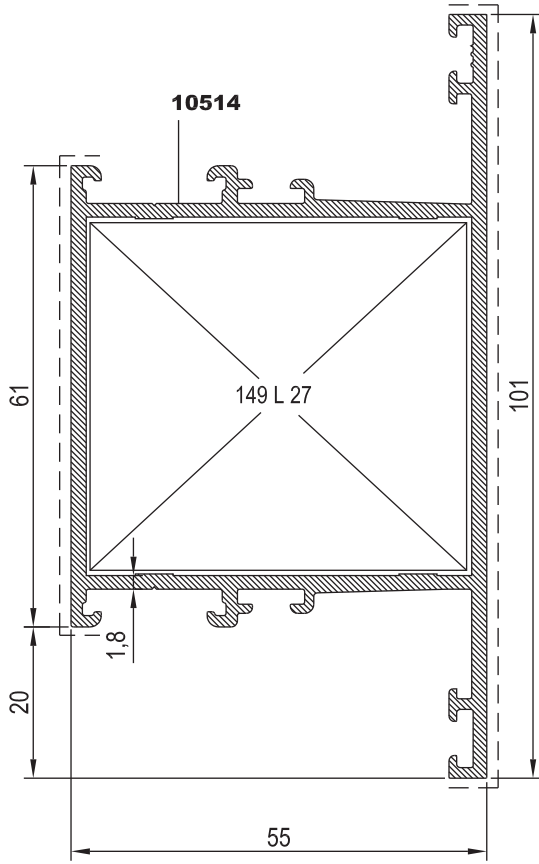
55 M 01	10534	25 L 28 (10542)	51.1 mm	148 L 28
55 M 02	10531	25 L 16 (2061)	51.1 mm	148 L 16



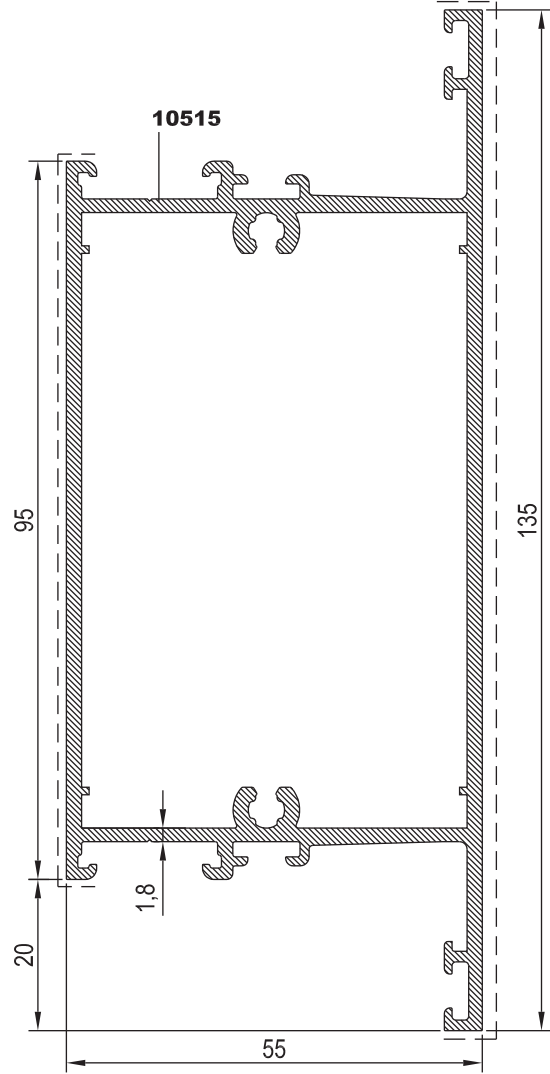
KOD / CODE	AĞIRLIK (kg/m) / WEIGHT	Jxx cm <sup>4</sup>	Jyy cm <sup>4</sup>	L m
55 M 03	1,593	27,562	41,009	6
55 M 04	2,098	37,603	114,327	6




55 M 03



55 M 04

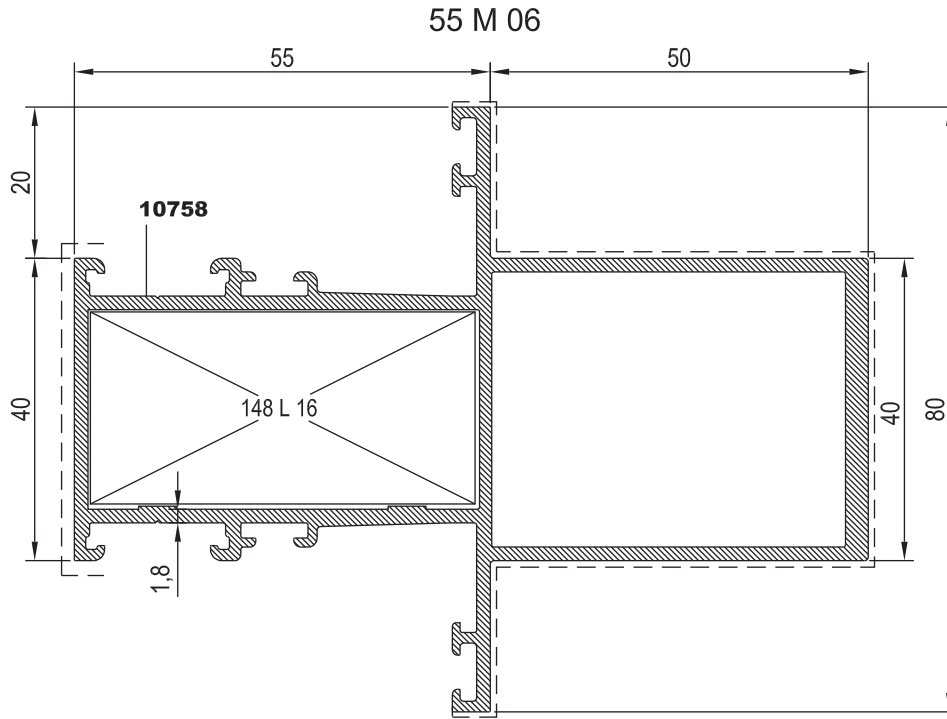
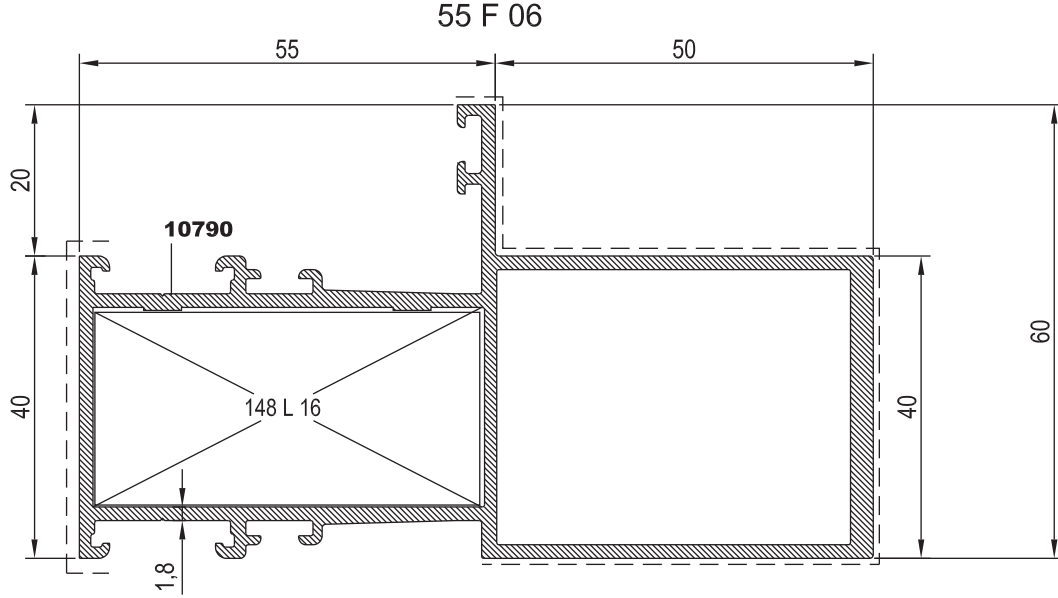
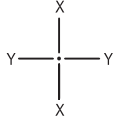



Nr		L m	KEŞİM ÖLÇÜSÜ CUTTING SIZE	AKS. KODU ACS. CODE
55 M 03	10514	25 J 07(10652)	46.5 mm	154 J 07
55 M 04	10515	25 J 07(10652)	70.1 mm	155 J 07


Nr		L m	KEŞİM ÖLÇÜSÜ CUTTING SIZE	AKS. KODU ACS. CODE
55 M 03	10514	25 L 27 (10541)	50.7 mm	149 L 27



KOD / CODE	AĞIRLIK (kg/m) / WEIGHT	J <sub>xx</sub> cm <sup>4</sup>	J <sub>yy</sub> cm <sup>4</sup>	L m ←→
55 F 06	1,961	86,050	19,744	6
55 M 06	2,095	86,060	25,054	6

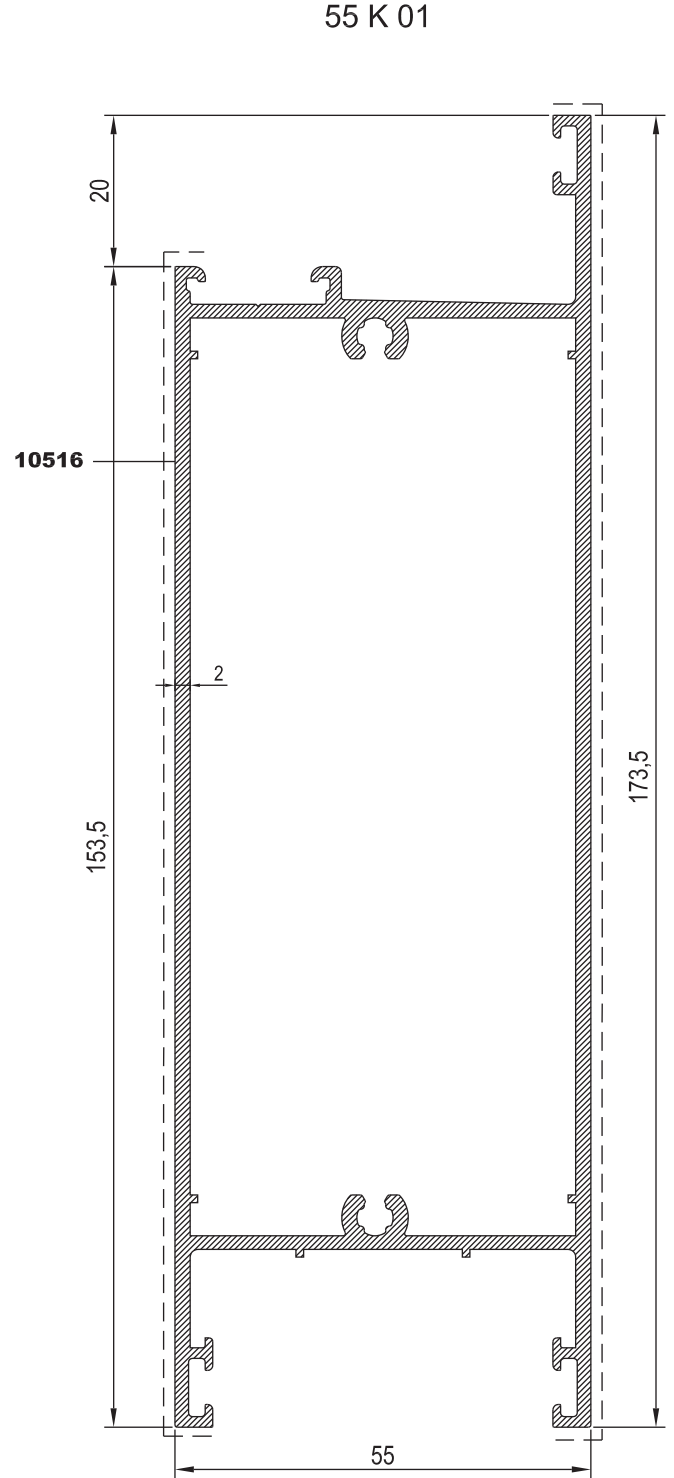
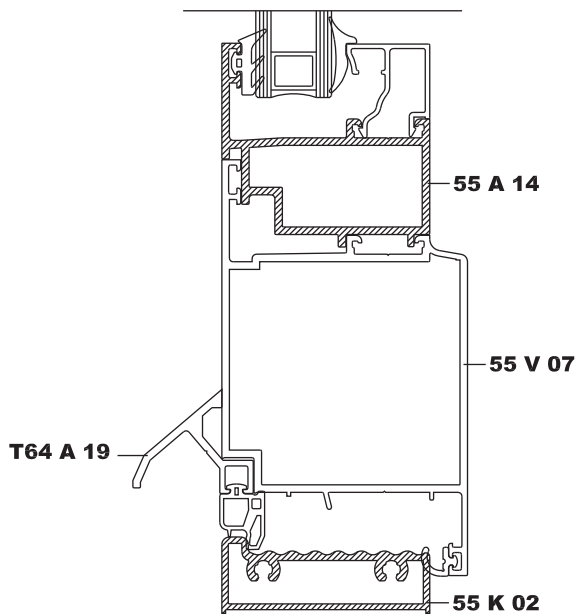
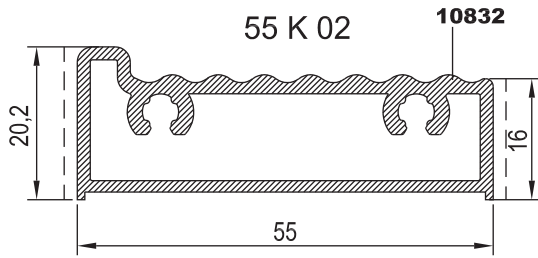
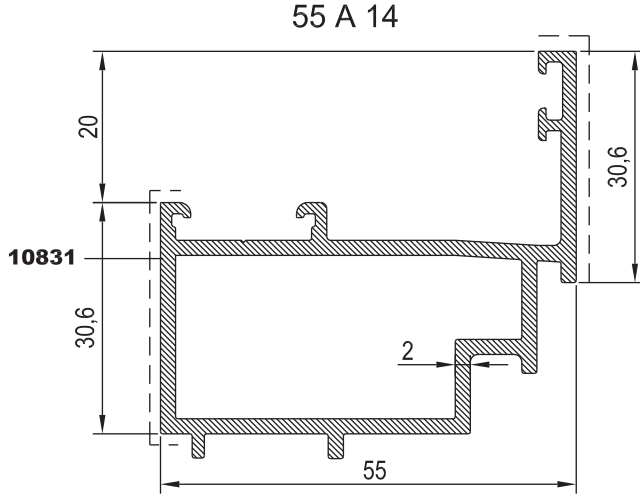
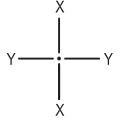


Nr		L m	KESİM ÖLÇÜSÜ CUTTING SIZE	AKS. KODU ACS. CODE
55 F 06	10790	25 L 16 (2061)	51,1 mm	148 L 16
55 M 06	10758	25 L 16 (2061)	51,1 mm	148 L 16

Nr		L m	KESİM ÖLÇÜSÜ CUTTING SIZE	AKS. KODU ACS. CODE
55 M 06	10758	25 J 07(10652)	25,5 mm	135 J 07



KOD / CODE	AĞIRLIK (kg/m) / WEIGHT	Jxx cm <sup>4</sup>	Jyy cm <sup>4</sup>	L m
55 K 01	2,576	---	---	6
55 A 14	1,098	---	---	6
55 K 02	0,795	---	---	6



Nr	AKS. KODU ACS. CODE	KEŞİM ÖLÇÜSÜ CUTTING SIZE	L m
55 K 01	10516	25 J 07(10652)	110.1 mm
	156 J 07		

01

02

03

04

05

06

07

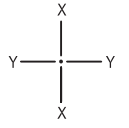
08

09

10



KOD / CODE	AĞIRLIK (kg/m) / WEIGHT	Jxx cm4	Jyy cm4	L m
55 A 08	1,136	---	---	6
55 A 09	1,412	---	---	6
55 A 01	0,978	---	---	6



01

02

03

04

05

06

07

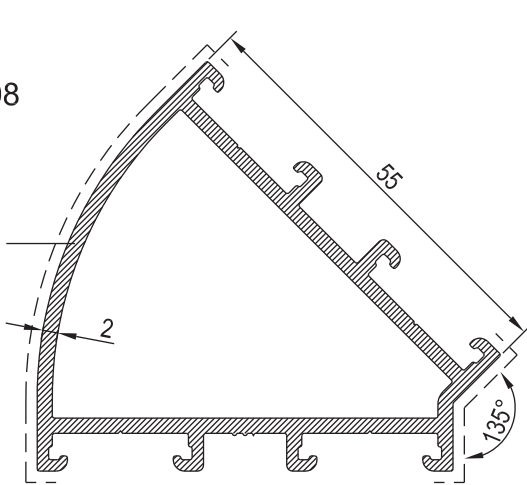
08

09

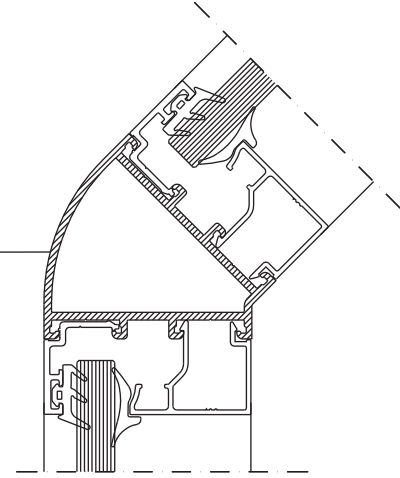
10

55 A 08

10759

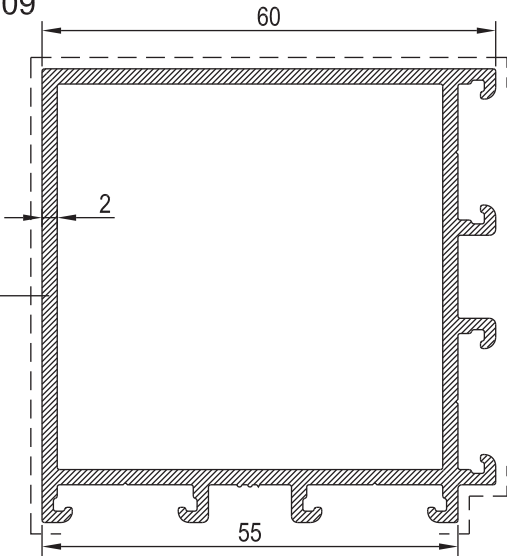


55 A 08

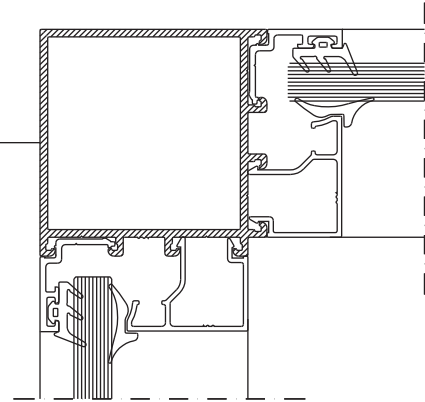


55 A 09

10760

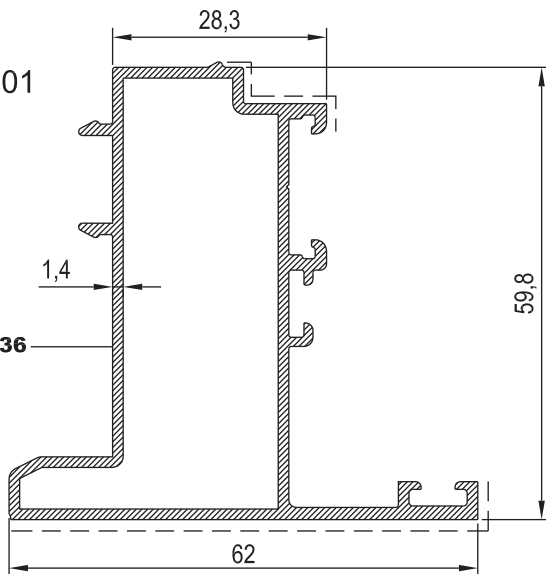


55 A 09



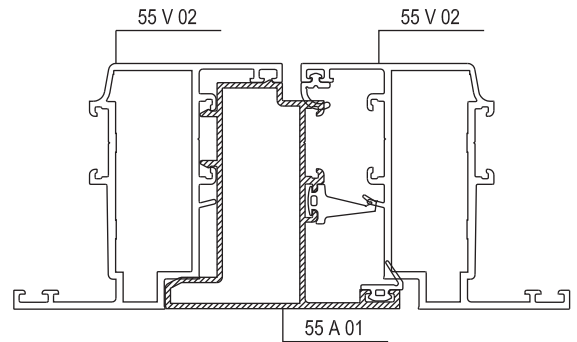
55 A 01

10536



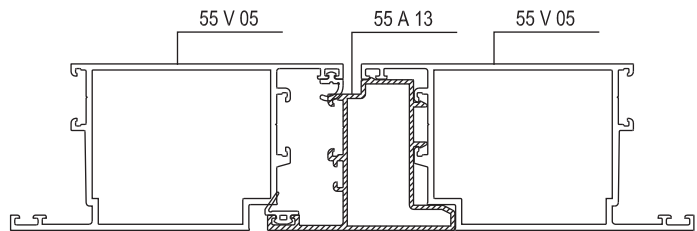
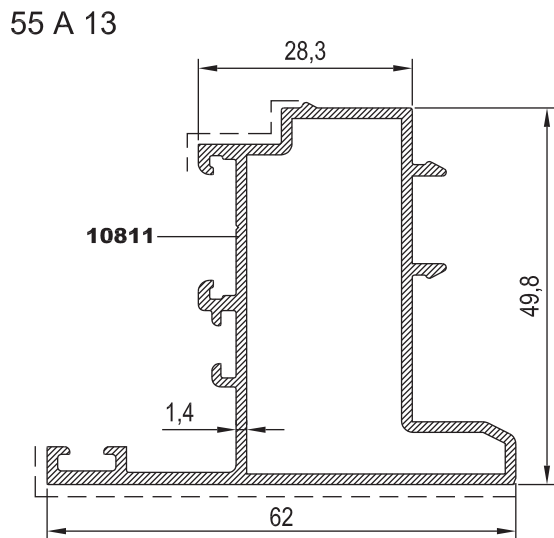
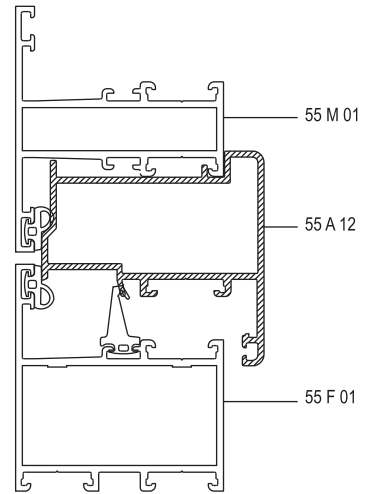
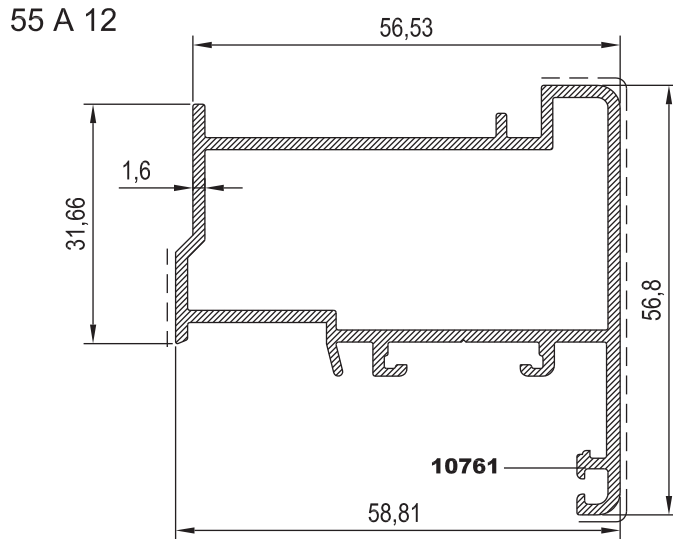
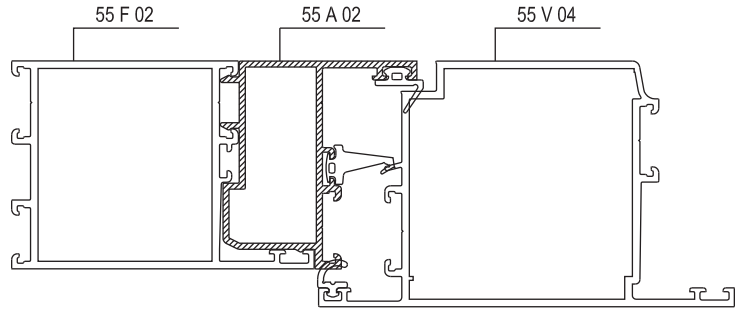
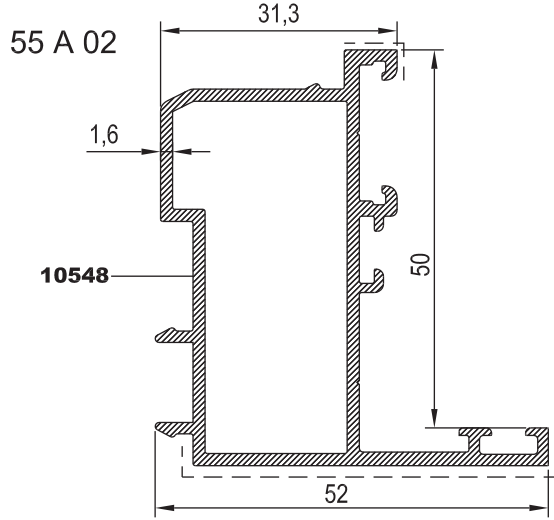
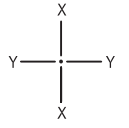
55 V 02

55 V 02





KOD / CODE	AĞIRLIK (kg/m) / WEIGHT	Jxx cm4	Jyy cm4	L m
55 A 02	0,936	---	---	6
55 A 12	1,025	---	---	6
55 A 13	0,897	---	---	6



01

02

03

04

05

06

07

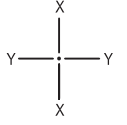
08

09

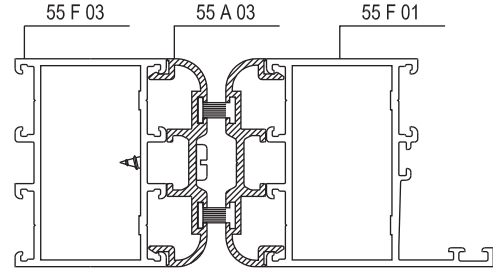
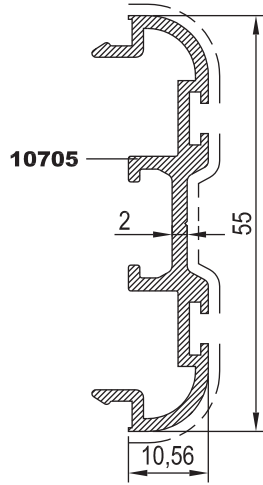
10



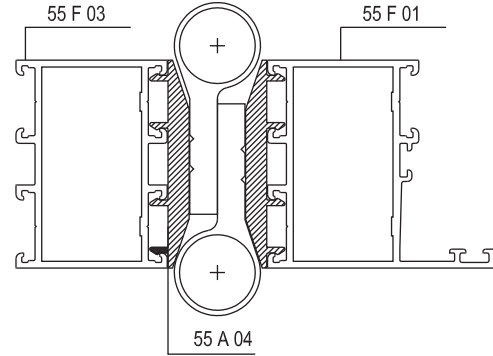
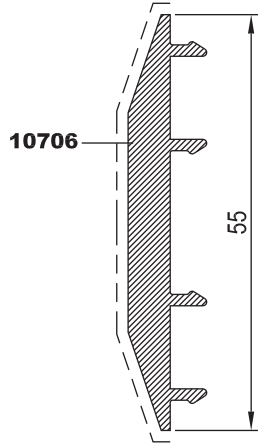
KOD / CODE	AĞIRLIK (kg/m) / WEIGHT	Jxx cm4	Jyy cm4	L m
55 A 03	0,556	---	---	6
55 A 04	0,750	---	---	6
55 A 05	0,522	---	---	6



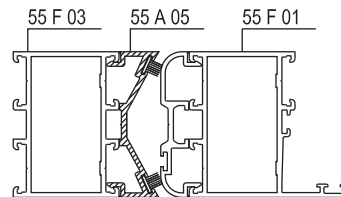
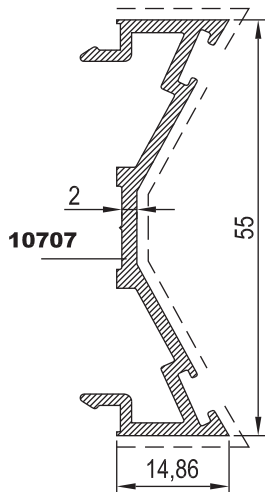
55 A 03



55 A 04



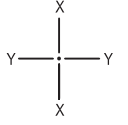
55 A 05



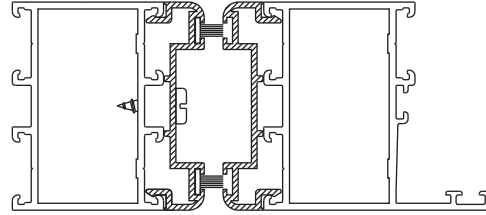
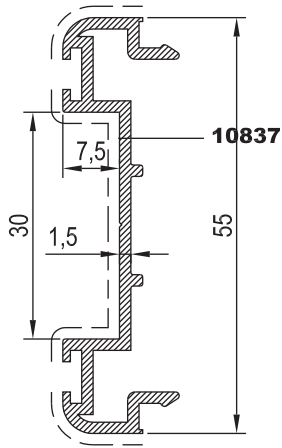




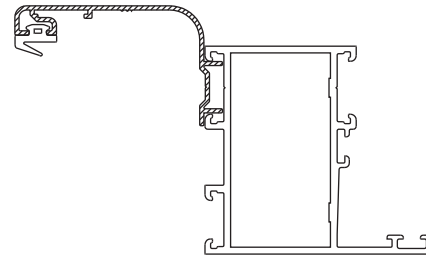
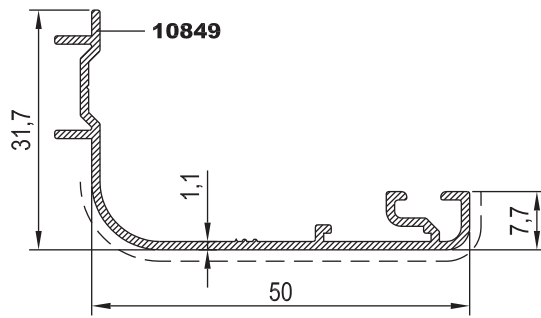
KOD / CODE	AĞIRLIK (kg/m) / WEIGHT	Jxx cm <sup>4</sup>	Jyy cm <sup>4</sup>	L m
55 A 15	0,463	---	---	6
55 A 16	0,335	---	---	6
25 P 01	0,185	---	---	6
T55 A 13	0,220	---	---	6
25 I 04	0,172	---	---	6



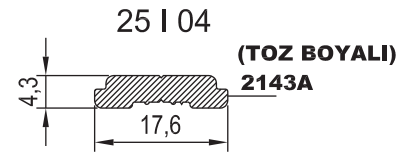
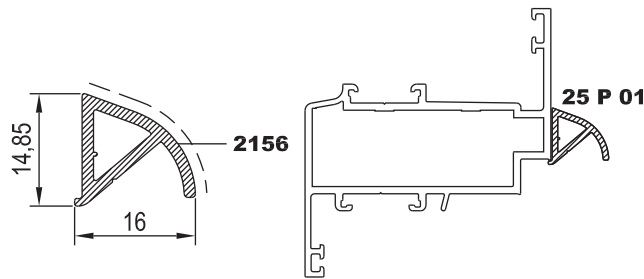
55 A 15



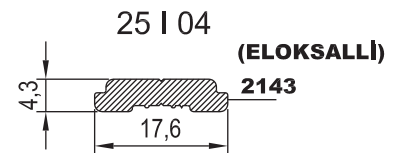
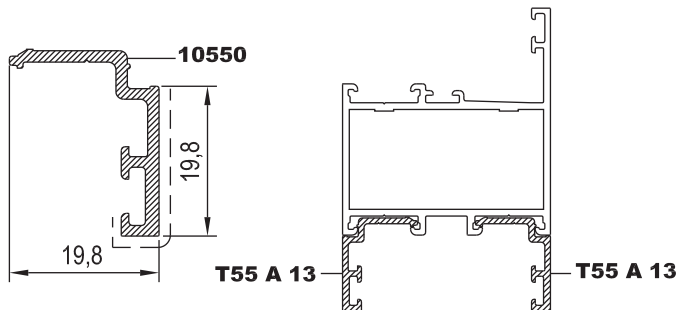
55 A 16



25 P 01



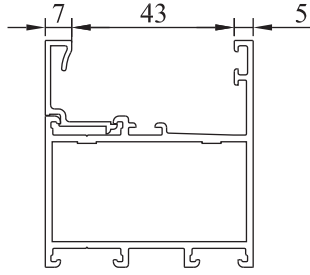
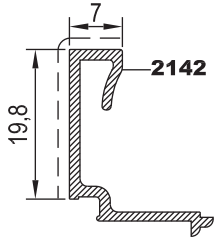
T55 A 13



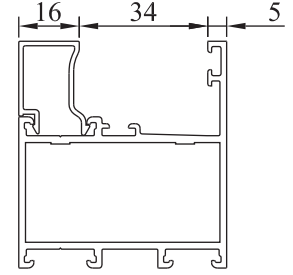
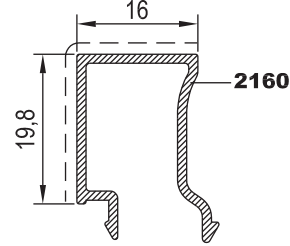


KOD / CODE	AĞIRLIK (kg/m) / WEIGHT	L m	KOD / CODE	AĞIRLIK (kg/m) / WEIGHT	L m	
25 G 21	0,196	6	25 G 09	0,227	6	
25 G 28	0,215	6	25 G 12	0,269	6	
25 G 11	0,219	6	25 G 13	0,277	6	
25 G 10	0,225	6	25 G 14	0,281	6	

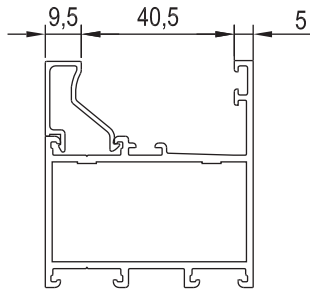
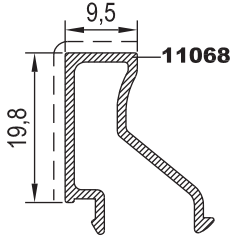
25 G 21



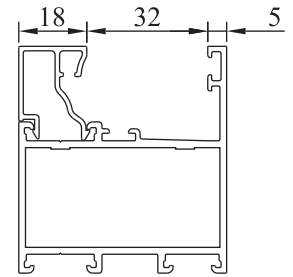
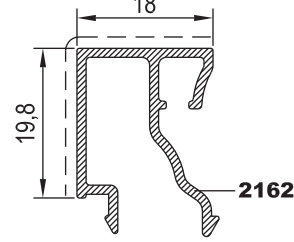
25 G 09



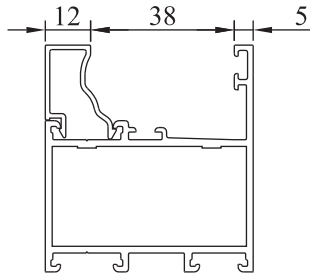
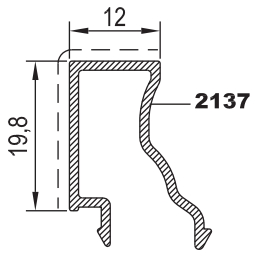
25 G 28



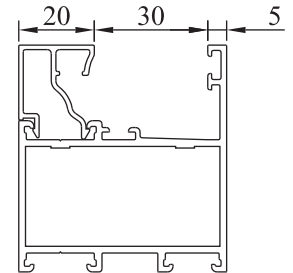
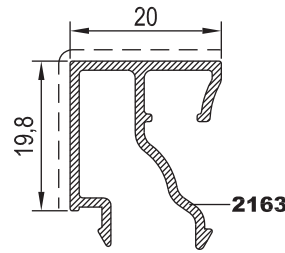
25 G 12



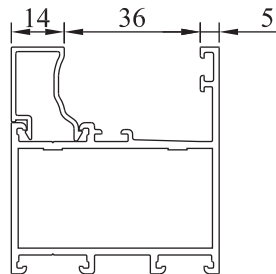
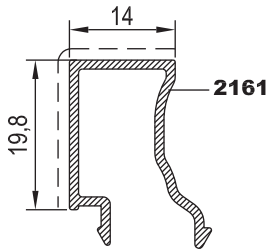
25 G 11



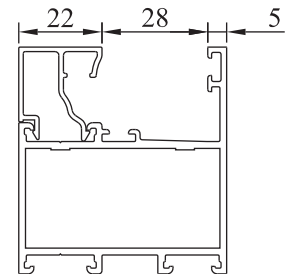
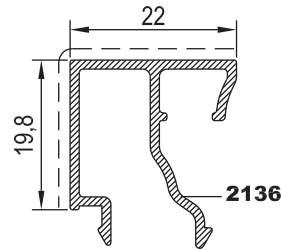
25 G 13



25 G 10

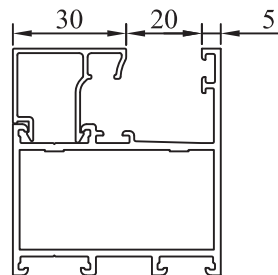
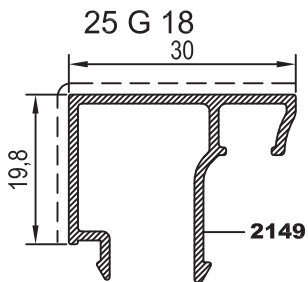
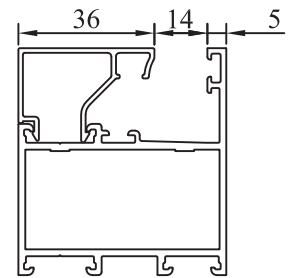
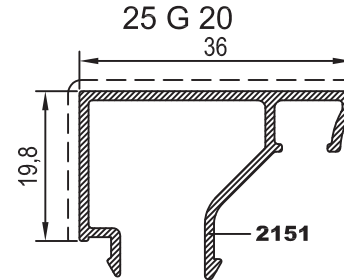
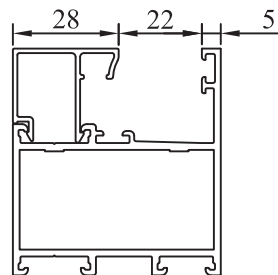
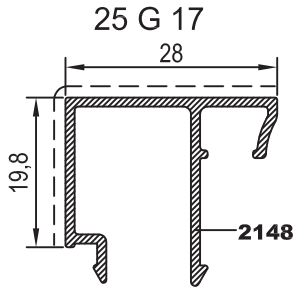
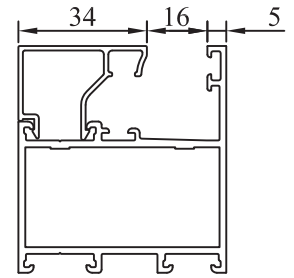
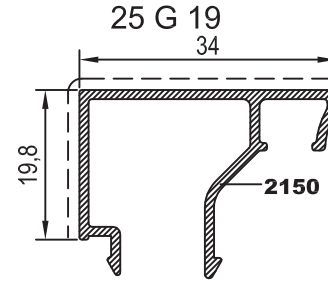
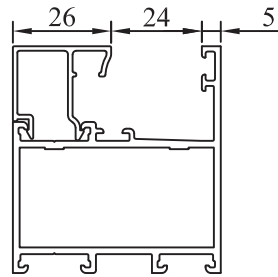
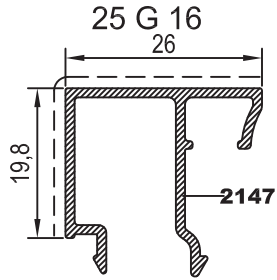
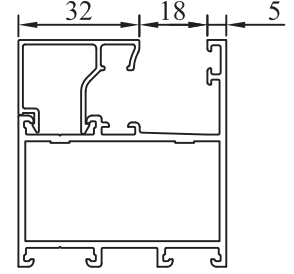
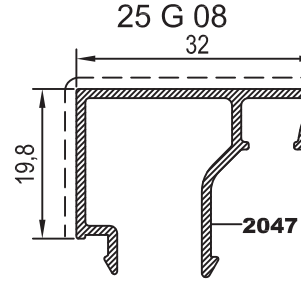
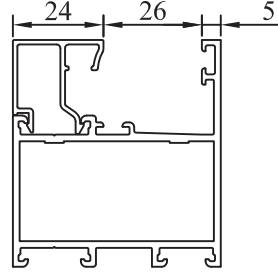
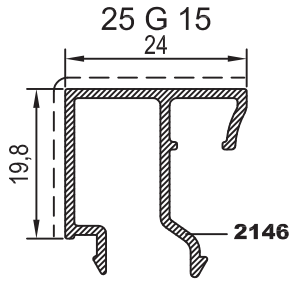


25 G 14





KOD / CODE	AĞIRLIK (kg/m) / WEIGHT	L m	KOD / CODE	AĞIRLIK (kg/m) / WEIGHT	L m	
25 G 15	0,282	6	25 G 08	0,309	6	
25 G 16	0,284	6	25 G 19	0,314	6	
25 G 17	0,289	6	25 G 20	0,326	6	
25 G 18	0,300	6				



01

02

03

04

05

06

07

08

09

10

# RESCARA SİSTEM

## RESCARA SYSTEM

Aluminyum Kapı Pencere ve Giydirme Cephe Sistemleri  
Aluminium Window Doors and Facade Systems

01



02

03

04

05

06

07

08

09

10

# MİMARİ KATALOG

## ARCHITECTURAL CATALOGUE

Aluminyum Kapı Pencere ve Giydirme Cephe Sistemleri  
Aluminium Window Doors and Facade Systems



Rescara Sistem  
Profil Detayları

Rescara System  
Profile Details

# RW55

EKONOMİK SERİ (1.4 mm.)  
ECONOMICAL SERIE (1.4 mm.)

01

02

03

04

05

06

07

08

09

10

# RESCARA SİSTEM

## RESCARA SYSTEM

Aluminyum Kapı Pencere ve Giydirmce Cephe Sistemleri  
Aluminium Window Doors and Facade Systems

01



02

03

04

05

06

07

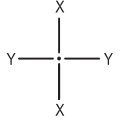
08

09

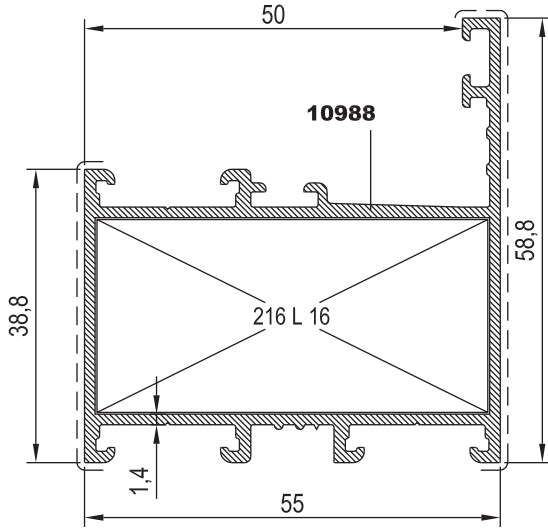
10



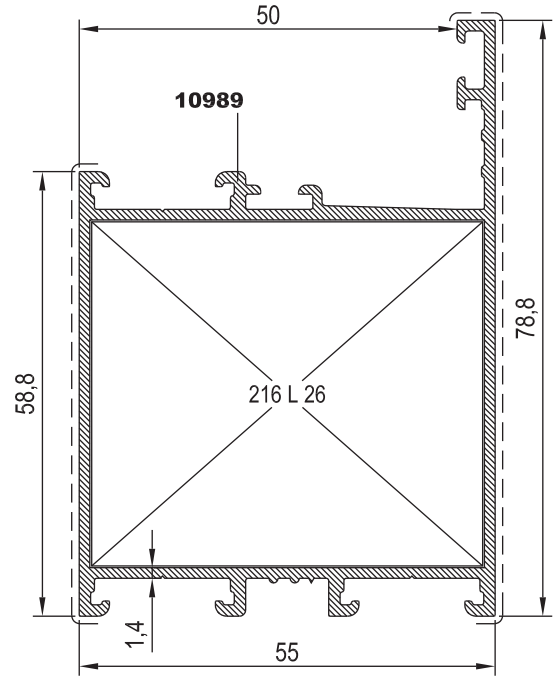
KOD / CODE	AĞIRLIK (kg/m) / WEIGHT	Jxx cm <sup>4</sup>	Jyy cm <sup>4</sup>	L m
55 F 08	0,984	15,042	9,902	6
55 F 09	1,136	19,101	24,585	6
55 F 11	1,172	23,482	22,086	6



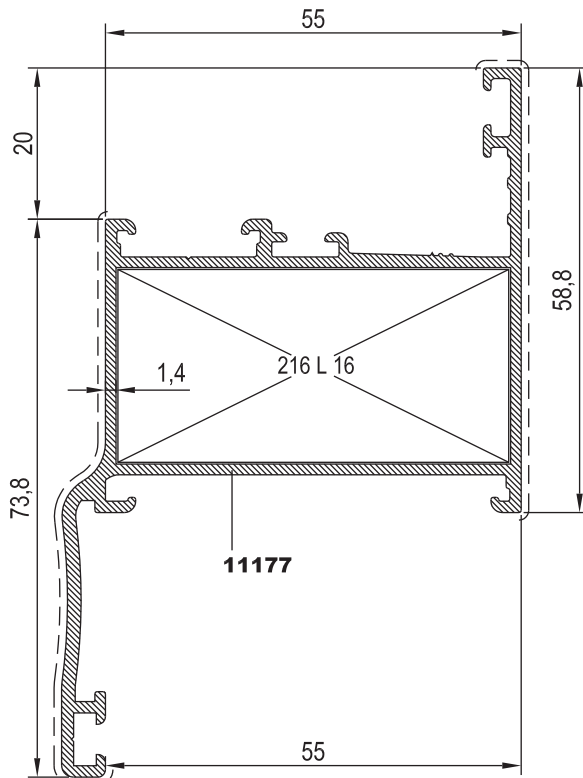
55 F 08



55 F 09



55 F 11



Nr

KESİM ÖLÇÜSÜ  
CUTTING SIZEAKS. KODU  
ACS. CODE

55 F 08	10988	25 L 16 (2061)	51,9 mm	216 L 16
55 F 09	10989	25 L 26 (10540)	51,9 mm	216 L 26
55 F 11	11177	25 L 16 (2061)	51,9 mm	216 L 16

01

02

03

04

05

06

07

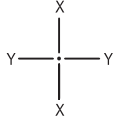
08

09

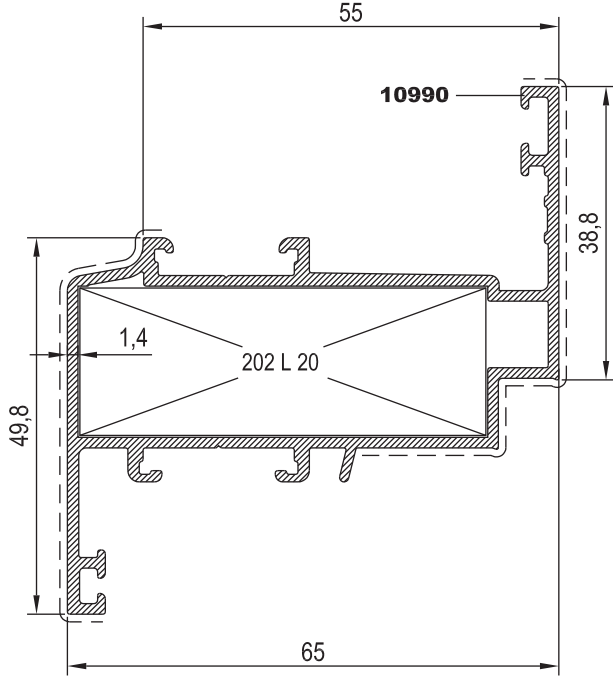
10



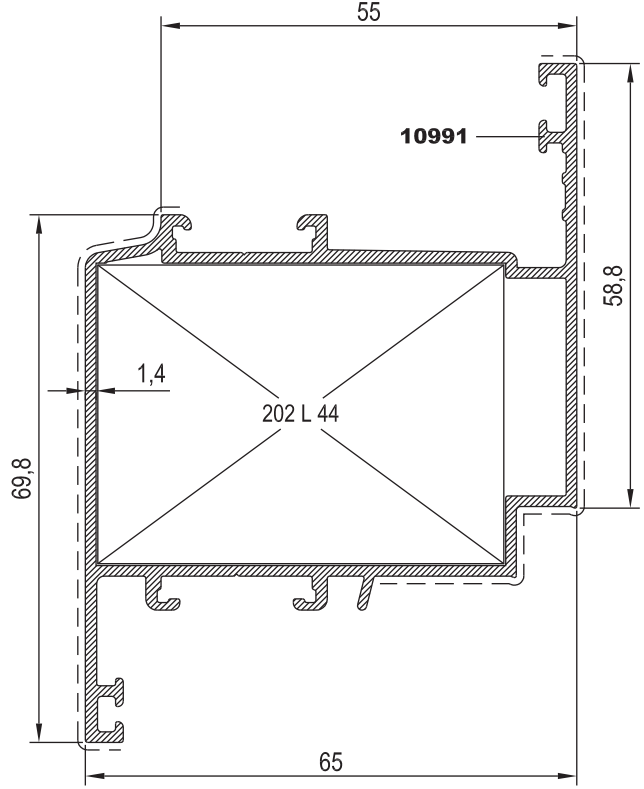
KOD / CODE	AĞIRLIK (kg/m) / WEIGHT	Jxx cm4	Jyy cm4	L m
55 V 08	1,073	22,301	9,889	6
55 V 09	1,225	27,968	24,809	6
55 V 10	1,216	25,536	24,658	6



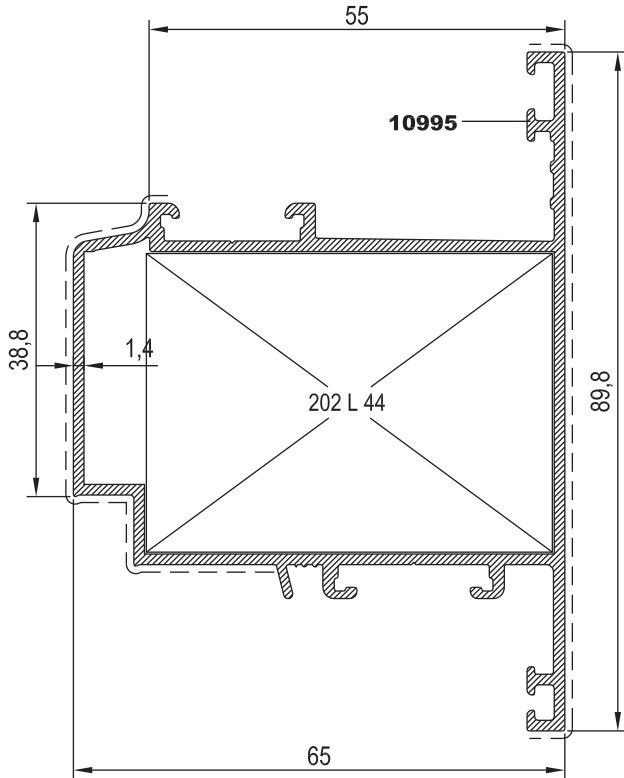
55 V 08



55 V 09



55 V 10



Nr

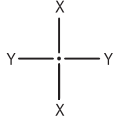
KESİM ÖLÇÜSÜ  
CUTTING SIZE

Nr			KESİM ÖLÇÜSÜ CUTTING SIZE	AKS. KODU ACS. CODE
55 V 08	10990	25 L 20 (2166)	53,6 mm	202 L 20
55 V 09	10991	25 L 44 (10786)	53,6 mm	202 L 44
55 V 10	10995	25 L 44 (10786)	53,6 mm	202 L 44

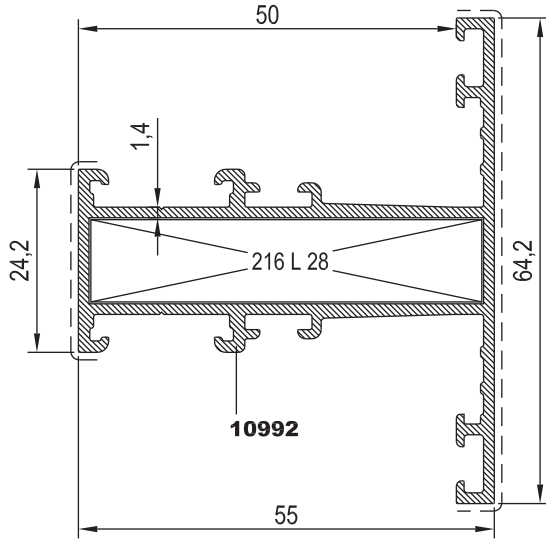




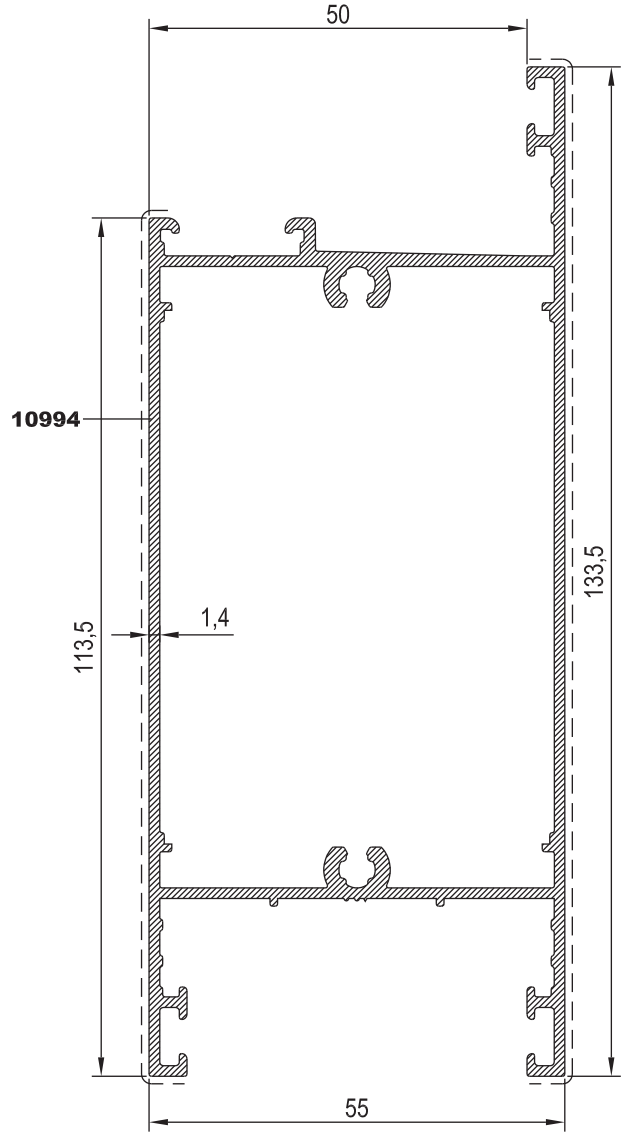
KOD / CODE	AĞIRLIK (kg/m) / WEIGHT	Jxx cm <sup>4</sup>	Jyy cm <sup>4</sup>	L m
55 M 07	0,980	13,943	6,566	6
55 M 08	1,197	19,890	25,844	6
55 K 03	1,702	----	----	6



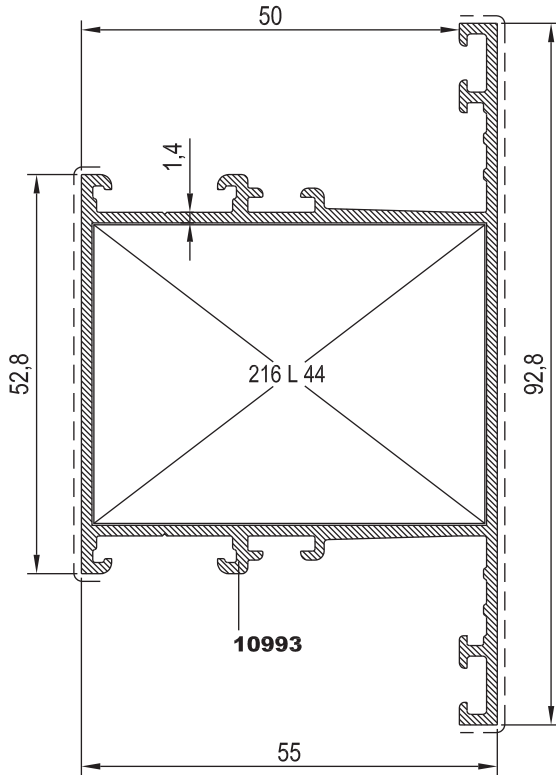
55 M 07



55 K 03



55 M 08



Nr		L m	KESİM ÖLÇÜSÜ CUTTING SIZE	AKS. KODU ACS. CODE
55 M 07	10992	25 L 28 (10542)	51,9 mm	216 L 28
55 M 08	10993	25 L 44 (10786)	51,9 mm	216 L 44

Nr		L m	KESİM ÖLÇÜSÜ	PARÇA KOD NUMARASI
55 M 07	10992	25 J 07(10652)	10,9 mm	152 J 07
55 M 08	10993	25 J 07(10652)	39,7 mm	187 J 07



01

02

03

04

05

06

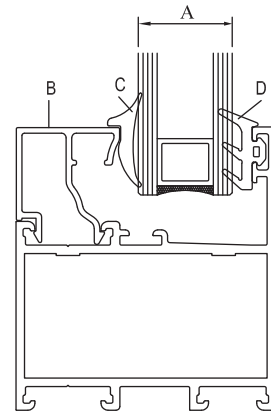
07

08

09

10

B, CAM ÇİTASI GLAZING BEAD	C, İÇ CAM FİTİLİ GLASS GASKET (IN)	A, CAM KALINLIĞI GLASS THICKNESS	D, DIŞ CAM FİTİLİ GLASS GASKET (OUT)
25 G 20	01.17.05	5 mm	01.16.02
25 G 20	01.17.04	6 mm	01.16.02
25 G 20	01.17.03	7 mm	01.16.02
25 G 19	01.17.04	8 mm	01.16.02
25 G 19	01.17.03	9 mm	01.16.02
25 G 08	01.17.04	10 mm	01.16.02
25 G 08	01.17.03	11 mm	01.16.02
25 G 18	01.17.04	12 mm	01.16.02
25 G 18	01.17.03	13 mm	01.16.02
25 G 17	01.17.04	14 mm	01.16.02
25 G 17	01.17.03	15 mm	01.16.02
25 G 16	01.17.04	16 mm	01.16.02
25 G 16	01.17.03	17 mm	01.16.02
25 G 15	01.17.04	18 mm	01.16.02
25 G 15	01.17.03	19 mm	01.16.02
25 G 14	01.17.04	20 mm	01.16.02
25 G 14	01.17.03	21 mm	01.16.02
25 G 13	01.17.04	22 mm	01.16.02
25 G 13	01.17.03	23 mm	01.16.02
25 G 12	01.17.04	24 mm	01.16.02
25 G 12	01.17.03	25 mm	01.16.02
25 G 09	01.17.04	26 mm	01.16.02
25 G 09	01.17.03	27 mm	01.16.02
25 G 10	01.17.04	28 mm	01.16.02
25 G 10	01.17.03	29 mm	01.16.02
25 G 11	01.17.04	30 mm	01.16.02
25 G 11	01.17.03	31 mm	01.16.02
25 G 28	01.17.05	32 mm	01.16.02
25 G 28	01.17.04	33 mm	01.16.02
25 G 21	01.17.05	34 mm	01.16.02
25 G 21	01.17.04	35 mm	01.16.02
25 G 21	01.17.03	36 mm	01.16.02






## TAKOZLAR (CLEATS)


PROFİL KODU (PROFILE CODE)	25 L 16	25 L 20	25 L 25	25 L 26
FABRİKA KODU (FACTORY CODE)	2061	2166	10539	10540
AĞIRLIK (WEIGHT)	3,554 kg/m	6,233 kg/m	8,384 kg/m	4,870 kg/m
ÇİZİM (DRAWING)				

PROFİL KODU (PROFILE CODE)	25 L 27	25 L 28	25 L 32	25 J 07
FABRİKA KODU (FACTORY CODE)	10541	10542	2430	10652
AĞIRLIK (WEIGHT)	13,237 kg/m	3,689 kg/m	3,702 kg/m	1,217 kg/m
ÇİZİM (DRAWING)				

## KÖŞE TAKOZLARI (CORNER CLEAT)

Nr		L m	KEŞİM ÖLÇÜSÜ CUTTING SIZE	AKS. KODU ACS. CODE
55 F 01	10532	25 L 16 (2061)	51,1 mm	148 L 16
55 F 02	10535	25 L 26 (10540)	50,7 mm	149 L 26
55 F 03	10704	25 L 16 (2061)	51,1 mm	148 L 16
55 F 04	10703	25 L 26 (10540)	50,7 mm	149 L 26
55 F 05	10709	25 L 26 (10540)	40,7 mm	180 L 26
55 F 06	10790	25 L 16 (2061)	51,1 mm	148 L 16
55 F 08	10988	25 L 16 (2061)	51,9 mm	216 L 16
55 F 09	10989	25 L 26 (10540)	51,9 mm	216 L 26
55 F 11	11177	25 L 16 (2061)	51,9 mm	216 L 16
55 F 13	11378	25 L 20 (2166)	51,1 mm	148 L 20
55 V 02	10551	25 L 20 (2166)	52,9 mm	145 L 20
55 V 03	10520	25 L 25 (10539)	52,2 mm	178 L 25
55 V 04	10547	25 L 25 (10539)	46,7 mm	147 L 25
55 V 05	10708	25 L 25 (10539)	42,2 mm	179 L 25
55 V 07	10836	25 L 25 (10539)	52,2 mm	178 L 25
55 V 08	10990	25 L 20 (2166)	53,6 mm	202 L 20
55 V 09	10991	25 L 44 (10786)	53,6 mm	202 L 44
55 V 10	10995	25 L 44 (10786)	53,6 mm	202 L 44
55 M 01	10534	25 L 28 (10542)	51,1 mm	148 L 28
55 M 02	10531	25 L 16 (2061)	51,1 mm	148 L 16
55 M 03	10514	25 L 27 (10541)	50,7 mm	149 L 27
55 M 06	10758	25 L 16 (2061)	51,1 mm	148 L 16
55 M 07	10992	25 L 28 (10542)	51,9 mm	216 L 28
55 M 08	10993	25 L 44 (10786)	51,9 mm	216 L 44

## ORTA KAYIT BAĞLANTI (MULLION CONNECTION PIECE)

Nr		L m	KEŞİM ÖLÇÜSÜ CUTTING SIZE	AKS. KODU ACS. CODE
55 M 01	10534	25 J 07(10652)	10,9 mm	152 J 07
55 M 02	10531	25 J 07(10652)	25,5 mm	135 J 07
55 M 03	10514	25 J 07(10652)	46,5 mm	154 J 07
55 M 04	10515	25 J 07(10652)	70,1 mm	155 J 07
55 M 05	10601	25 J 07(10652)	15,1 mm	153 J 07
55 M 06	10758	25 J 07(10652)	25,5 mm	135 J 07
55 M 07	10992	25 J 07(10652)	10,9 mm	152 J 07
55 M 08	10993	25 J 07(10652)	39,7 mm	187 J 07
55 K 01	10516	25 J 07(10652)	110,1 mm	156 J 07



01

02

03

04

05

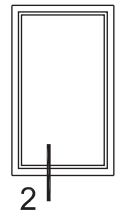
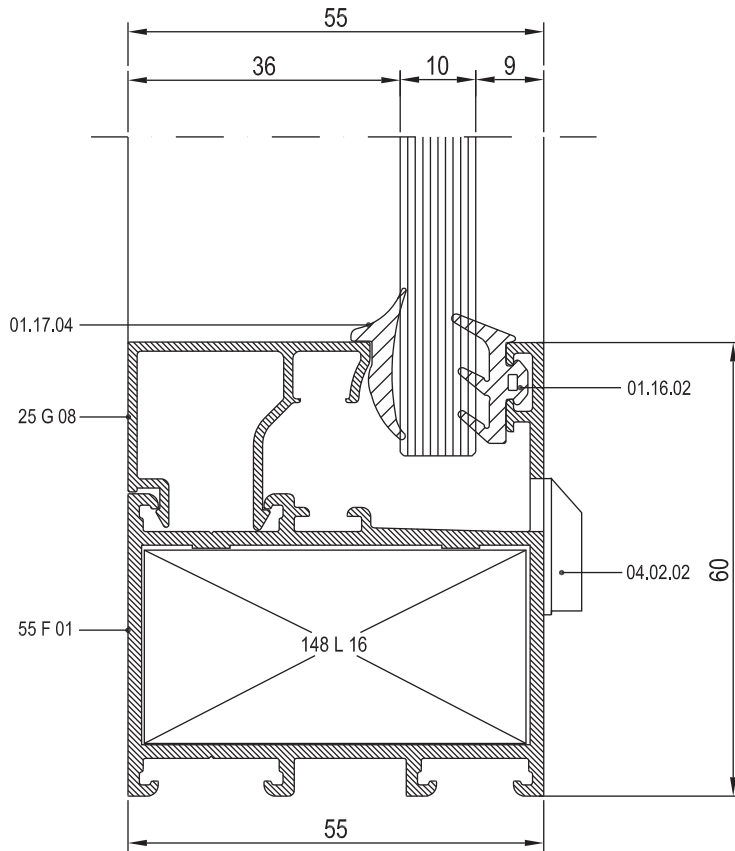
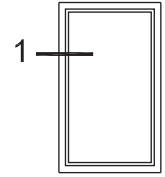
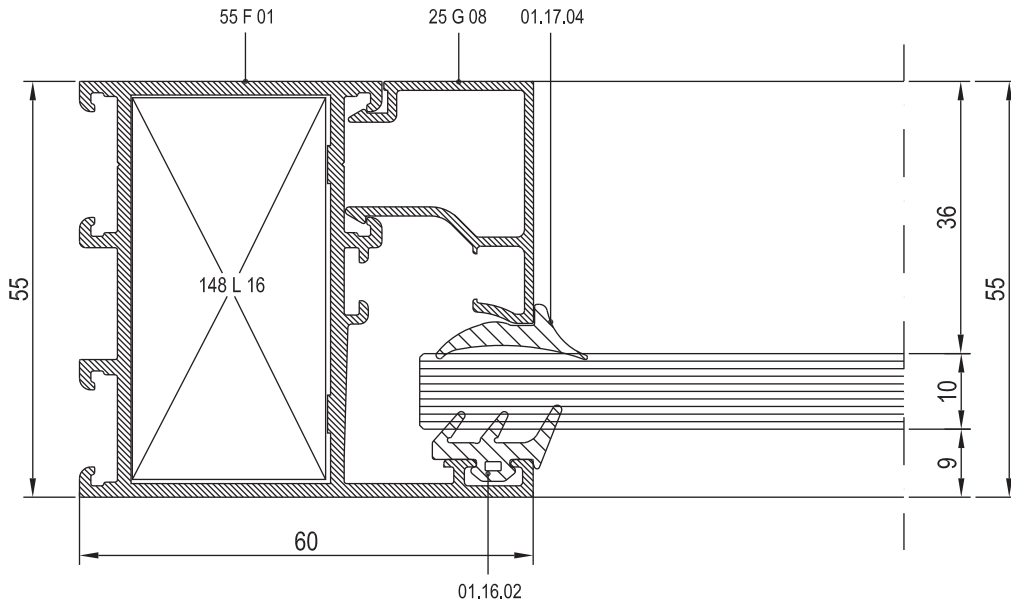
06

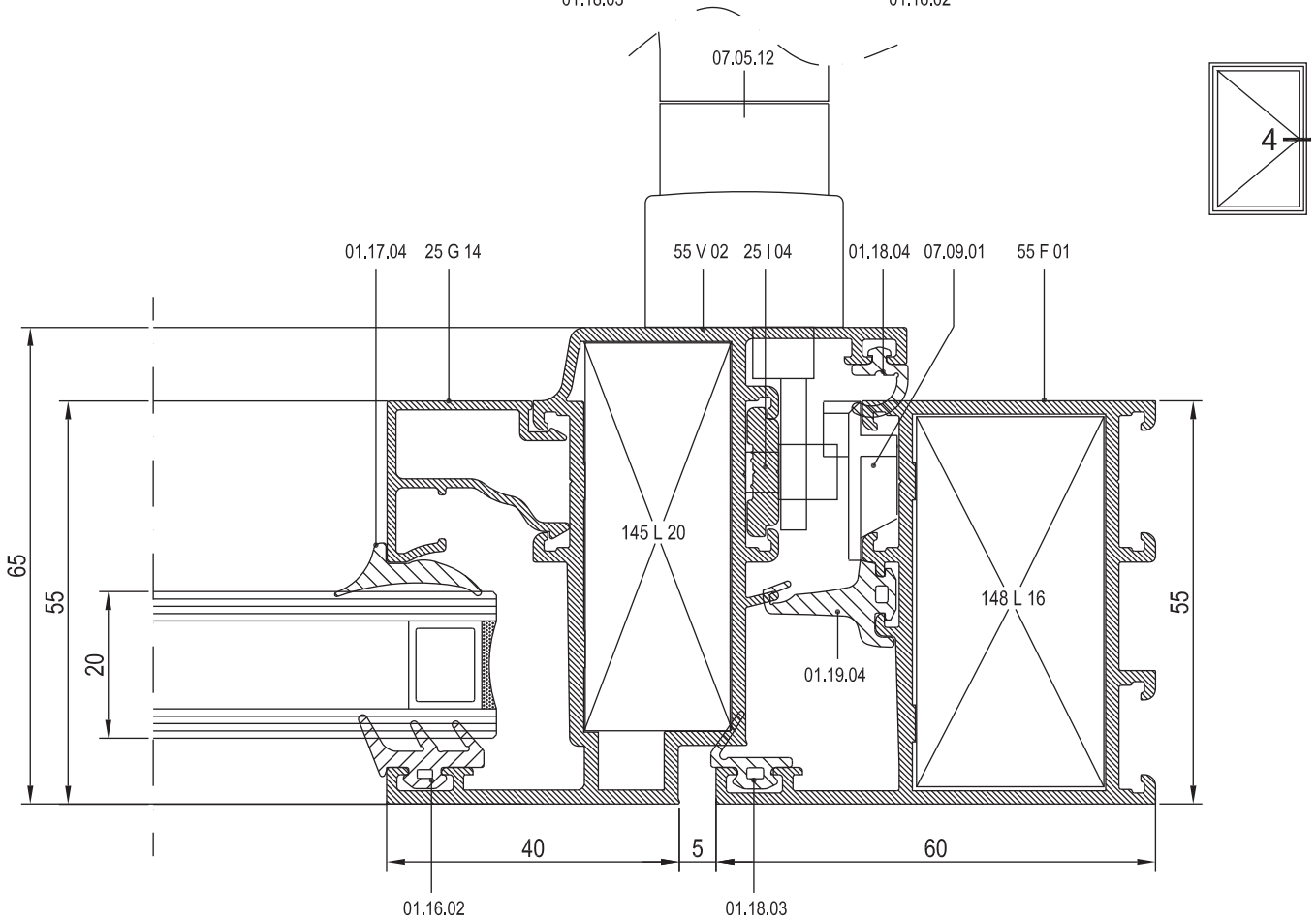
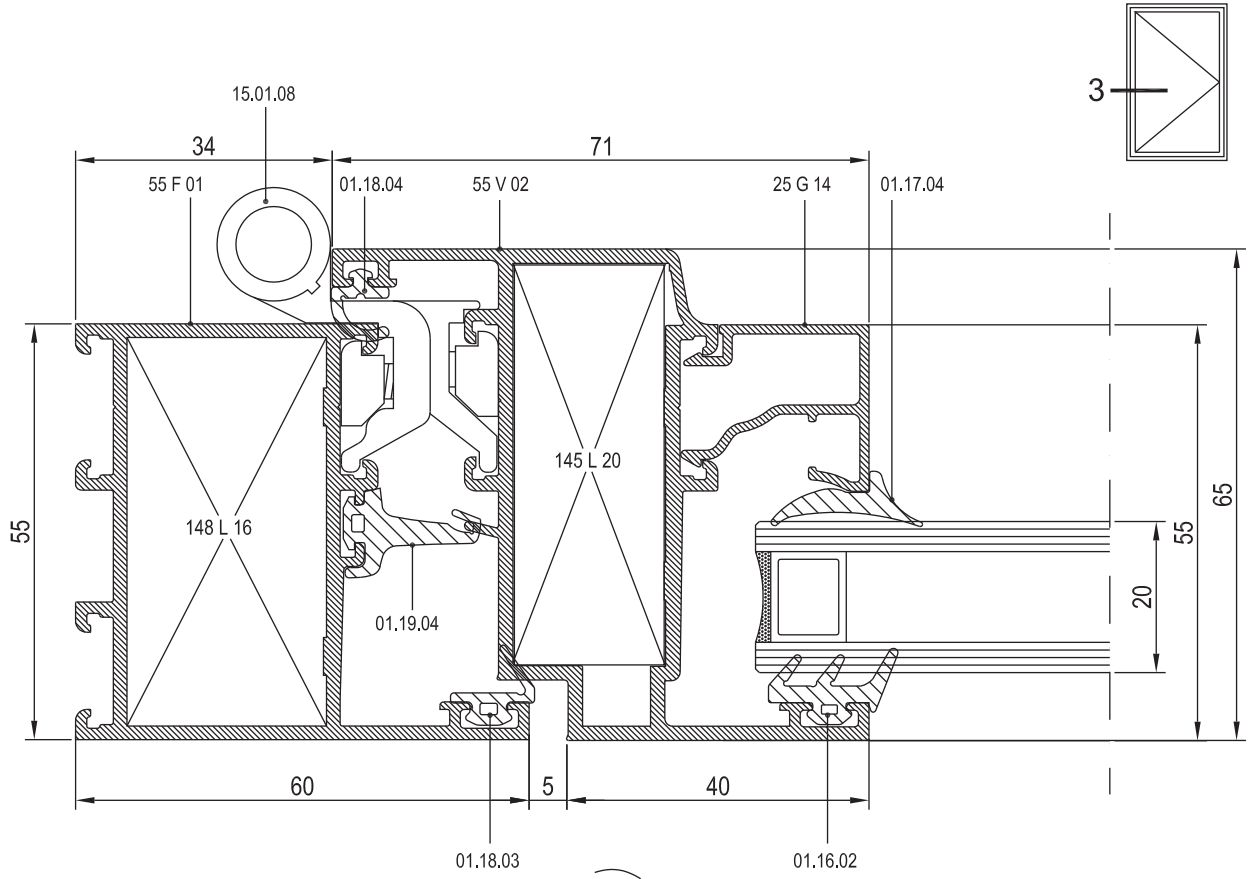
07

08

09

10





01

02

03

04

05

06

07

08

09

10



01

02

03

04

05

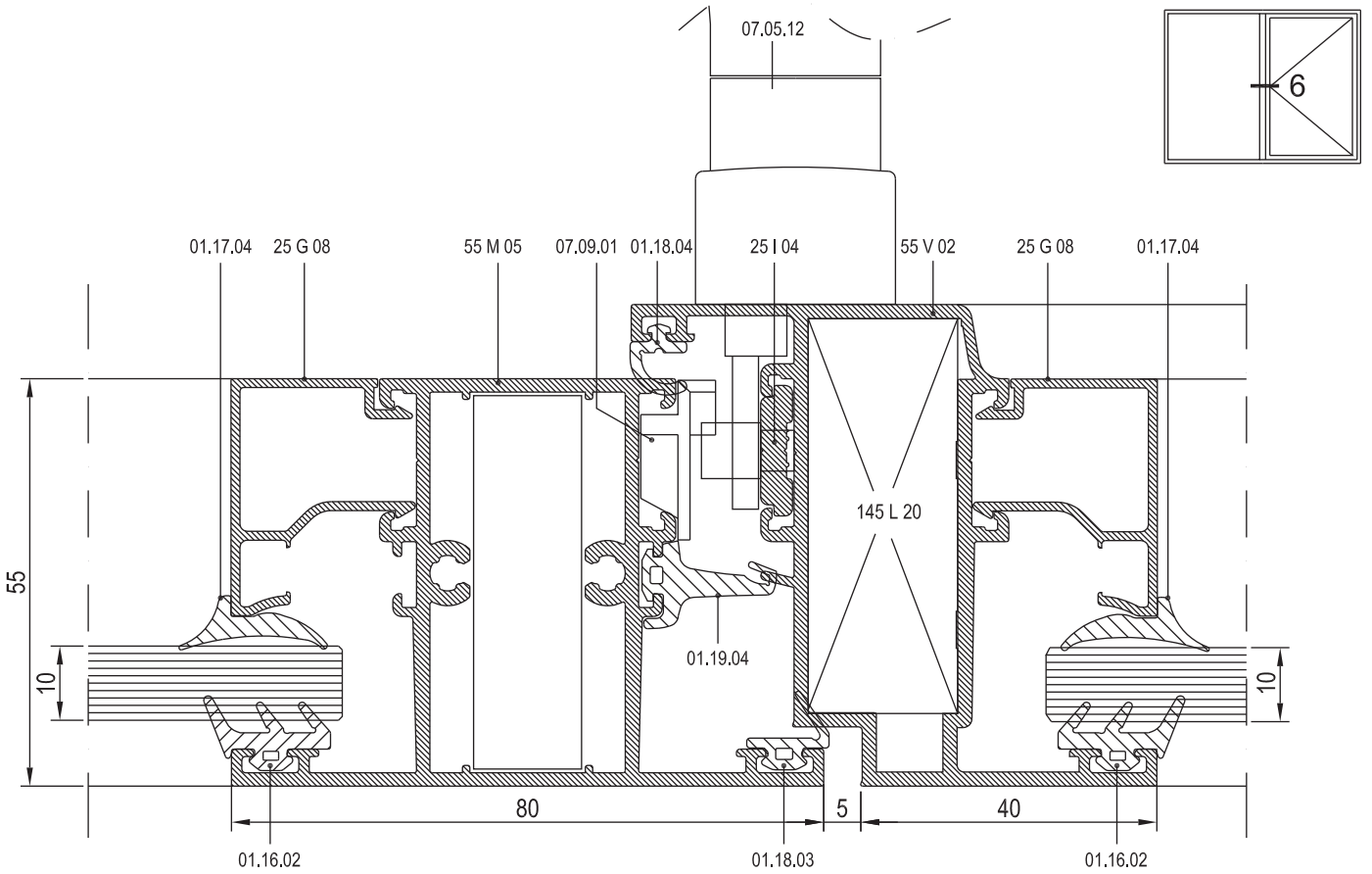
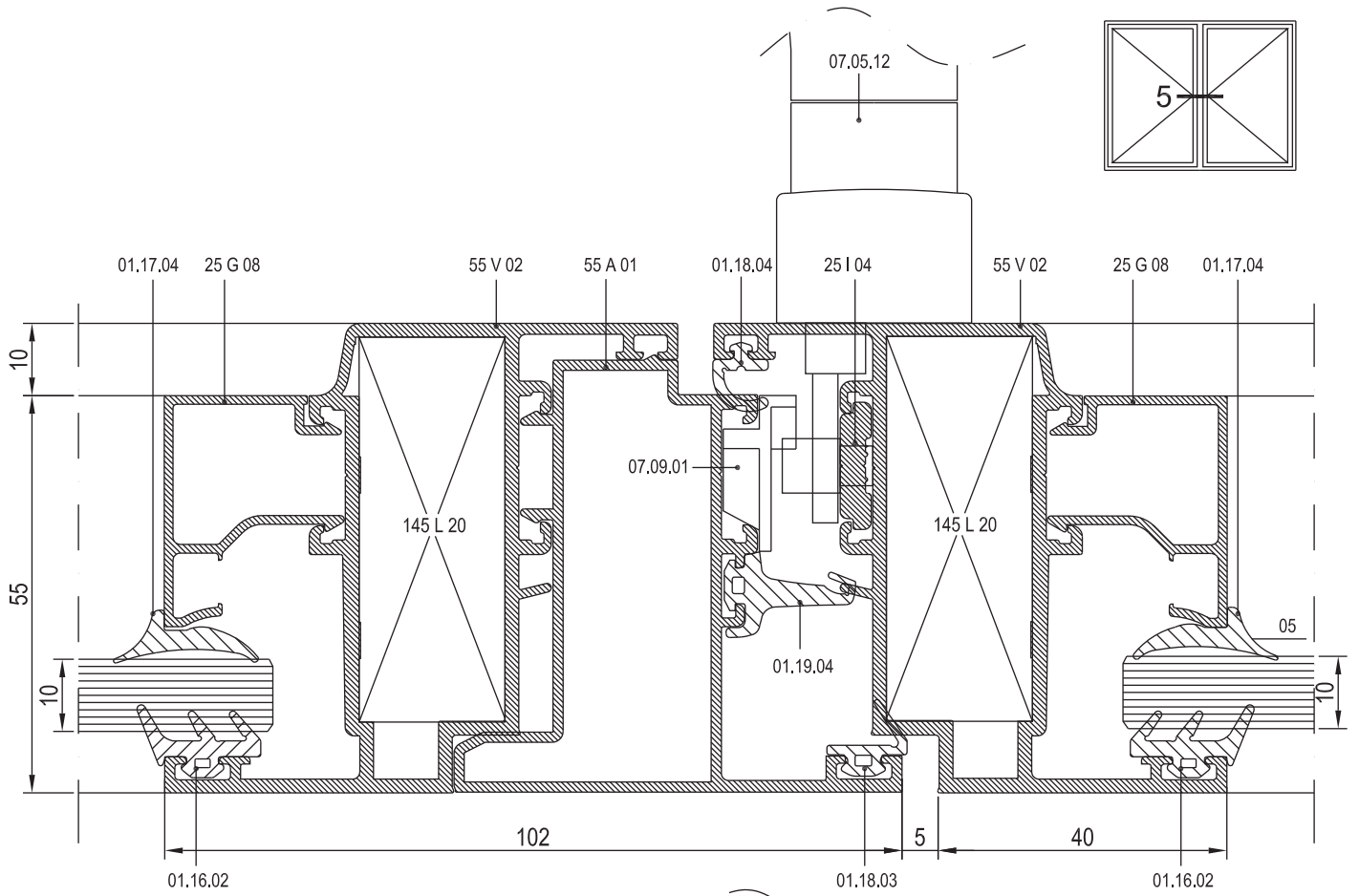
06

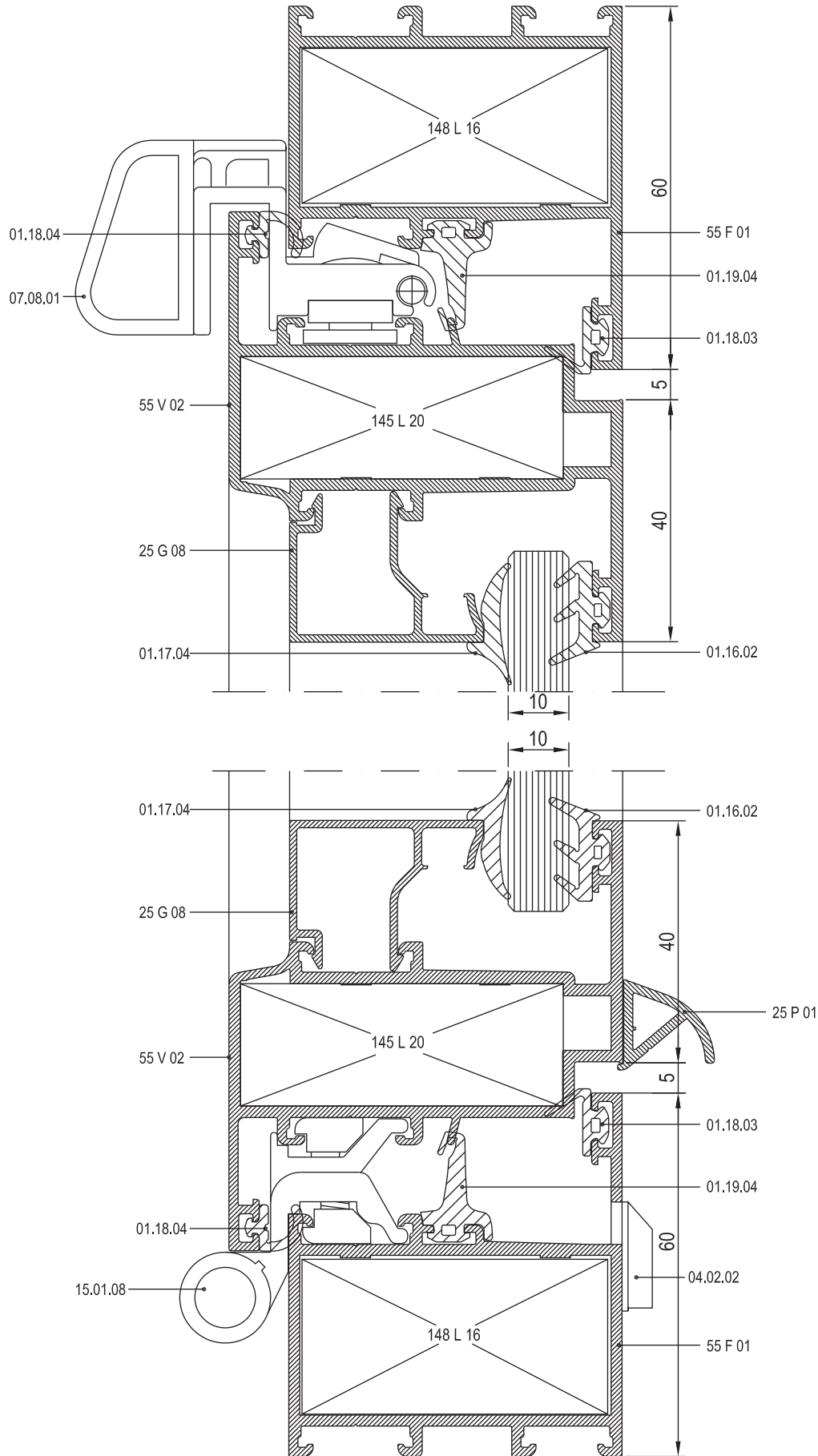
07

08

09

10





01

02

03

04

05

06

07

08

09

10



01

02

03

04

05

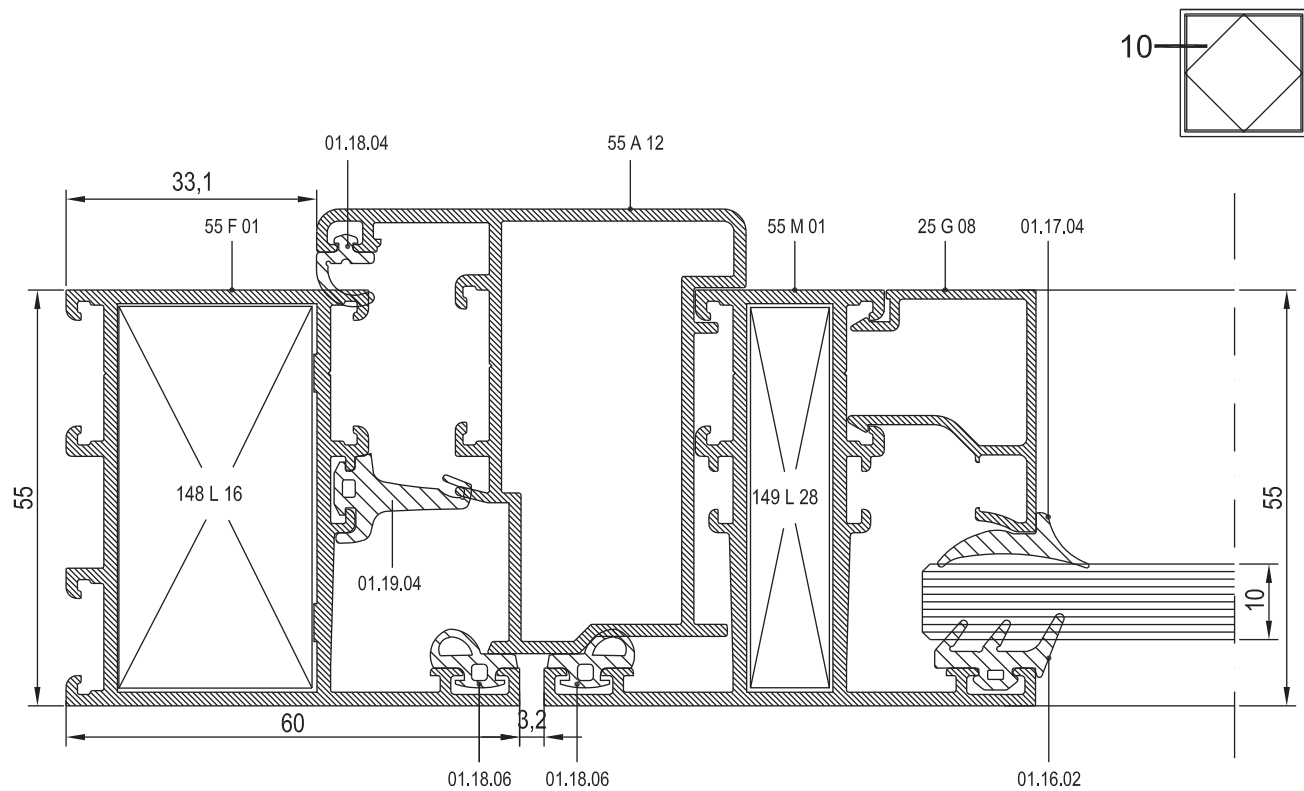
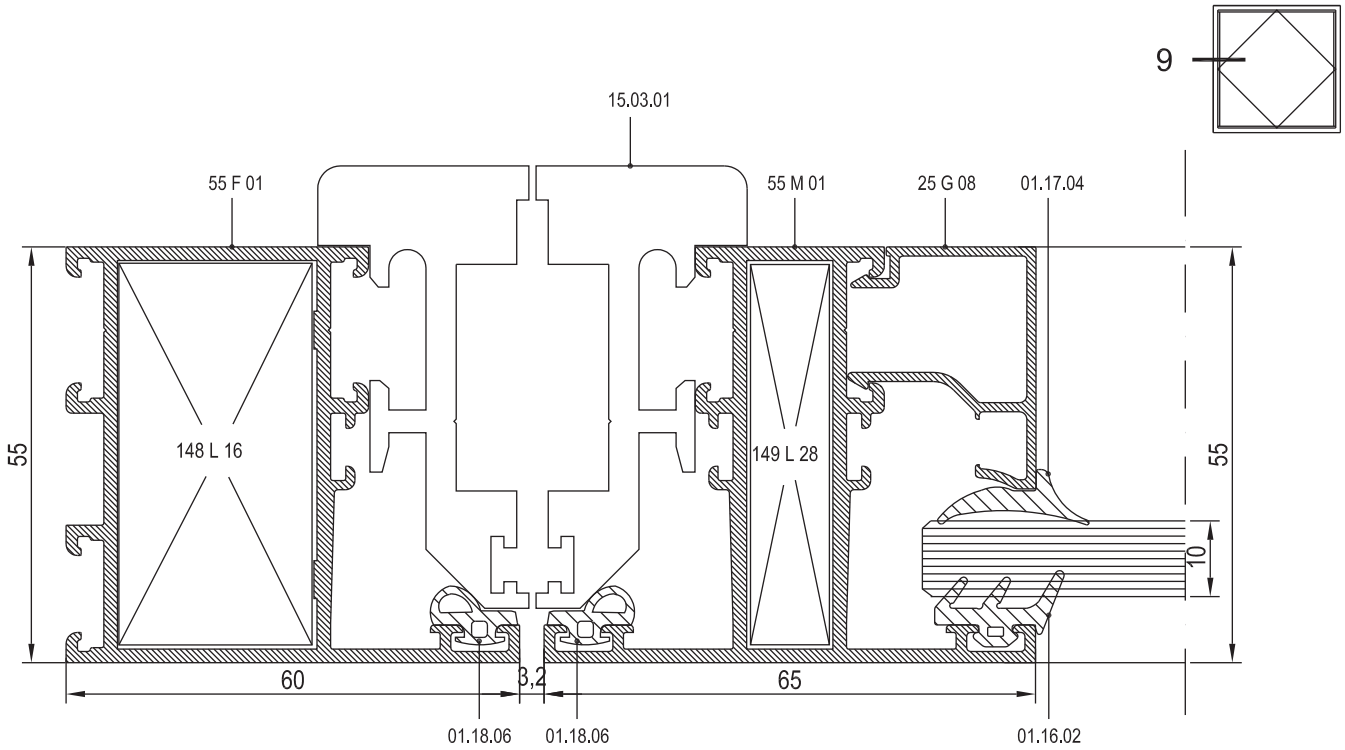
06

07

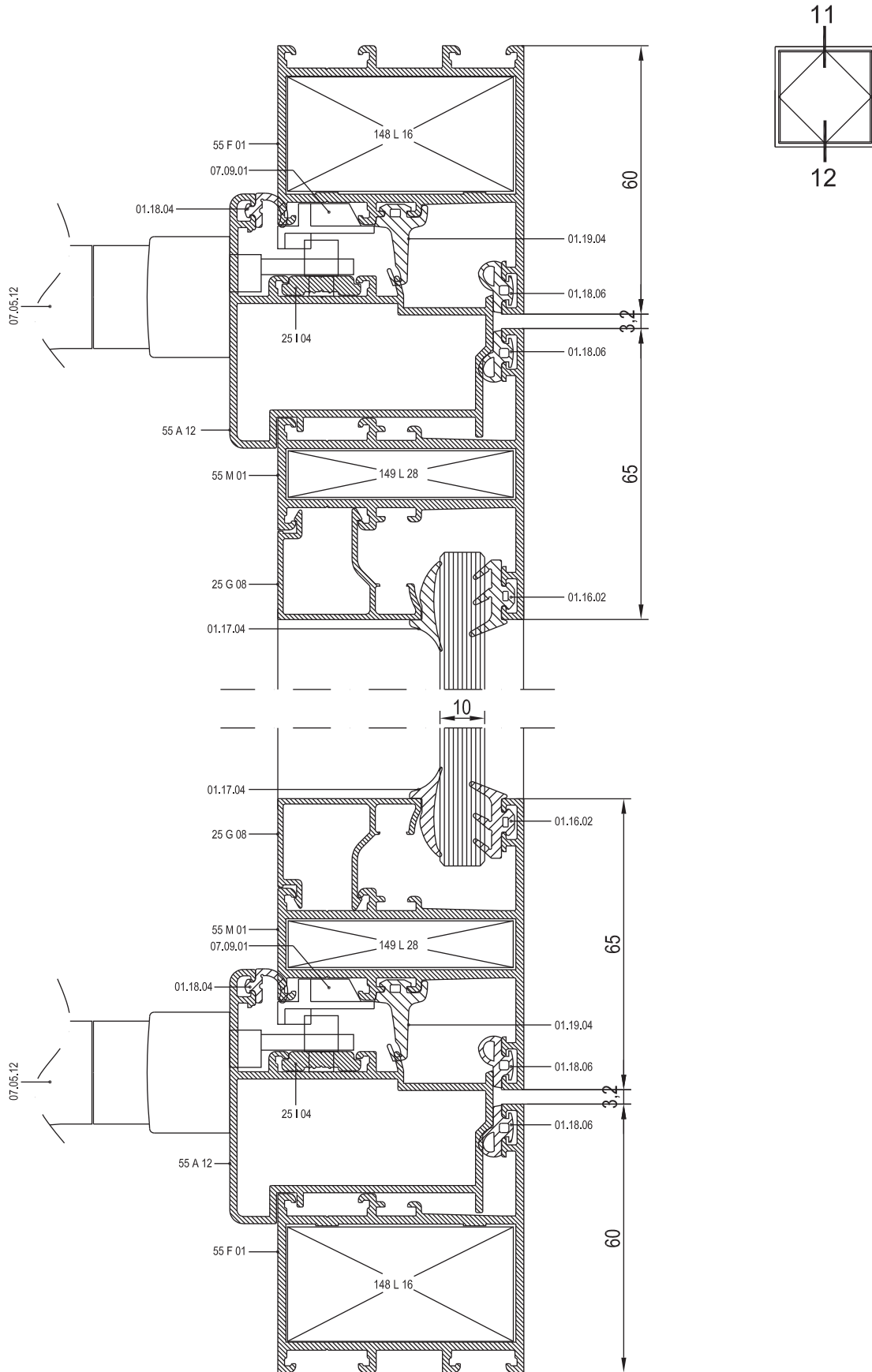
08

09

10







ÖLÇEK: 3/4



01

02

03

04

05

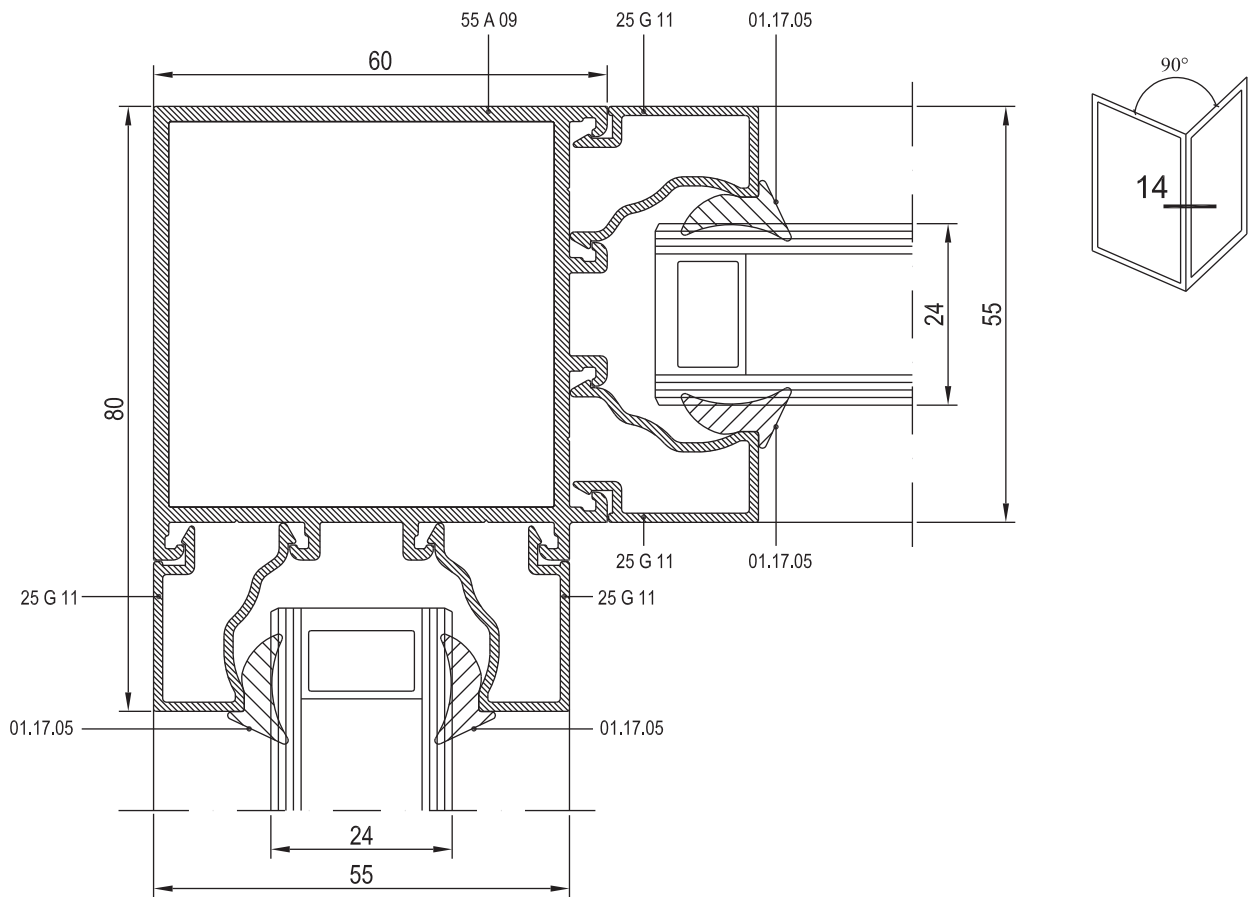
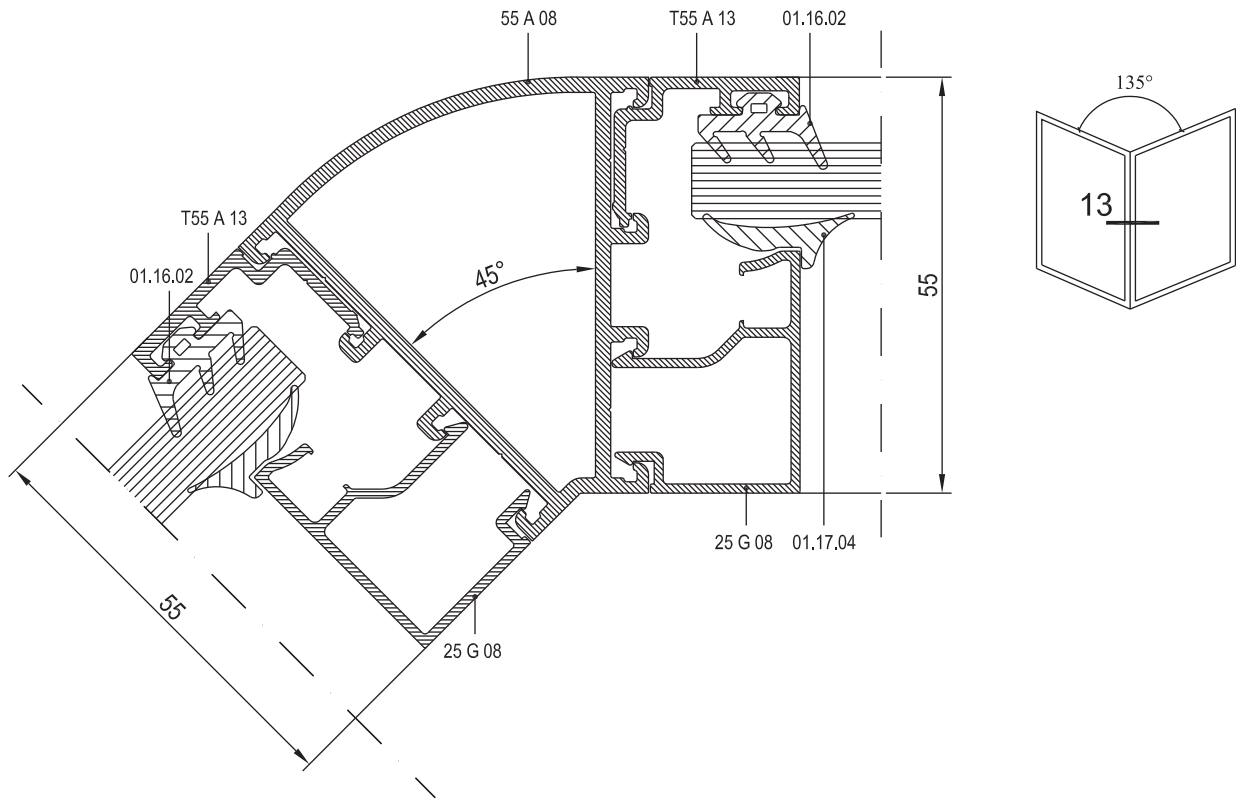
06

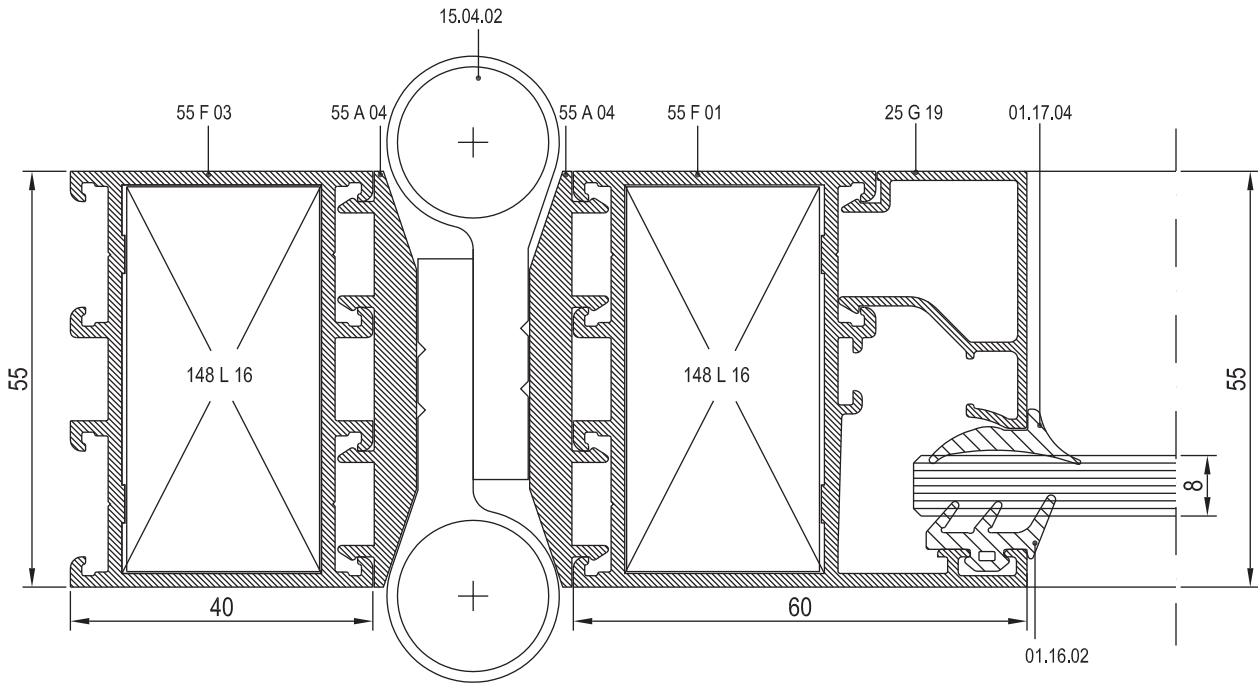
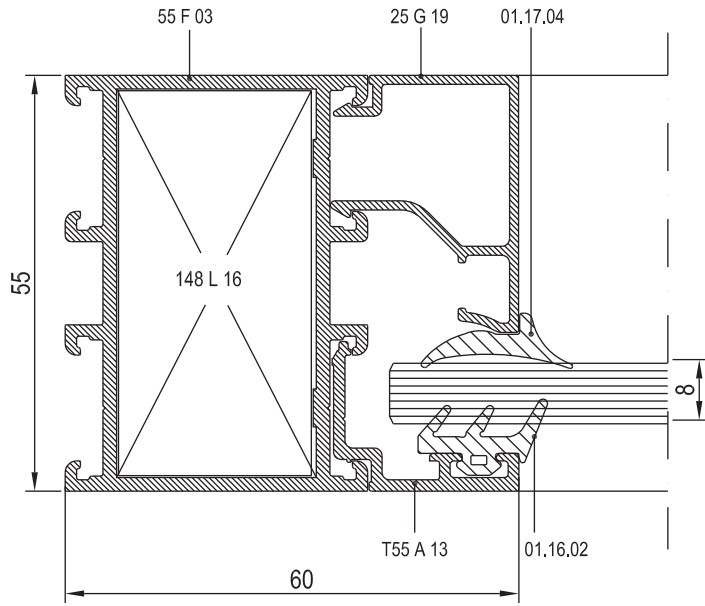
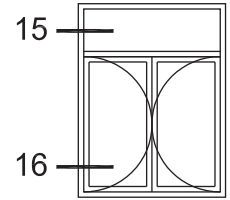
07

08

09

10





01

02

03

04

05

06

07

08

09

10



01

02

03

04

05

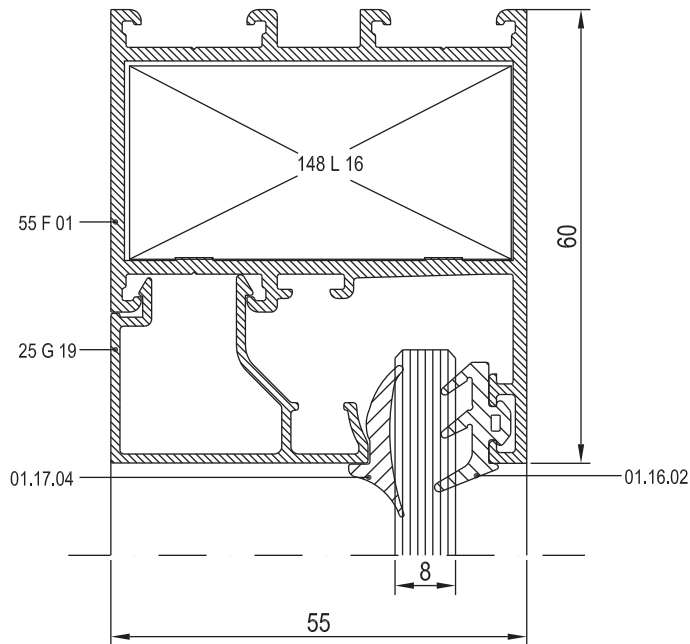

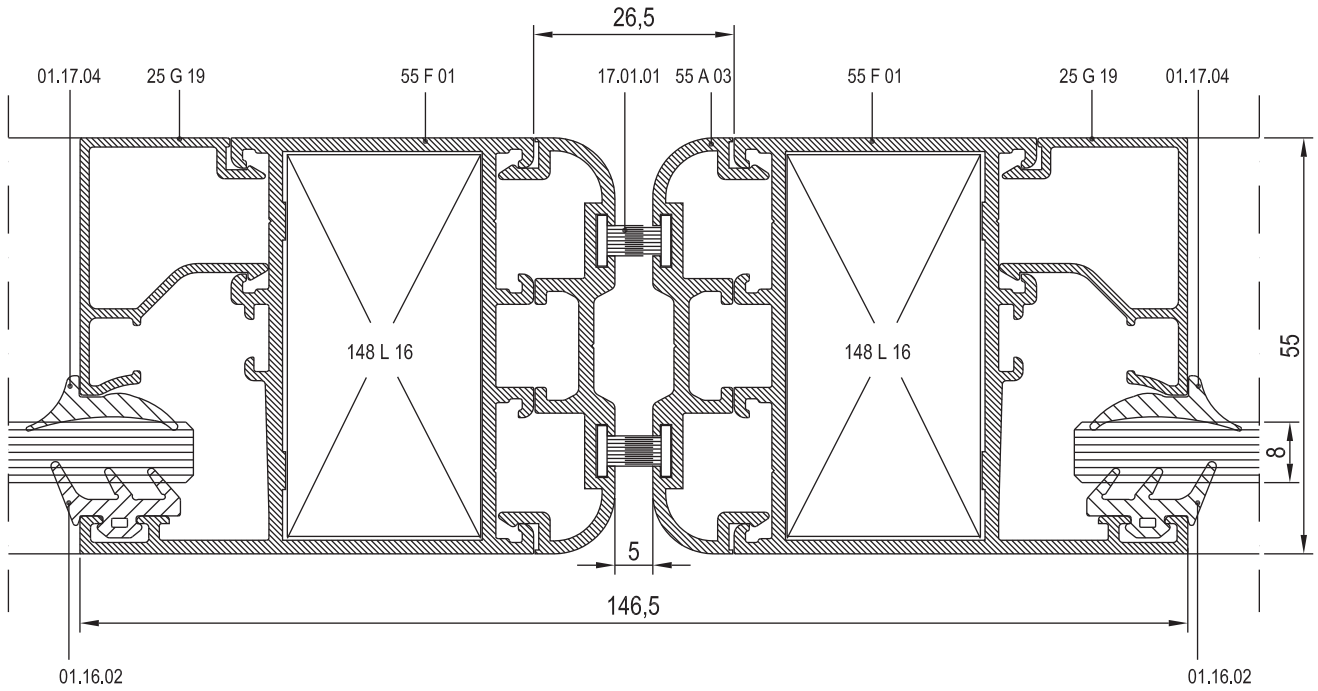

06

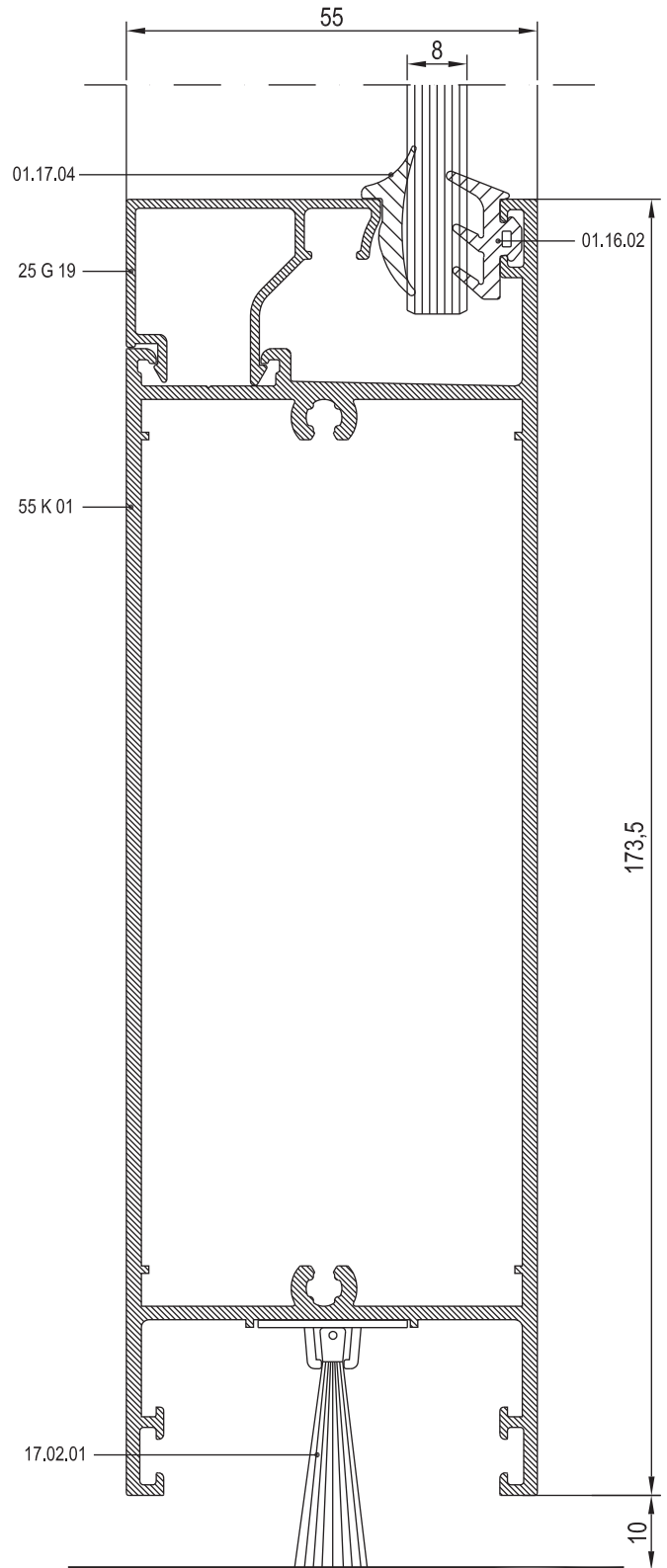
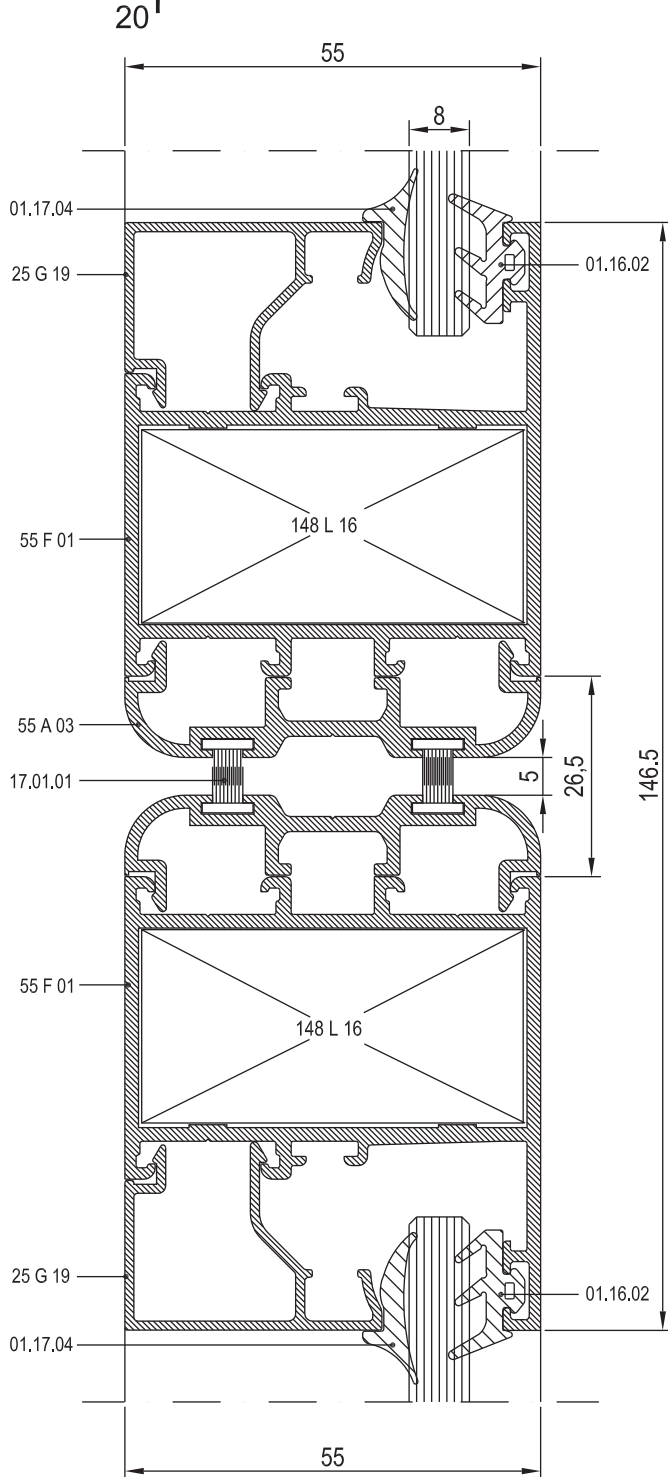

07

08

09

10





01

02

03

04

05

06

07

08

09

10



01

02

03

04

05

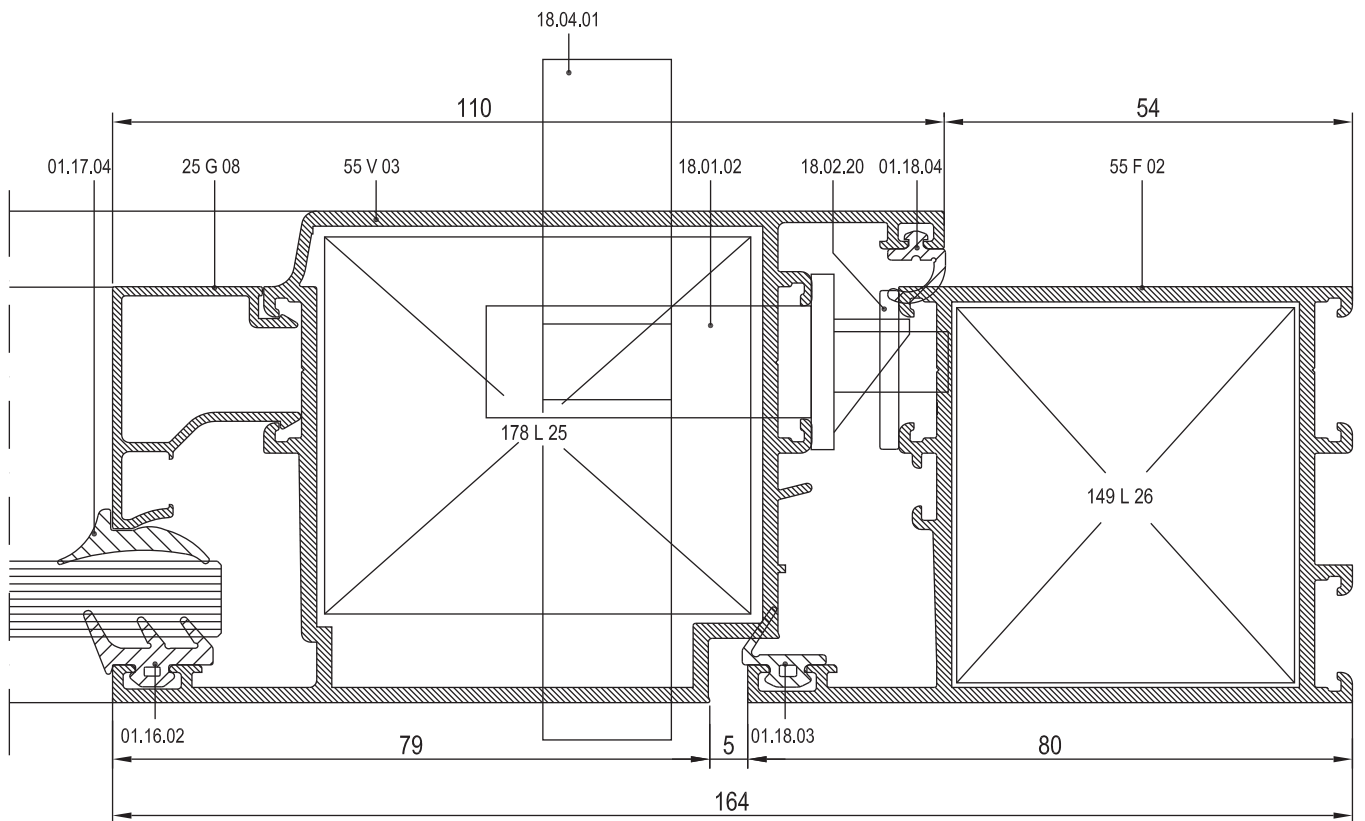
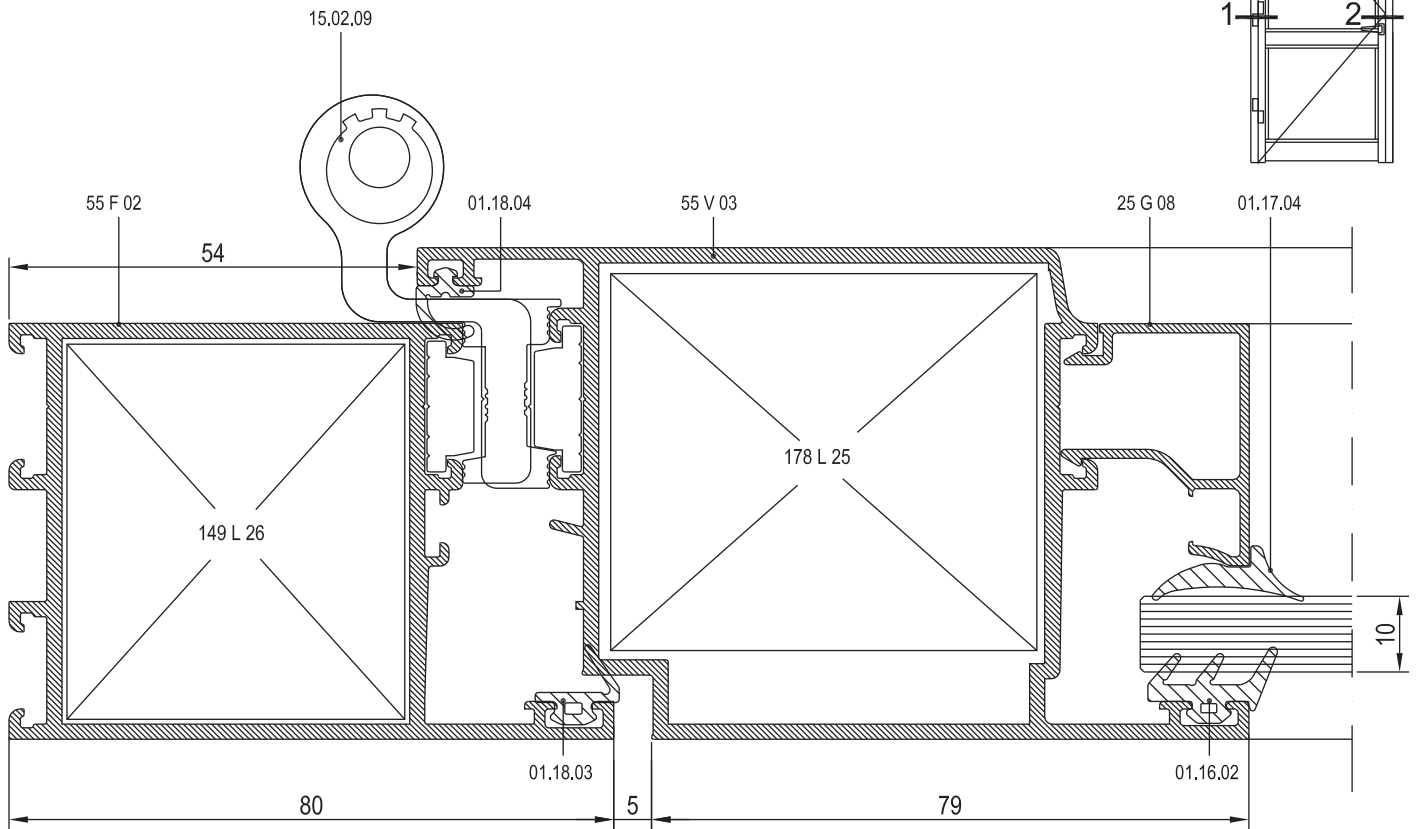
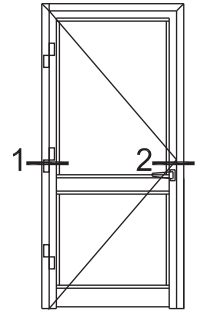
06

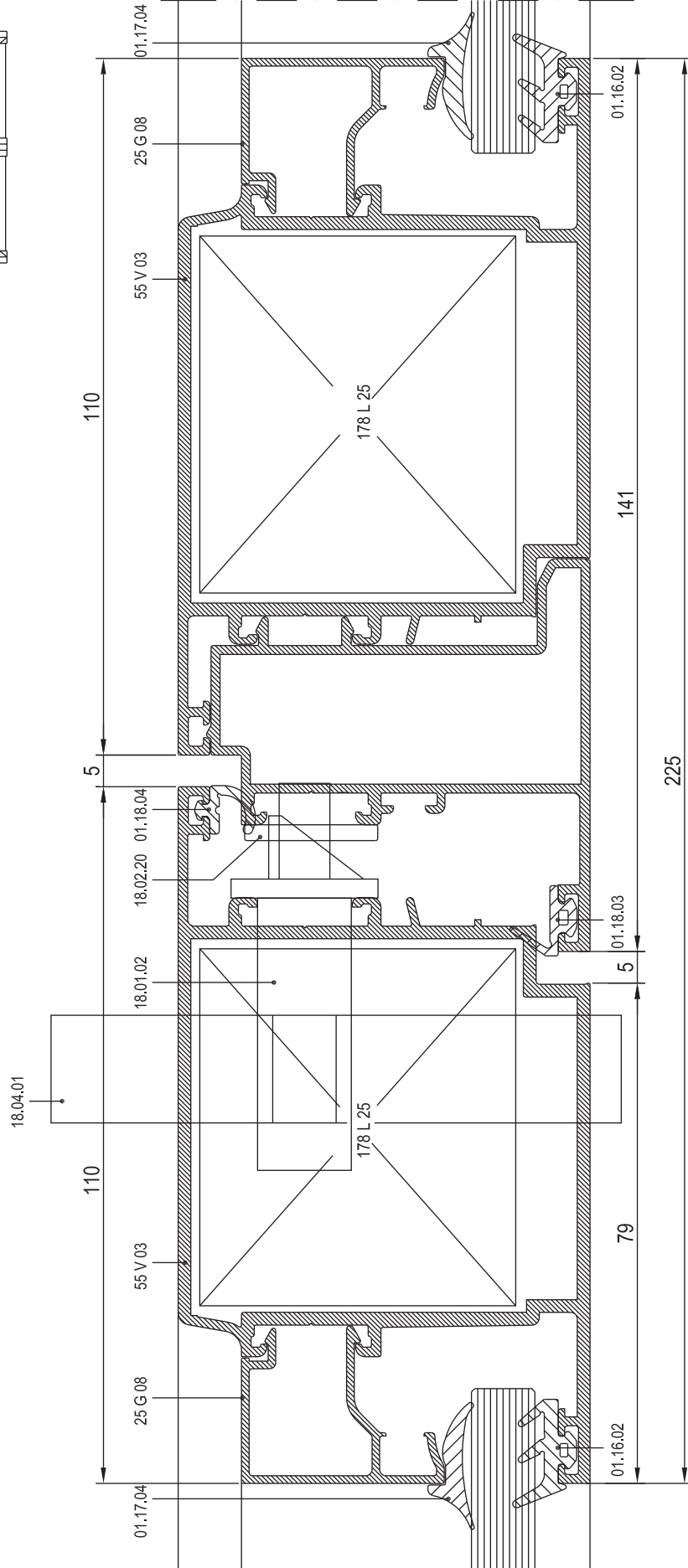
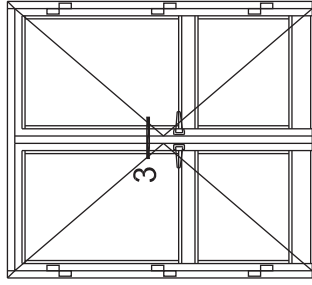
07

08

09

10





01

02

03

04

05

06

07

08

09

10



01

02

03

04

05

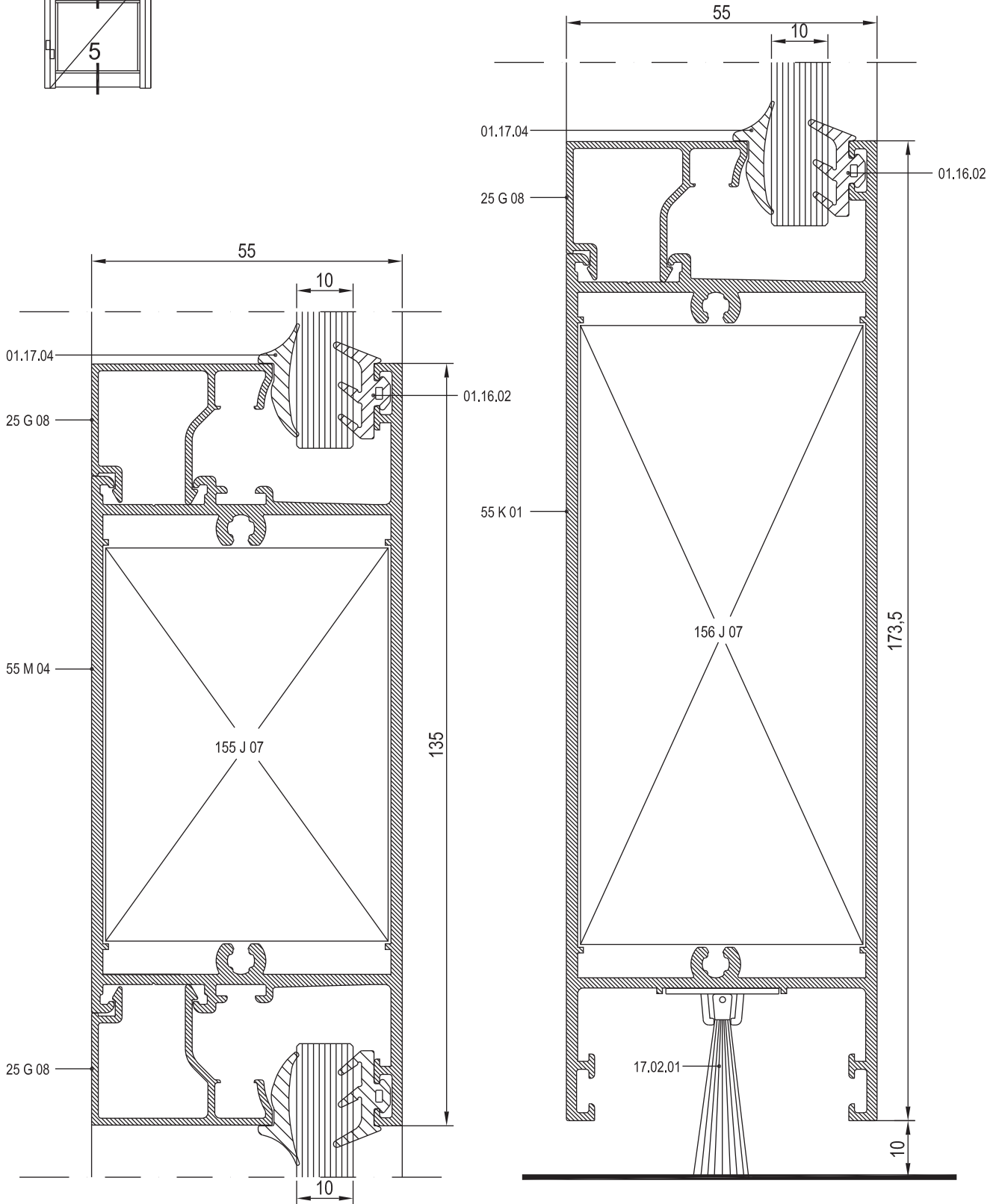
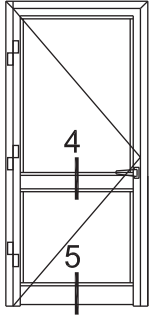
06

07

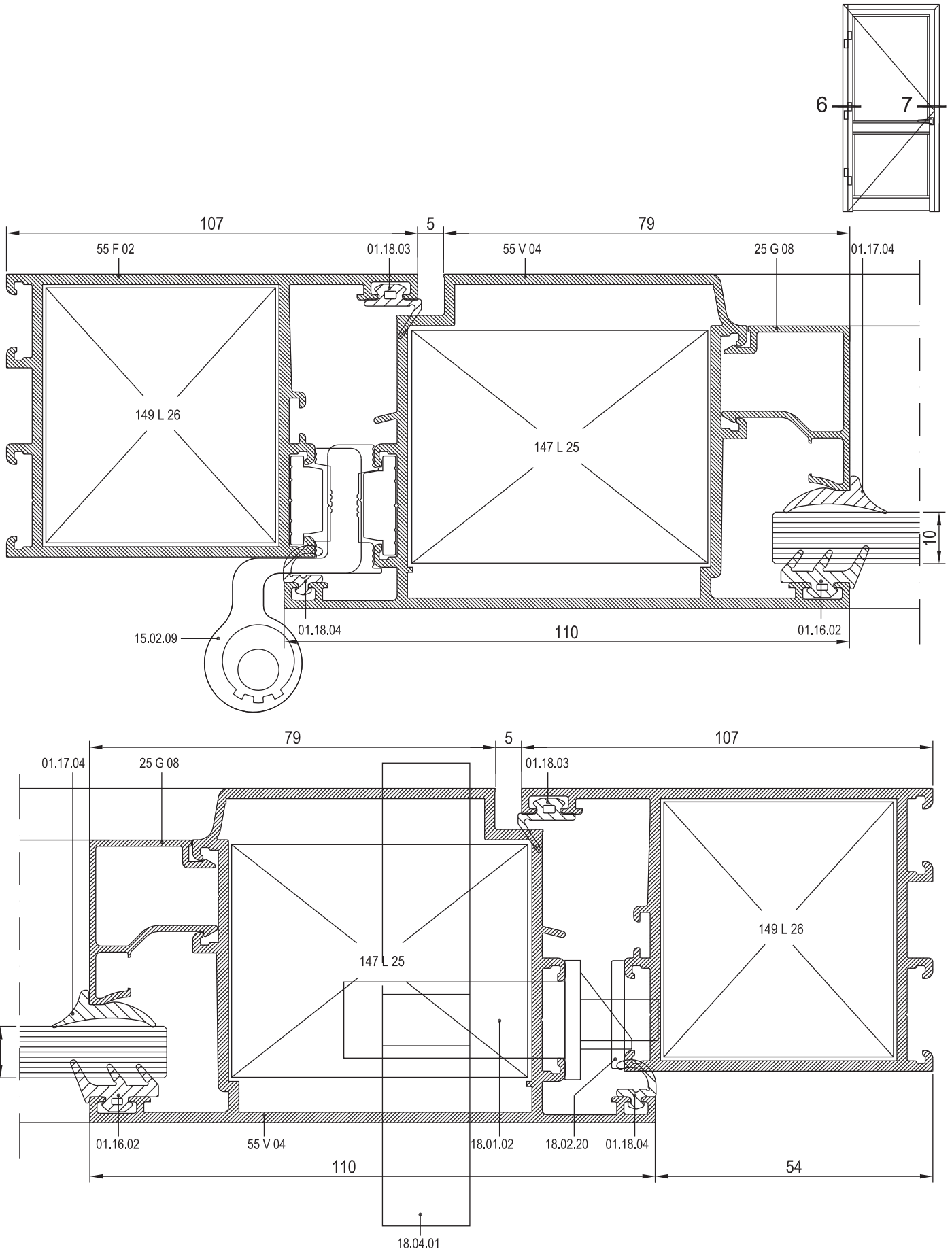
08

09

10







01

02

03

04

05

06

07

08

09

10



01

02

03

04

05

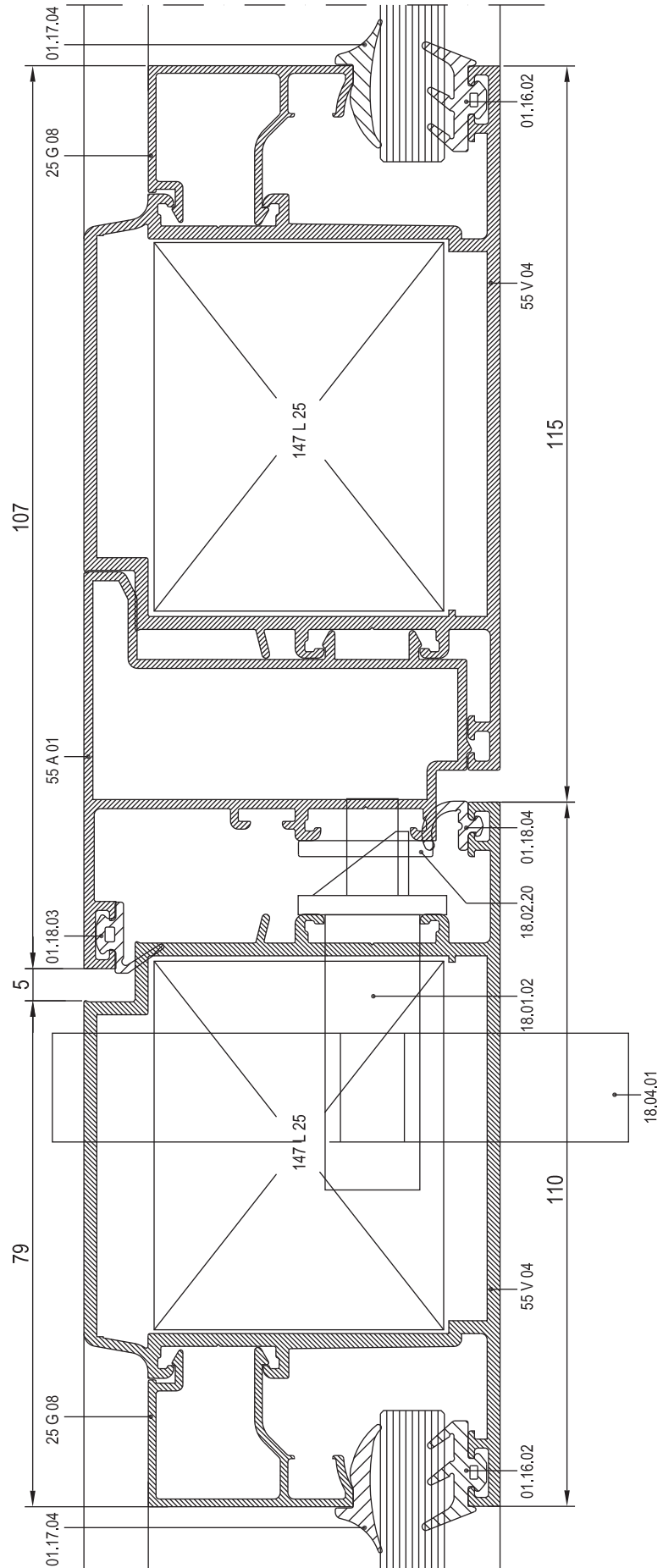
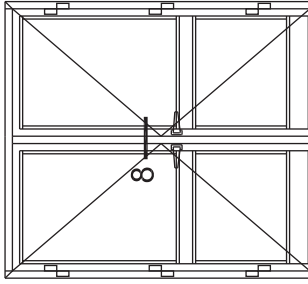
06

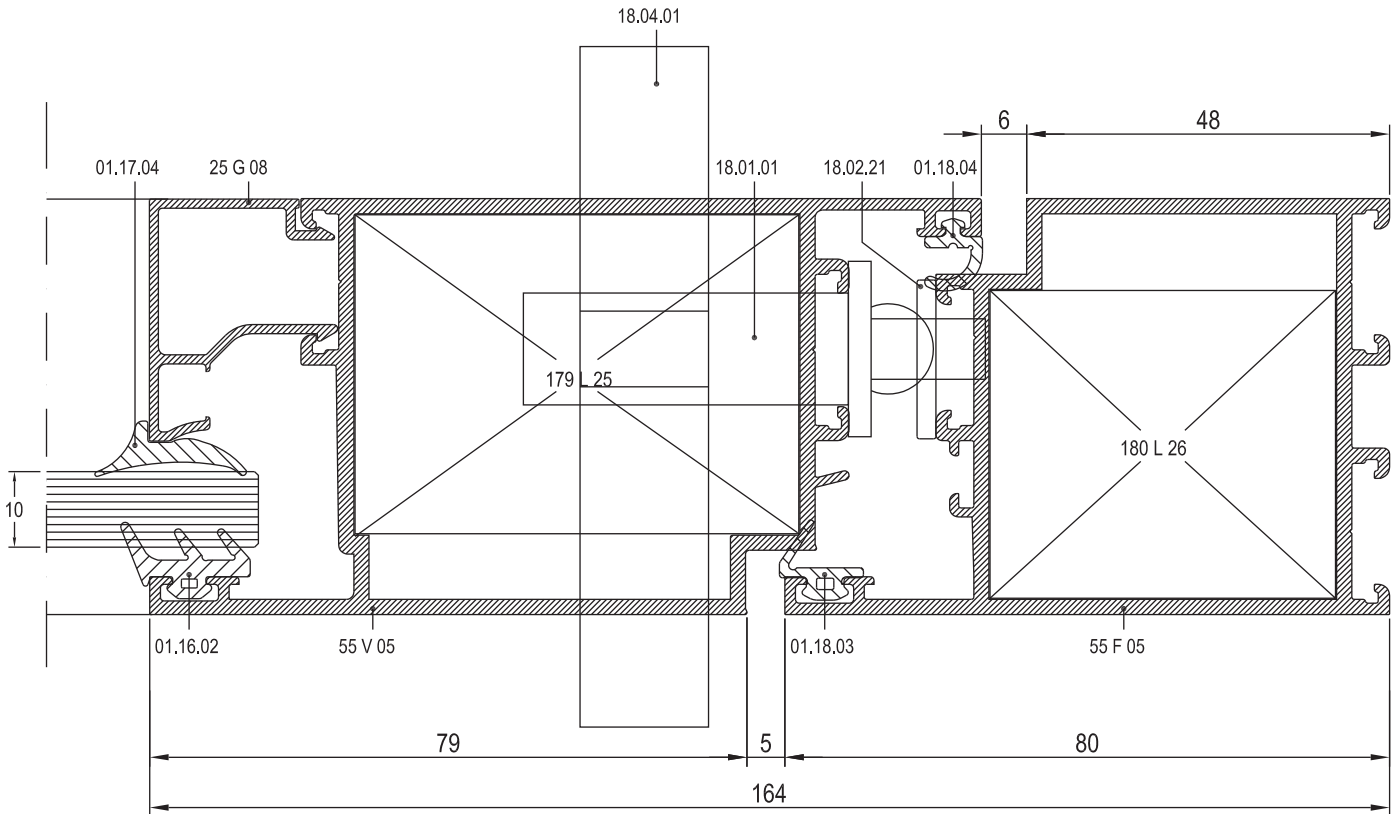
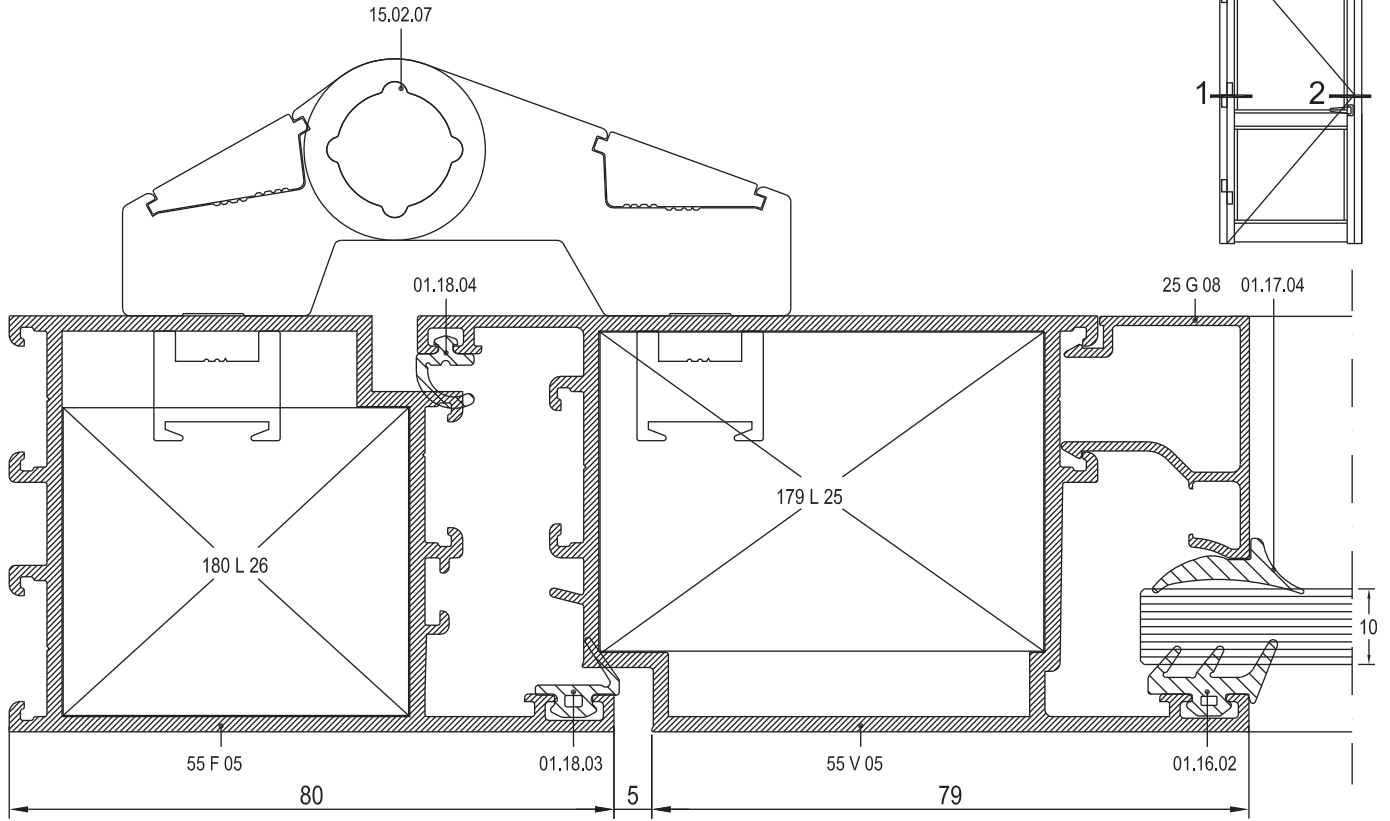
07

08

09

10





01

02

03

04

05

06

07

08

09

10



01

02

03

04

05

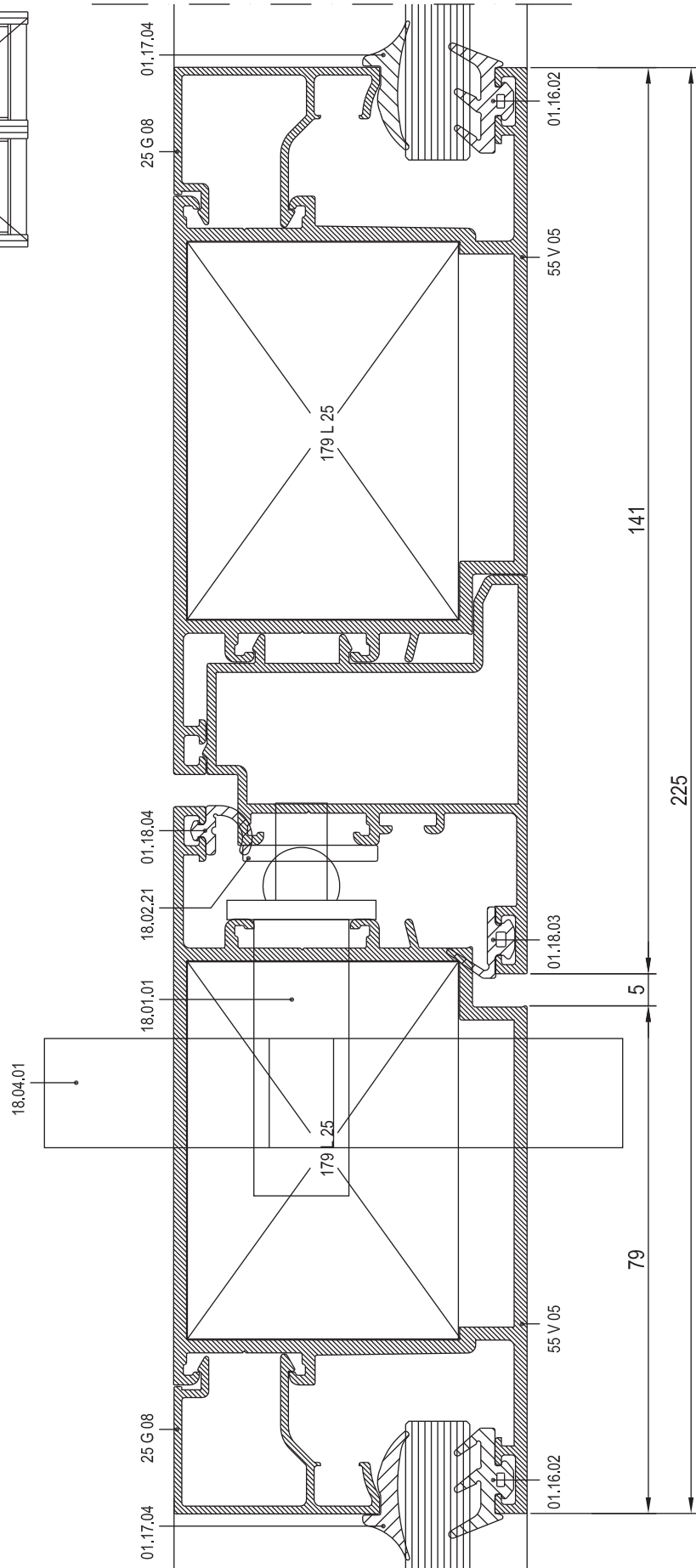
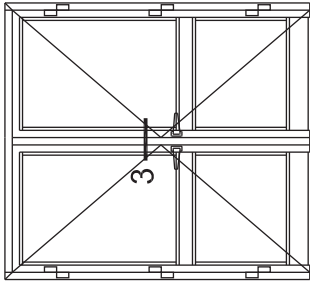
06

07

08

09

10







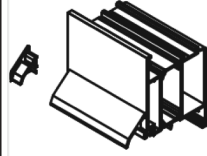
	<b>01.16.02</b> DIŐ CAM FITİLİ GLAZING GASKET (OUTSIDE) EPDM 90 gr/m			<b>01.19.04</b> TOZLUK FITİLİ CENTRAL GASKET EPDM 111 gr/m		01
	<b>01.17.03</b> IÇ CAM FITİLİ GLAZING GASKET (INSIDE) EPDM 46 gr/m			<b>01.19.06</b> ÇITA KANAL FITİLİ ADAPTER GASKET EPDM 71 gr/m		02
	<b>01.17.04</b> IÇ CAM FITİLİ GLAZING GASKET (INSIDE) EPDM 55 gr/m			<b>01.20.04</b> EŐİK FITİLİ THRESHOLD GASKET EPDM 125 gr/m		03
	<b>01.17.05</b> IÇ CAM FITİLİ GLAZING GASKET (INSIDE) EPDM 60 gr/m			<b>04.02.02</b> TAHLİYE KAPAĐI DRAINAGE COVER		04
	<b>01.18.03</b> BİNİ FITİLİ ACOUSTICAL GASKET EPDM 53 gr/m			<b>04.06.27A</b> ADAPTÖR KAPAĐI ADAPTER CAP SİYAH BLACK		05
	<b>01.18.04</b> IÇ BİNİ FITİLİ ACOUSTICAL GASKET EPDM 41 gr/m			<b>04.06.27B</b> ADAPTÖR KAPAĐI ADAPTER CAP SİYAH BLACK		06
	<b>01.18.06</b> ADAPTÖR FITİLİ ADAPTER GASKET EPDM 50 gr/m			<b>04.10.16A</b> DAMLALIK YAN KAPAĐI DROPPER SIDE CAP SİYAH BLACK		07
						08
						09
						10



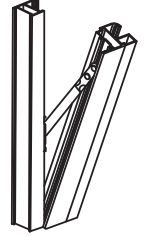
01




04.10.16B

DAMLALIK YAN KAPAĞI  
DROPPER SIDE CAP  
SİYAH  
BLACK

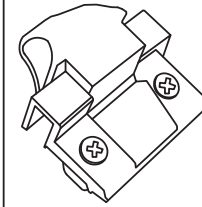
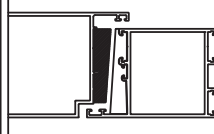
07.07.02

VASİSTAS MAKAS  
VASİSTAS ACCESSORY  
SİYAH-BEYAZ-GRİ  
BLACK-WHITE-GREY

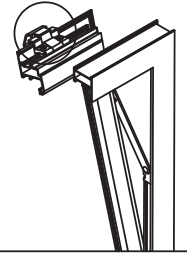
02



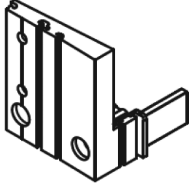
04.13.08A

KANAT YAN KAPAK (SOL)  
VENT SIDE CAP (LEFT)  
SİYAH  
BLACK

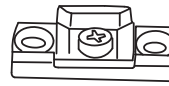
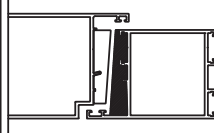
07.08.01

VASİSTAS MANDALI  
VASİSTAS SPRING  
SİYAH-BEYAZ  
BLACK-WHITE

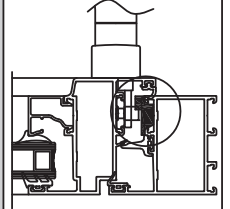
03



04.13.08B

EŞİK YAN KAPAK (SOL)  
THRESHOLD SIDE CAP (LEFT)  
SİYAH  
BLACK

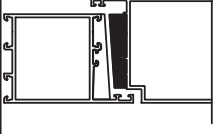
07.09.01

AYARLI PİM KARŞILIĞI  
LOCK PLATE

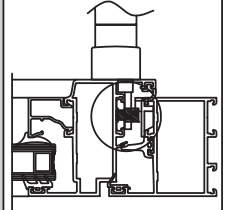
04



04.13.08A

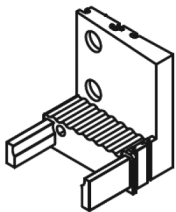
KANAT YAN KAPAK (SAĞ)  
VENT SIDE CAP (RIGHT)  
SİYAH  
BLACK

07.13.02

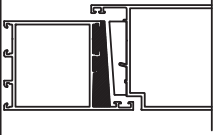
ORTA GÖBEK PİM  
CENTRAL LOCK PIN

05

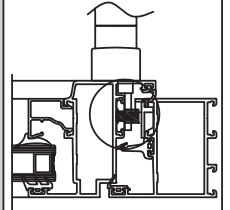
06



04.13.08B

EŞİK YAN KAPAK (SOL)  
THRESHOLD SIDE CAP (RIGHT)  
SİYAH  
BLACK

07.13.03


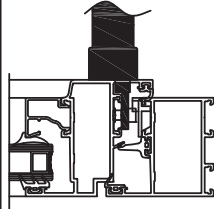
TIJ PİM  
LOCK PIN

07

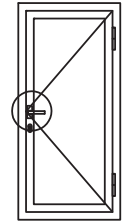
08



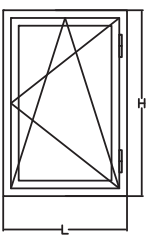
07.05.12

İSPANYOLET KOL ÇİFT DİLLİ  
WINDOW HANDLE  
SİYAH-BEYAZ-GRİ  
BLACK-WHITE-GREY

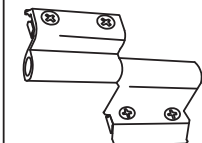
07.14.04

KAPI KOLU (İTHAL)  
DOOR HANDLE  
SİYAH-BEYAZ-GRİ  
BLACK-WHITE-GREY

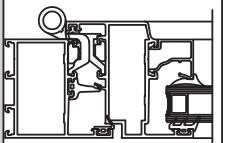
09



07.06.60.

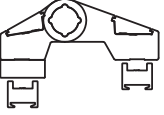
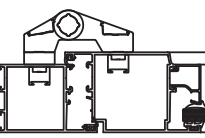
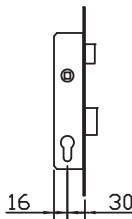
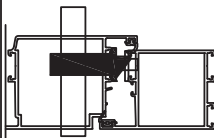

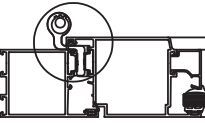

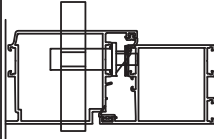
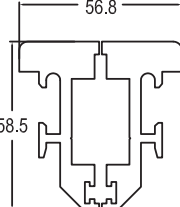
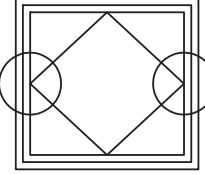

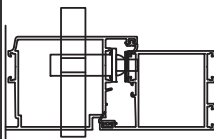
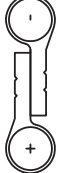
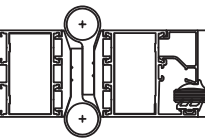

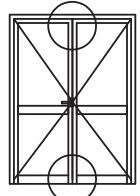

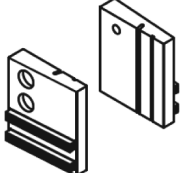
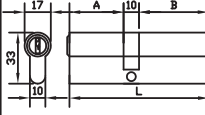
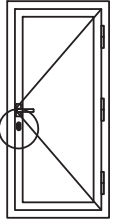
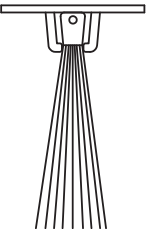
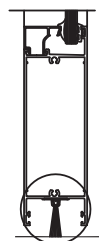

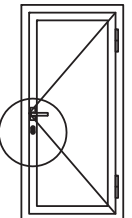
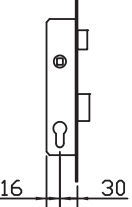
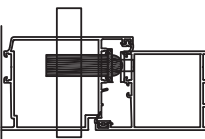
ÇİFT AÇILIM MEKANİZMASI  
TILT AND TURN MECHANISM  
SİYAH-GRİ  
BLACK-GREYGENİŞLİK: 570-1000 mm  
WIDTH: 570-1000 mm  
YÜKSEKLİK: 400-1200 mm  
HEIGHT: 400-1200 mm

15.01.08

PENCERE MENTEŞESİ  
WINDOW HINGE  
SİYAH-BEYAZ-GRİ-ELOKSAL  
BLACK-WHITE-GREY-ANODISED

10



	<p><b>15.02.07</b> KAPI MENTEŞESİ DOOR HINGE SİYAH-BEYAZ-GRİ BLACK-WHITE-GREY</p>		 <p>16 30</p>	<p><b>18.01.02</b> DİLLİ KİLİT MORTISE LOCK STANDART STANDARD</p>		01						
	<p><b>15.02.09</b> KAPI MENTEŞESİ DOOR HINGE SİYAH-BEYAZ-GRİ-ELOKSAL BLACK-WHITE-GREY-ANODISED</p>			<p><b>18.02.20</b> DİLLİ KİLİT KARŞILIĞI FOREND SİYAH-BEYAZ-ELOKSAL BLACK-WHITE-ANODISED</p>		02						
 <p>56.8 58.5</p>	<p><b>15.03.01</b> PİVOT MENTEŞE PIVOT HINGE SİYAH-BEYAZ BLACK-WHITE</p>			<p><b>18.02.21</b> MAKARALI KİLİT KARŞILIĞI FOREND (for lock with roller) SİYAH-BEYAZ-ELOKSAL BLACK-WHITE-ANODISED</p>		03						
	<p><b>15.04.02</b> ÇARPMA KAPI MENTEŞESİ SWING DOOR HINGE ÇELİK STEINLESS STEEL</p>			<p><b>18.03.01</b> KAPI ALT-ÜST KİLİTLEME BOLT LOCK</p>		04						
 <p>6.8</p>	<p><b>17.01.01</b> KIL FİTİL BRUSH 1 PAKET : 275 Mt 1 PACKAGE : 275 Mt</p>		 <p>17 10 B 33 10 L</p> <table border="1" data-bbox="868 1538 998 1595"> <thead> <tr> <th>A</th> <th>B</th> <th>L</th> </tr> </thead> <tbody> <tr> <td>35</td> <td>45</td> <td>90</td> </tr> </tbody> </table>	A	B	L	35	45	90	<p><b>18.04.01</b> BAREL CYLINDER KROM-NİKEL CHROME-NICKEL</p>		05
A	B	L										
35	45	90										
	<p><b>17.02.01</b> KAPI ALTI FIRÇASI BRUSH 1 Mt</p>			<p><b>18.05.02</b> BAREL AYNASI CYLINDER COVER SİYAH-BEYAZ BLACK-WHITE</p>		06						
 <p>16 30</p>	<p><b>18.01.01</b> MAKARALI KİLİT MORTISE LOCK (with roller) STANDART STANDARD</p>					07						
						08						
						09						
						10						

# RESCARA SİSTEM

## RESCARA SYSTEM

Aluminyum Kapı Pencere ve Giydirme Cephe Sistemleri  
Aluminium Window Doors and Facade Systems

01



02

03

04

05

06

07

08

09

10