

MİMARİ KATALOG

ARCHITECTURAL CATALOGUE

Aluminyum Kapı Pencere ve Giydirme Cephe Sistemleri
Aluminium Window Doors and Facade Systems



Rescara Sistem
Profil Detayları

Rescara System
Profile Details



RESCARA SİSTEM

RESCARA SYSTEM

Aluminyum Kapı Pencere ve Giydirmce Cephe Sistemleri
Aluminium Window Doors and Facade Systems

11



12

13

14

15

16

17

18

19

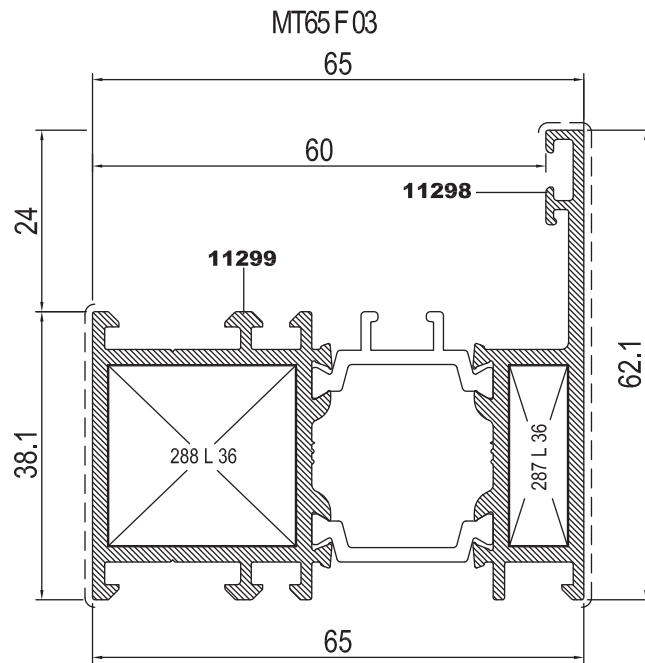
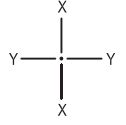
20

Önemli Not:

■ Enerji Sigma Serisi ortalama kalınlıkları, 2 mm olarak tasarlanmıştır. Kalınlık toleransında ilgili Euro normu esas alınmıştır.



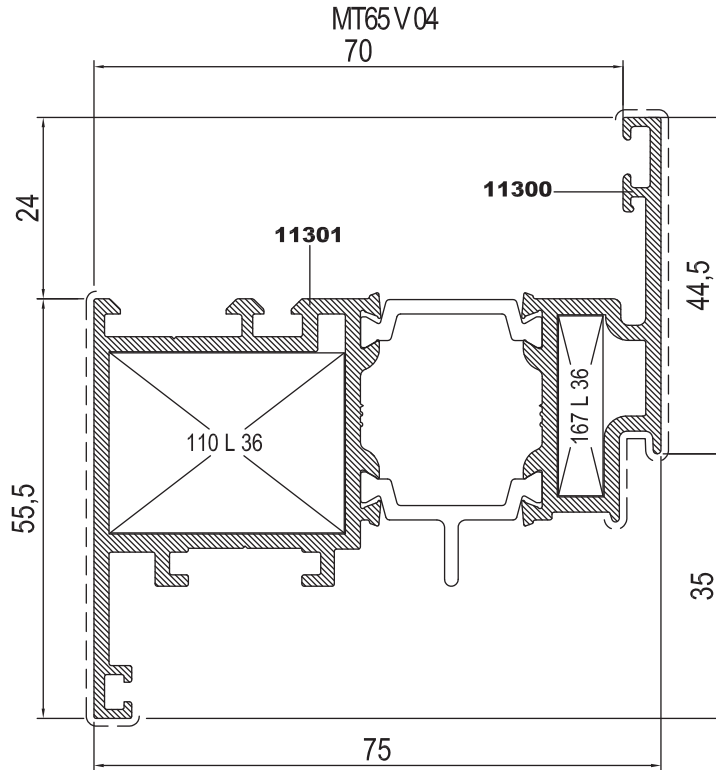
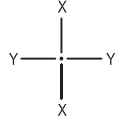
KOD / CODE	AĞIRLIK (kg/m) / WEIGHT	Jxx cm ⁴	Jyy cm ⁴	L m
MT65 F 03	1,638	22,770	12,297	6,00




Nr		L m	KESİM ÖLÇÜSÜ CUTTING SIZE	AKS. KODU ACS. CODE
MT65 F 03	11299	25 L 36 (2397)	24,6 mm	288 L 36
	11298	25 L 36 (2397)	7,6 mm	287 L 36



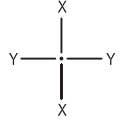
KOD / CODE	AĞIRLIK (kg/m) / WEIGHT	Jxx cm4	Jyy cm4	L m
MT65 V 04	1,866	34,926	16,841	6.00



Nr	 L m	KESİM ÖLÇÜSÜ CUTTING SIZE	AKS. KODU ACS. CODE
MT65 V 04	11301	25 L 36 (2397)	110 L 36
	11300	25 L 36 (2397)	167 L 36



KOD / CODE	AĞIRLIK (kg/m) / WEIGHT	Jxx cm ⁴	Jyy cm ⁴	L m
MT65 DV 03	2,007	31,000	33,536	6,00
MT65 DV 04	2,045	29,836	33,602	6,00



11

12

13

14

15

16

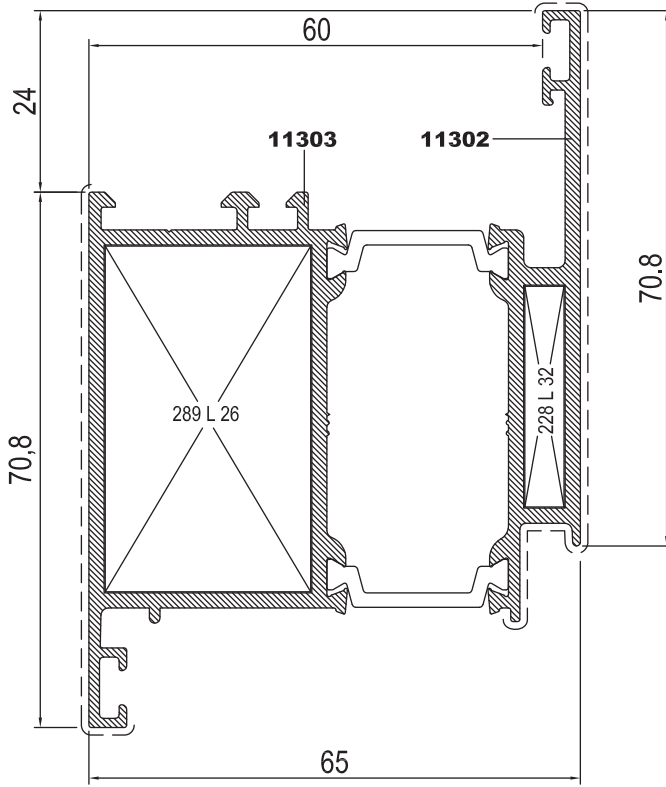
17

18

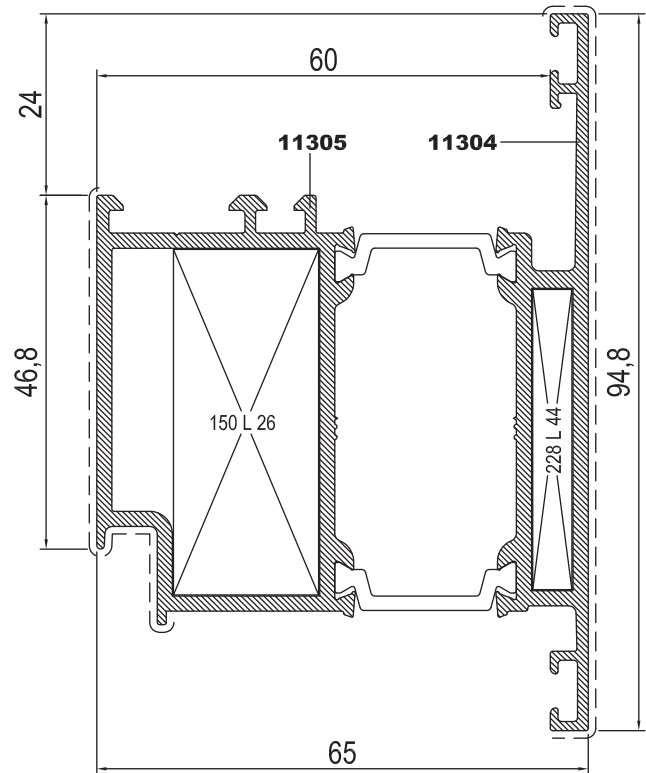
19

20

MT65 DV 03



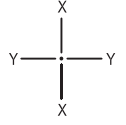
MT65 DV 04



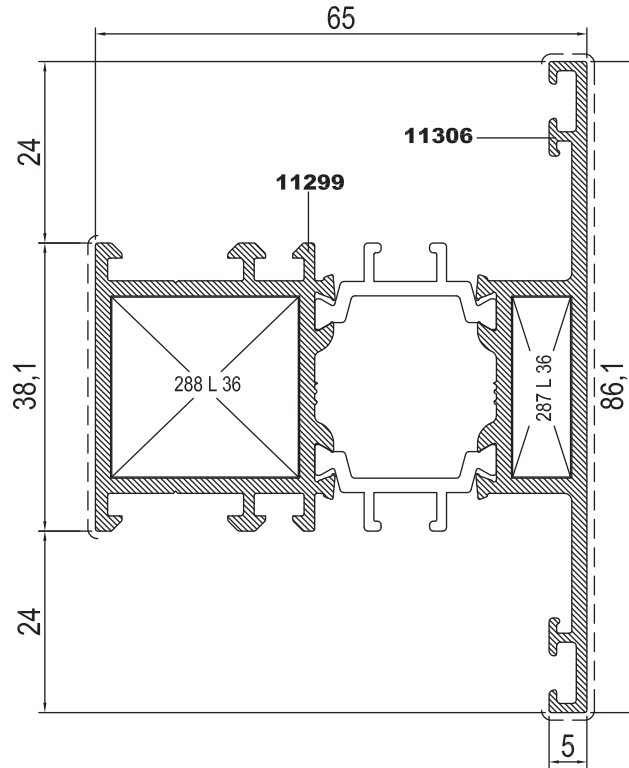
Nr		L m	KESİM ÖLÇÜSÜ CUTTING SIZE	AKS. KODU ACS. CODE
MT65 DV 03	11303	25 L 26 (10540)	27,1 mm	289 L 26
	11302	25 L 32 (2430)	5,1 mm	228 L 32
MT65 DV 04	11305	25 L 26 (10540)	19,1 mm	150 L 26
	11304	25 L 44 (10786)	5,1 mm	228 L 44



KOD / CODE	AĞIRLIK (kg/m) / WEIGHT	J _{xx} cm ⁴	J _{yy} cm ⁴	L m
MT65 M 06	1,793	25,612	18,555	6.00



MT65 M 06



Nr



L m

KESİM ÖLÇÜSÜ
CUTTING SIZEAKS. KODU
ACS. CODE

MT65 M 06	11299	25 J 27 (11352)	23,7 mm	285 J 27
	11306	25 J 30 (11351)	23,7 mm	285 J 30
MT65 M 06	11299	25 J 27 (11352)	23,7 mm	285 J 27
	11306	25 J 26 (11347)	23,7 mm	285 J 26

Nr



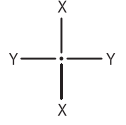
L m

KESİM ÖLÇÜSÜ
CUTTING SIZEAKS. KODU
ACS. CODE

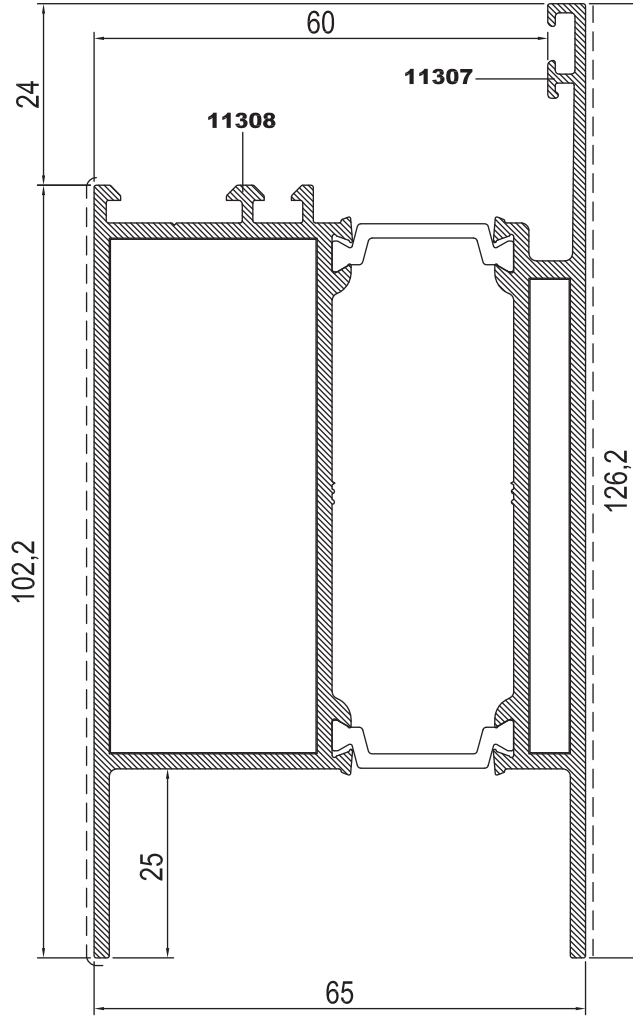
MT65 M 06	11299	25 L 36 (2397)	24,6 mm	288 L 36
	11306	25 L 36 (2397)	7,6 mm	287 L 36



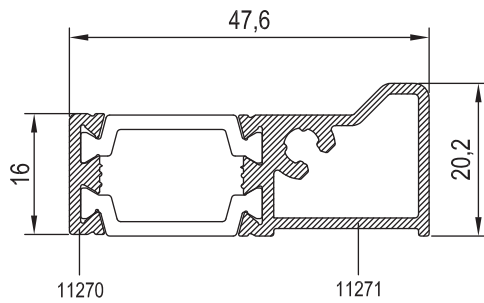
KOD / CODE	AĞIRLIK (kg/m) / WEIGHT	Jxx cm ⁴	Jyy cm ⁴	L m
MT65 K 02	0,656	3,613	0,678	6.00
MT65 K 03	0,898	9,320	1,733	6.00
MT65 K 04	2,694	44,361	91,585	6.00



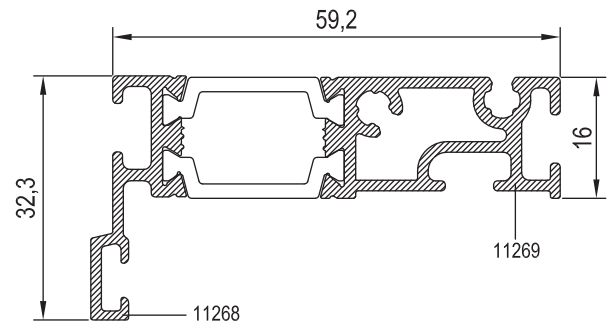
MT65K04




MT65K02



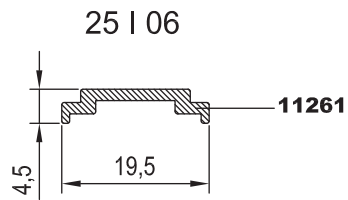
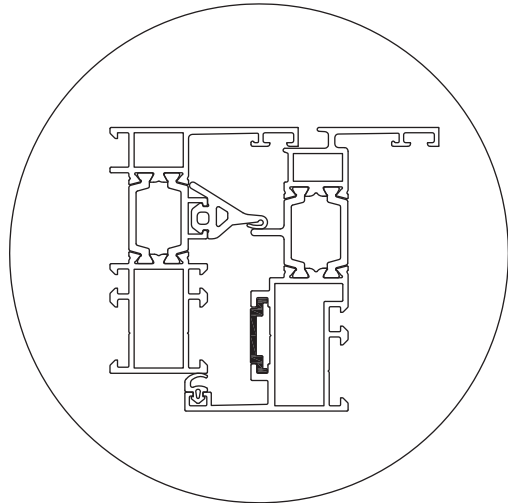
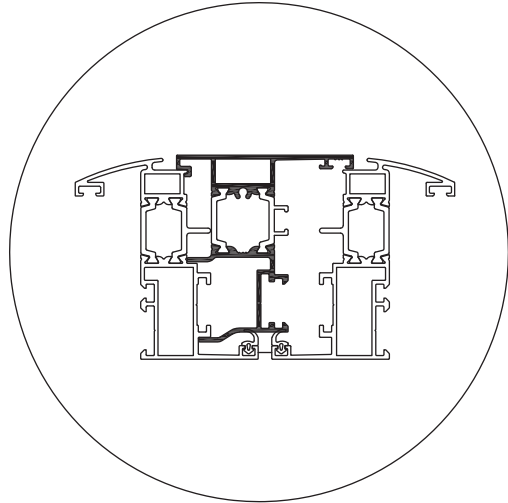
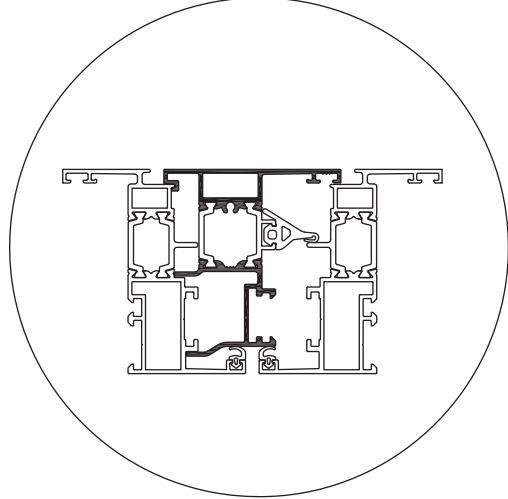
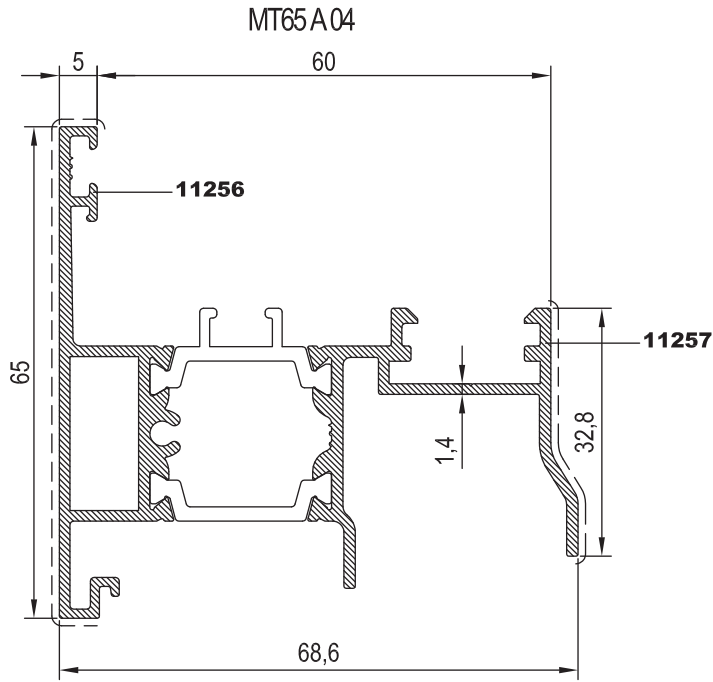
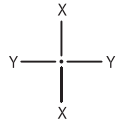
MT65K03



Nr		L m	KESİM ÖLÇÜSÜ CUTTING SIZE	AKS. KODU ACS. CODE
MT65 K 04	11308	25 J 29 (11350)	67,8 mm	290 J 29
	11307	25 J 28 (11349)	62,5 mm	283 J 28



KOD / CODE	AĞIRLIK (kg/m) / WEIGHT	Jxx cm4	Jyy cm4	L m
MT65 A 04 25 I 06	1,264 0,104	16,948 ----	8,346 ----	6.00 6.00



11

12

13

14

15

16

17

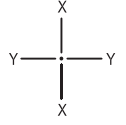
18

19

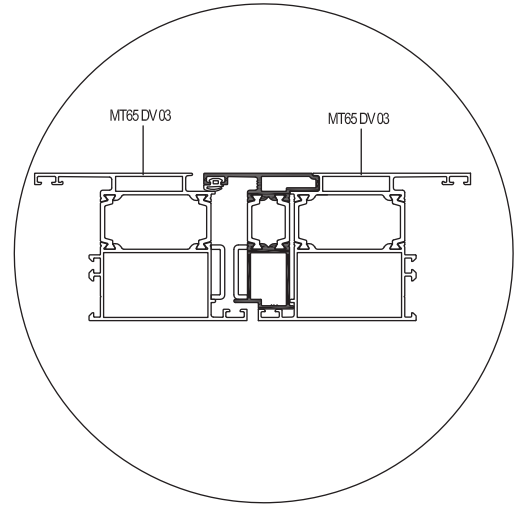
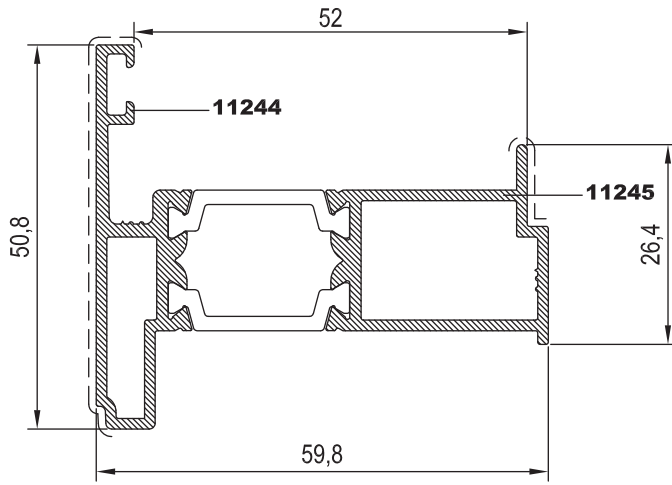
20



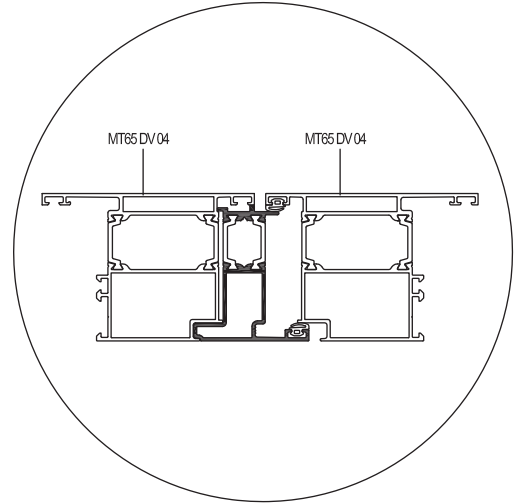
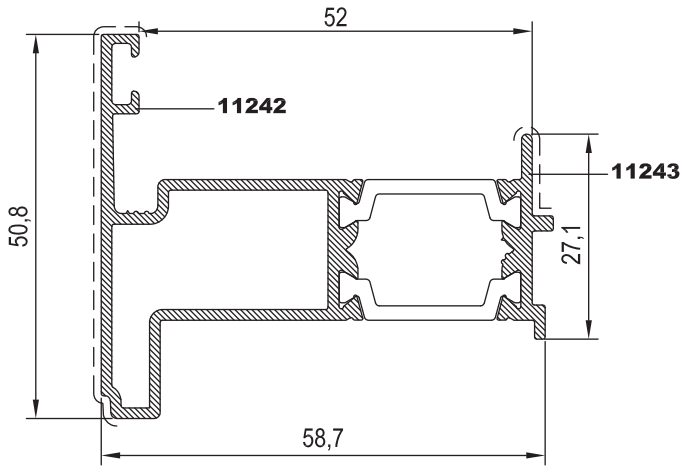
KOD / CODE	AĞIRLIK (kg/m) / WEIGHT	Jxx cm ⁴	Jyy cm ⁴	L m
MT65 DA 01	1,019	11,513	4,120	6.00
MT65 DA 02	0,966	10,627	4,082	6.00



MT65 DA 01 (MT65 DV 03 İLE)

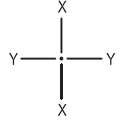


MT65 DA 02 (MT65 DV 04 İLE)

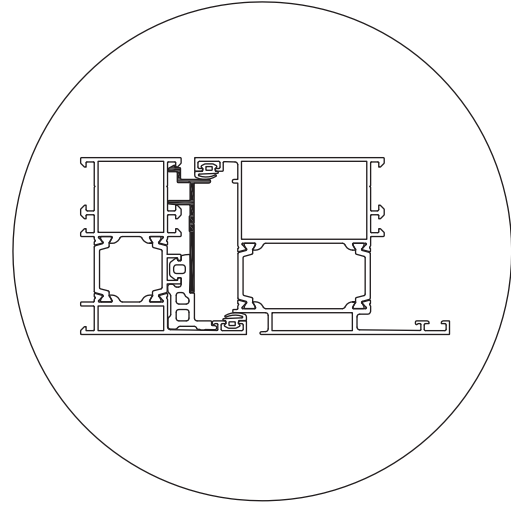
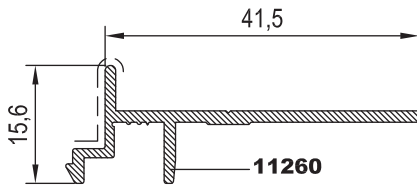




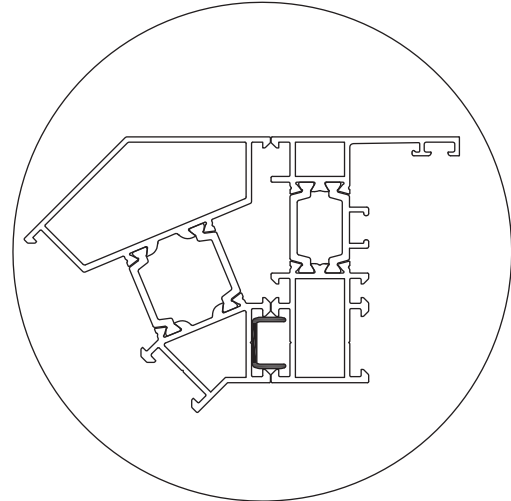
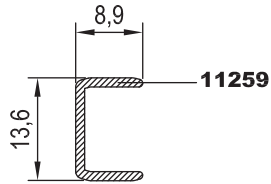
KOD / CODE	AĞIRLIK (kg/m) / WEIGHT	L m ←→
MT65 A 01	0,273	6.00
MT65 A 02	0,090	6.00
MT65 A 03	0,061	6.00



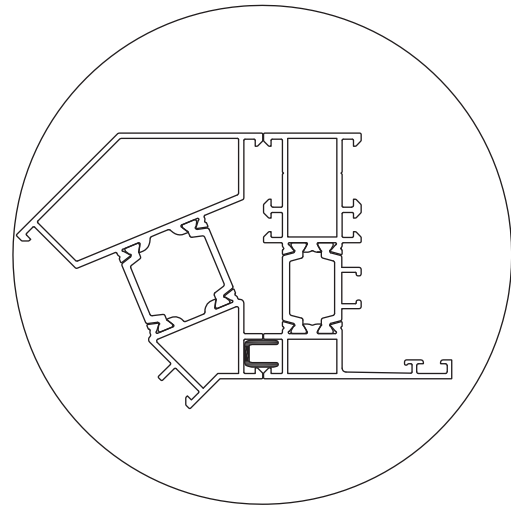
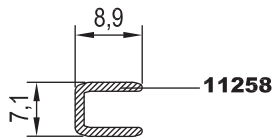
MT65A01



MT65A02

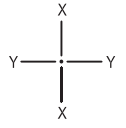


MT65A03

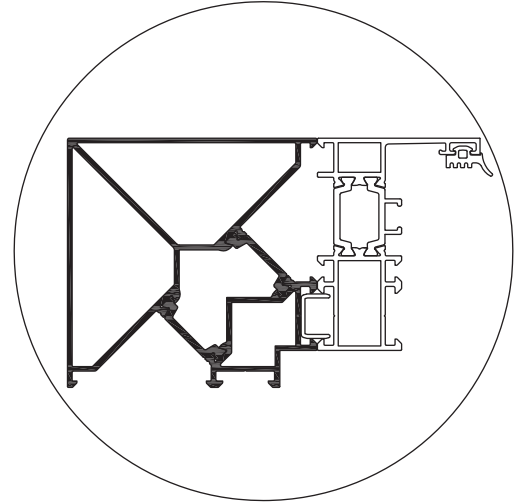
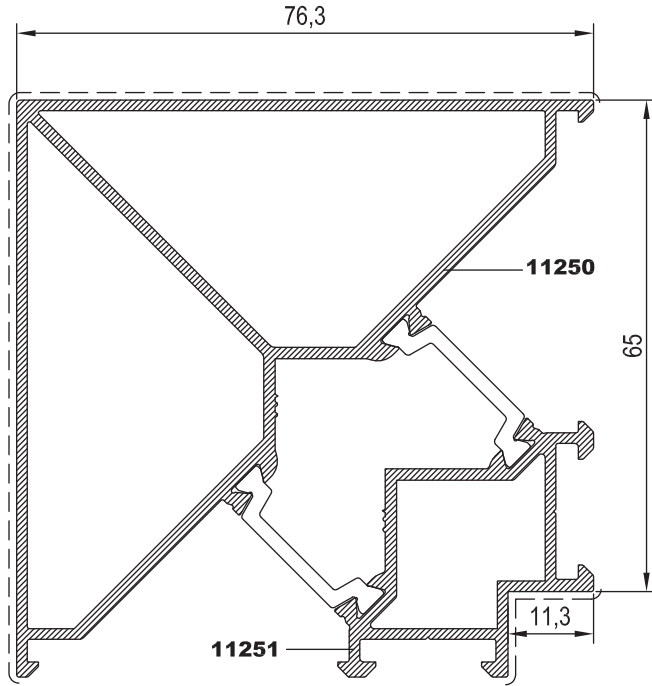




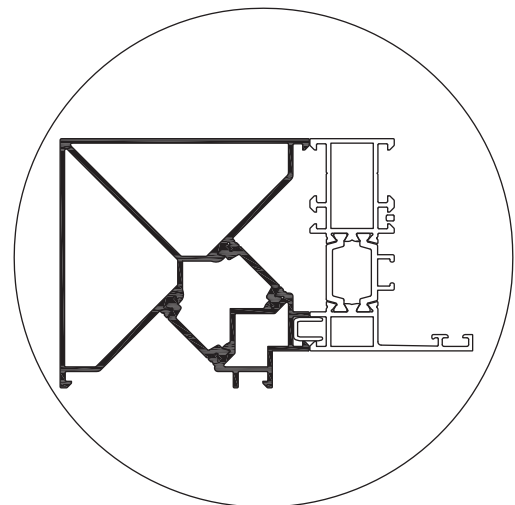
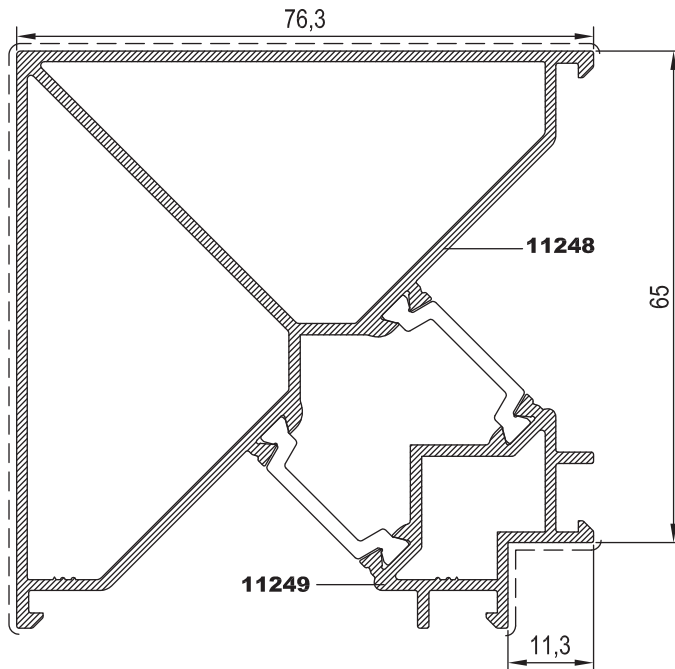
KOD / CODE	AĞIRLIK (kg/m) / WEIGHT	J _{xx} cm ⁴	J _{yy} cm ⁴	L m
MT65 C 01	2,000	32,369	32,369	6,00
MT65 C 02	1,931	31,974	31,974	6,00



MT65 C 01



MT65 C 02



11

12

13

14

15

16

17

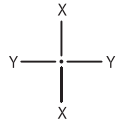
18

19

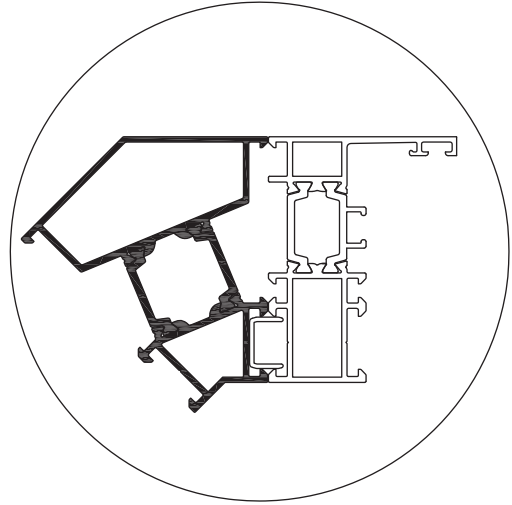
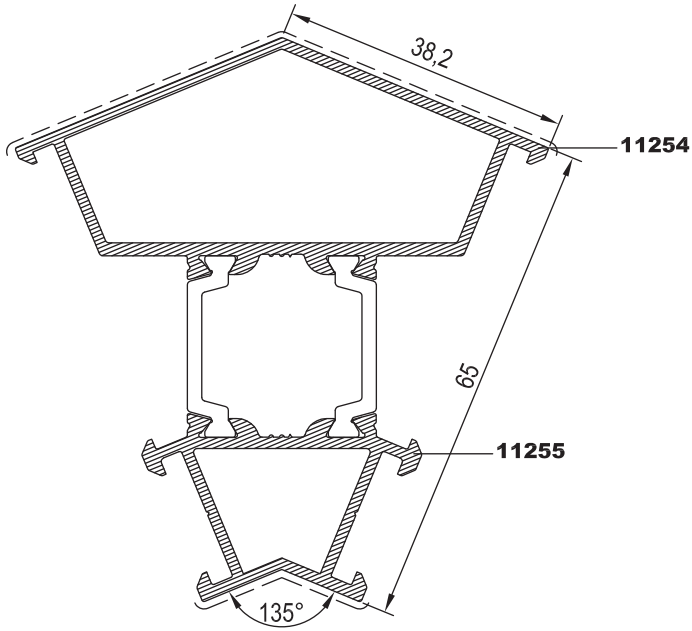
20



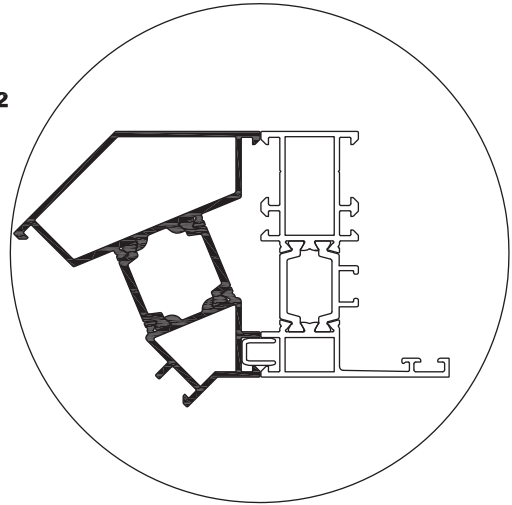
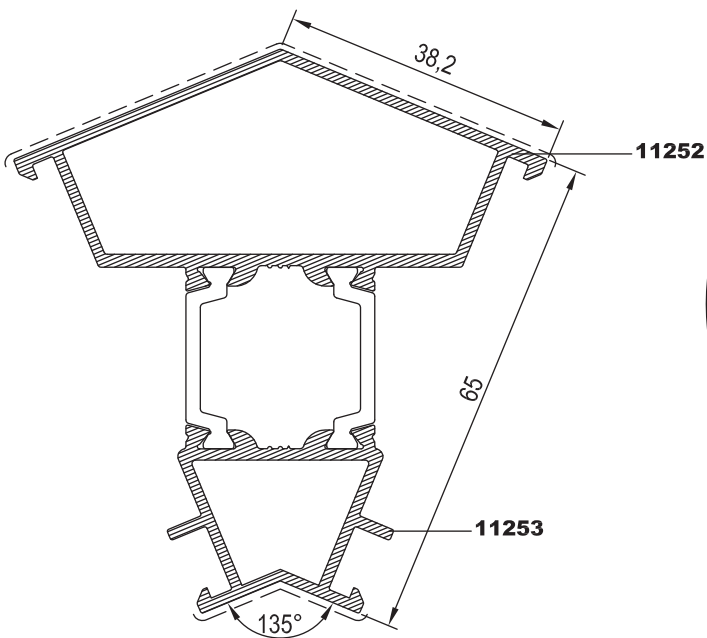
KOD / CODE	AĞIRLIK (kg/m) / WEIGHT	J _{xx} cm ⁴	J _{yy} cm ⁴	L m
MT65 C 03	1,319	11,346	16,584	6.00
MT65 C 04	1,264	11,270	16,465	6.00



MT65 C 03

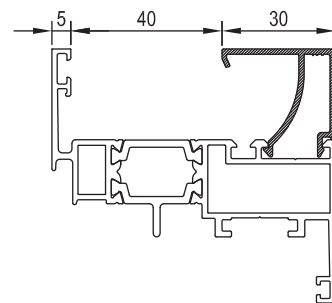
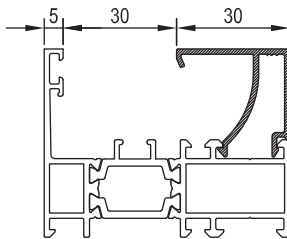
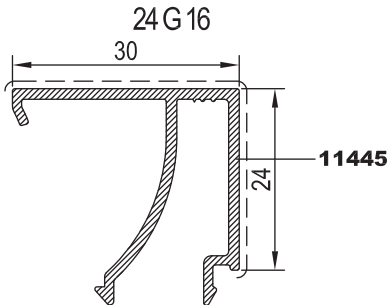
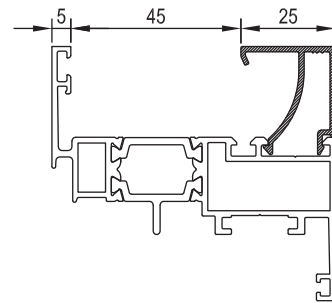
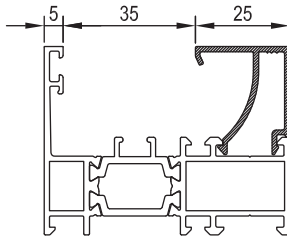
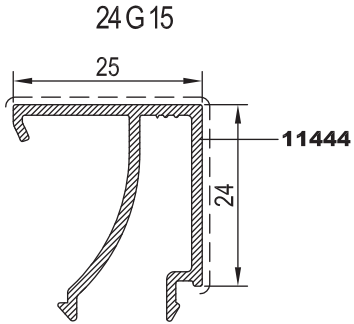
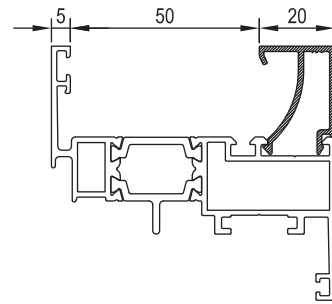
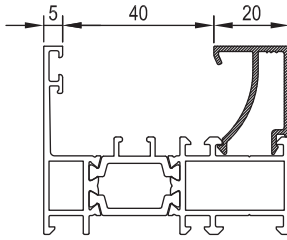
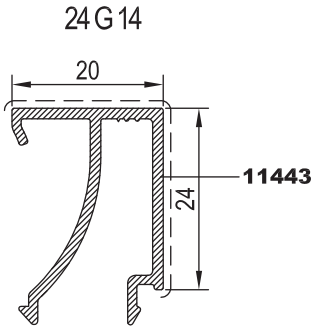
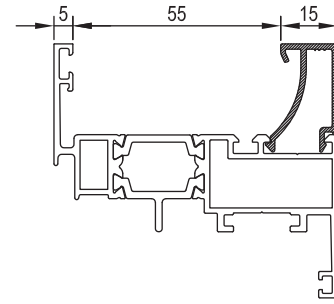
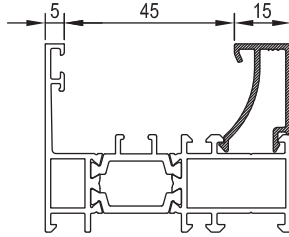
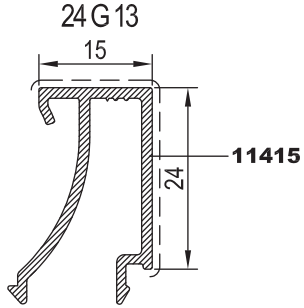
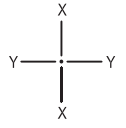


MT65 C 04





KOD / CODE	AĞIRLIK (kg/m) / WEIGHT	L m
24 G 13	0,296	6
24 G 14	0,315	6
24 G 15	0,334	6
24 G 16	0,353	6



11

12

13

14

15

16

17

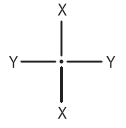
18

19

20



KOD / CODE	AĞIRLIK (kg/m) / WEIGHT	L m
24 G 17	0,372	6
24 G 18	0,391	6



11

12

13

14

15

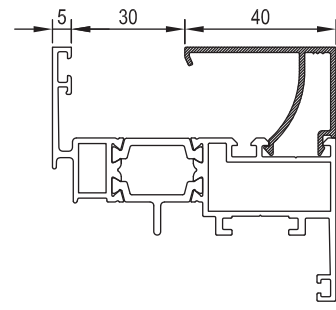
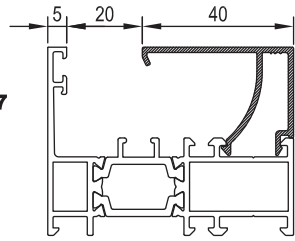
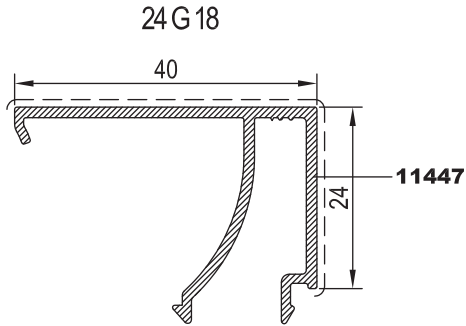
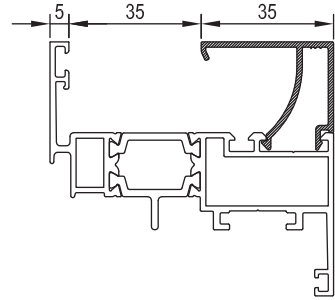
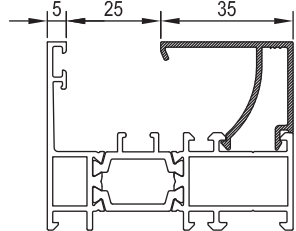
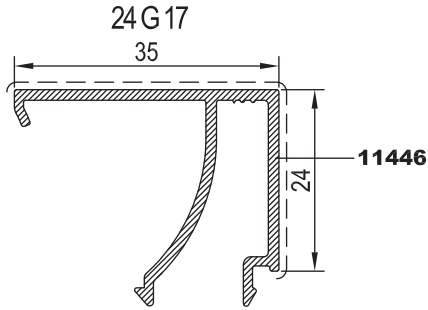
16

17

18

19

20



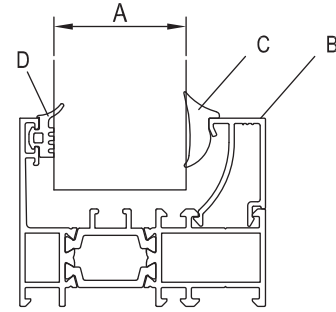


UYGULANAN PROFİLLER: MT65F03-MT65DV03-MT65DV04-MT65M06-MT65K04

USE WITH: MT65F03-MT65DV03-MT65DV04-MT65M06-MT65K04

B, CAM ÇİTASI GLAZING BEAD	C, İÇ CAM FİTİLİ GLAZING GASKET	A, CAM KALINLIĞI GLASS THICKNESS	D, DIŞ CAM FİTİLİ GLAZING GASKET
24 G 13	01.17.20	38 mm	01.16.10
24 G 13	01.17.05	37 mm	01.16.10
24 G 13	01.17.14	36 mm	01.16.10
24 G 13	01.17.15	35 mm	01.16.10
24 G 13	01.17.21	34 mm	01.16.10
24 G 14	01.17.20	33 mm	01.16.10
24 G 14	01.17.05	32 mm	01.16.10
24 G 14	01.17.14	31 mm	01.16.10
24 G 14	01.17.15	30 mm	01.16.10
24 G 14	01.17.21	29 mm	01.16.10
24 G 15	01.17.20	28 mm	01.16.10
24 G 15	01.17.05	27 mm	01.16.10
24 G 15	01.17.14	26 mm	01.16.10
24 G 15	01.17.15	25 mm	01.16.10
24 G 15	01.17.21	24 mm	01.16.10
24 G 16	01.17.20	23 mm	01.16.10
24 G 16	01.17.05	22 mm	01.16.10
24 G 16	01.17.14	21 mm	01.16.10
24 G 16	01.17.15	20 mm	01.16.10
24 G 16	01.17.21	19 mm	01.16.10

B, CAM ÇİTASI GLAZING BEAD	C, İÇ CAM FİTİLİ GLAZING GASKET	A, CAM KALINLIĞI GLASS THICKNESS	D, DIŞ CAM FİTİLİ GLAZING GASKET
24 G 17	01.17.20	18 mm	01.16.10
24 G 17	01.17.05	17 mm	01.16.10
24 G 17	01.17.14	16 mm	01.16.10
24 G 17	01.17.15	15 mm	01.16.10
24 G 17	01.17.21	14 mm	01.16.10
24 G 18	01.17.20	13 mm	01.16.10

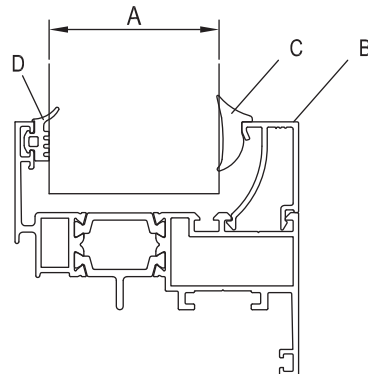


UYGULANAN PROFİLLER: MT65V04-MT65M06

USE WITH: MT65V04-MT65M06

B, CAM ÇİTASI GLAZING BEAD	C, İÇ CAM FİTİLİ GLAZING GASKET	A, CAM KALINLIĞI GLASS THICKNESS	D, DIŞ CAM FİTİLİ GLAZING GASKET
24 G 13	01.17.20	48 mm	01.16.10
24 G 13	01.17.05	47 mm	01.16.10
24 G 13	01.17.14	46 mm	01.16.10
24 G 13	01.17.15	45 mm	01.16.10
24 G 13	01.17.21	44 mm	01.16.10
24 G 14	01.17.20	43 mm	01.16.10
24 G 14	01.17.05	42 mm	01.16.10
24 G 14	01.17.14	41 mm	01.16.10
24 G 14	01.17.15	40 mm	01.16.10
24 G 14	01.17.21	39 mm	01.16.10
24 G 15	01.17.20	38 mm	01.16.10
24 G 15	01.17.05	37 mm	01.16.10
24 G 15	01.17.14	36 mm	01.16.10
24 G 15	01.17.15	35 mm	01.16.10
24 G 15	01.17.21	34 mm	01.16.10
24 G 16	01.17.20	33 mm	01.16.10
24 G 16	01.17.05	32 mm	01.16.10
24 G 16	01.17.14	31 mm	01.16.10
24 G 16	01.17.15	30 mm	01.16.10
24 G 16	01.17.21	29 mm	01.16.10

B, CAM ÇİTASI GLAZING BEAD	C, İÇ CAM FİTİLİ GLAZING GASKET	A, CAM KALINLIĞI GLASS THICKNESS	D, DIŞ CAM FİTİLİ GLAZING GASKET
24 G 17	01.17.20	28 mm	01.16.10
24 G 17	01.17.05	27 mm	01.16.10
24 G 17	01.17.14	26 mm	01.16.10
24 G 17	01.17.15	25 mm	01.16.10
24 G 17	01.17.21	24 mm	01.16.10
24 G 18	01.17.20	23 mm	01.16.10
24 G 18	01.17.05	22 mm	01.16.10
24 G 18	01.17.14	21 mm	01.16.10
24 G 18	01.17.15	20 mm	01.16.10
24 G 18	01.17.21	19 mm	01.16.10





11 KÖŞE TAKOZLARI (CORNER CLEATS)

PROFİL KODU (PROFILE CODE)	25 L 26	25 L 32	25 L 35	25 L 36
FABRİKA KODU (FACTORY CODE)	10540	2430	10076	2397
AĞIRLIK (WEIGHT)	4,870 kg/m	3,702 kg/m	4,192 kg/m	7,657 kg/m
ÇİZİM (DRAWING)				

14

PROFİL KODU (PROFILE CODE)	25 L 44			
FABRİKA KODU (FACTORY CODE)	10786			
AĞIRLIK (WEIGHT)	6,652 kg/m			
ÇİZİM (DRAWING)				

16

Nr		L m	KESİM ÖLÇÜSÜ CUTTING SIZE	AKS. KODU ACS. CODE
MT65 F 03	11299	25 L 36 (2397)	24,6 mm	288 L 36
	11298	25 L 36 (2397)	7,6 mm	287 L 36
MT65 V 04	11301	25 L 36 (2397)	30,9 mm	110 L 36
	11300	25 L 36 (2397)	5,8 mm	167 L 36
MT65 DV 03	11303	25 L 26 (10540)	27,1 mm	289 L 26
	11302	25 L 32 (2430)	5,1 mm	228 L 32
MT65 DV 04	11305	25 L 26 (10540)	19,1 mm	150 L 26
	11304	25 L 44 (10786)	5,1 mm	228 L 44
MT65 M 06	11299	25 L 36 (2397)	24,6 mm	288 L 36
	11306	25 L 36 (2397)	7,6 mm	287 L 36

19

20



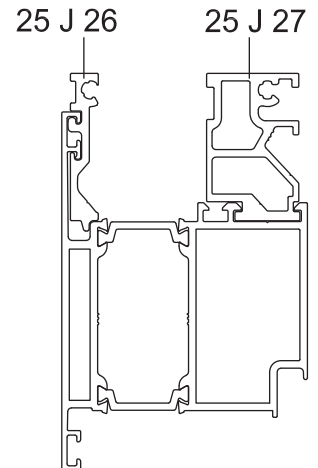
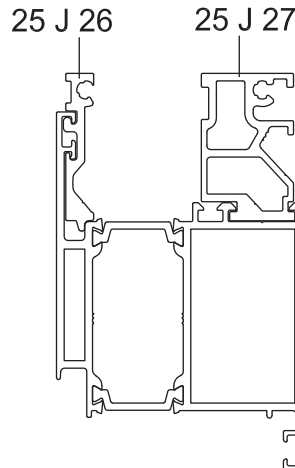
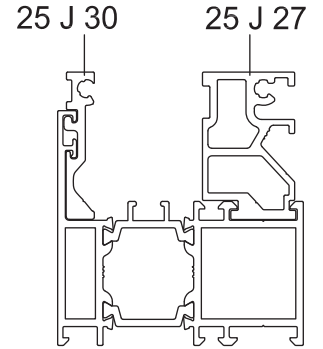
ORTA KAYIT BAĞLANTILAR (MULLION CONNECTION PIECES)

PROFİL KODU (PROFILE CODE)	25 J 26	25 J 27	25 J 28	25 J 29
FABRİKA KODU (FACTORY CODE)	11347	11352	11349	11350
AĞIRLIK (WEIGHT)	0,415 kg/m	0,890 kg/m	0,364 kg/m	0,928 kg/m
ÇİZİM (DRAWING)				

PROFİL KODU (PROFILE CODE)	25 J 30			
FABRİKA KODU (FACTORY CODE)	11351			
AĞIRLIK (WEIGHT)	0,404 kg/m			
ÇİZİM (DRAWING)				

ORTA KAYIT BAĞLANTI (MULLION CONNECTION PIECE)

Nr		L m	KESİM ÖLÇÜSÜ CUTTING SIZE	AKS. KODU ACS. CODE
MT65 M 06	11299	25 J 27 (11352)	23,7 mm	285 J 27
	11306	25 J 30 (11351)	23,7 mm	285 J 30
MT65 M 06	11299	25 J 27 (11352)	23,7 mm	285 J 27
	11306	25 J 26 (11347)	23,7 mm	285 J 26
MT65 K 04	11308	25 J 28 (11349)	62,5 mm	283 J 28
	11307	25 J 29 (11350)	67,8 mm	290 J 29





11

12

13

14

15

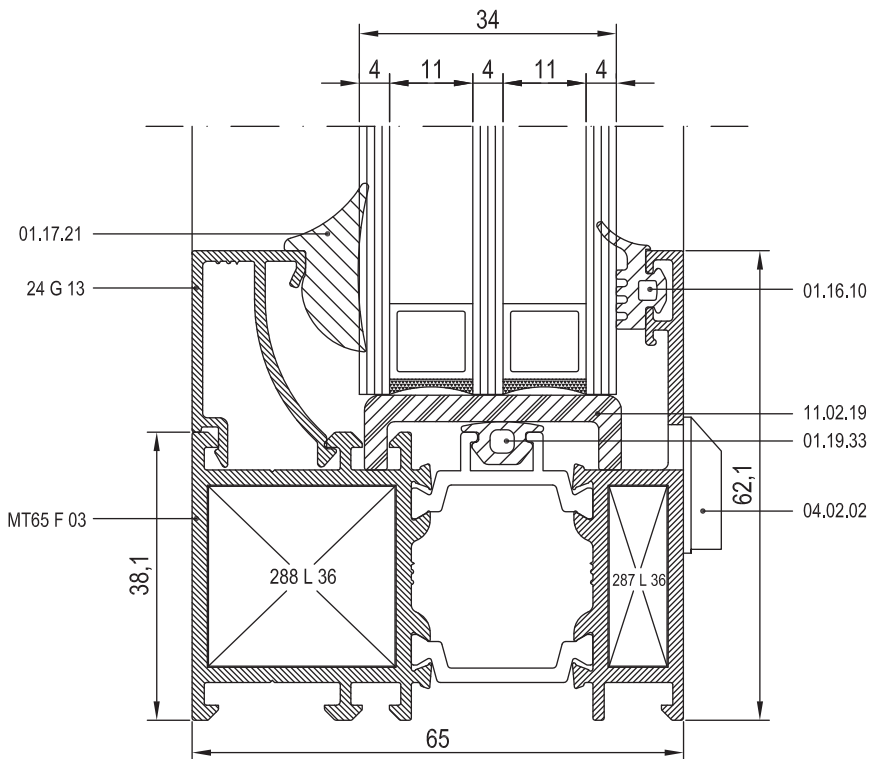
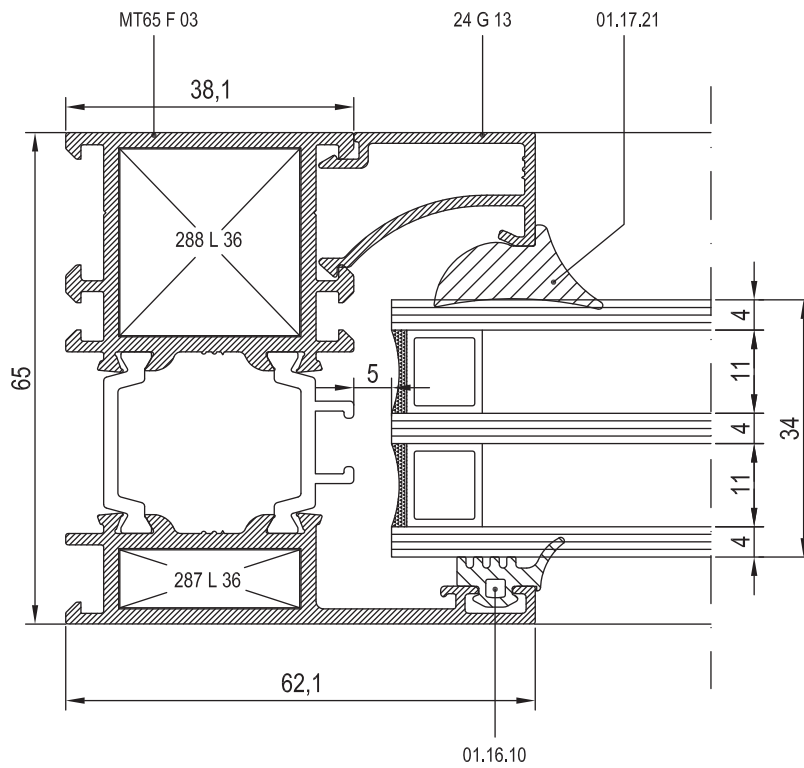
16

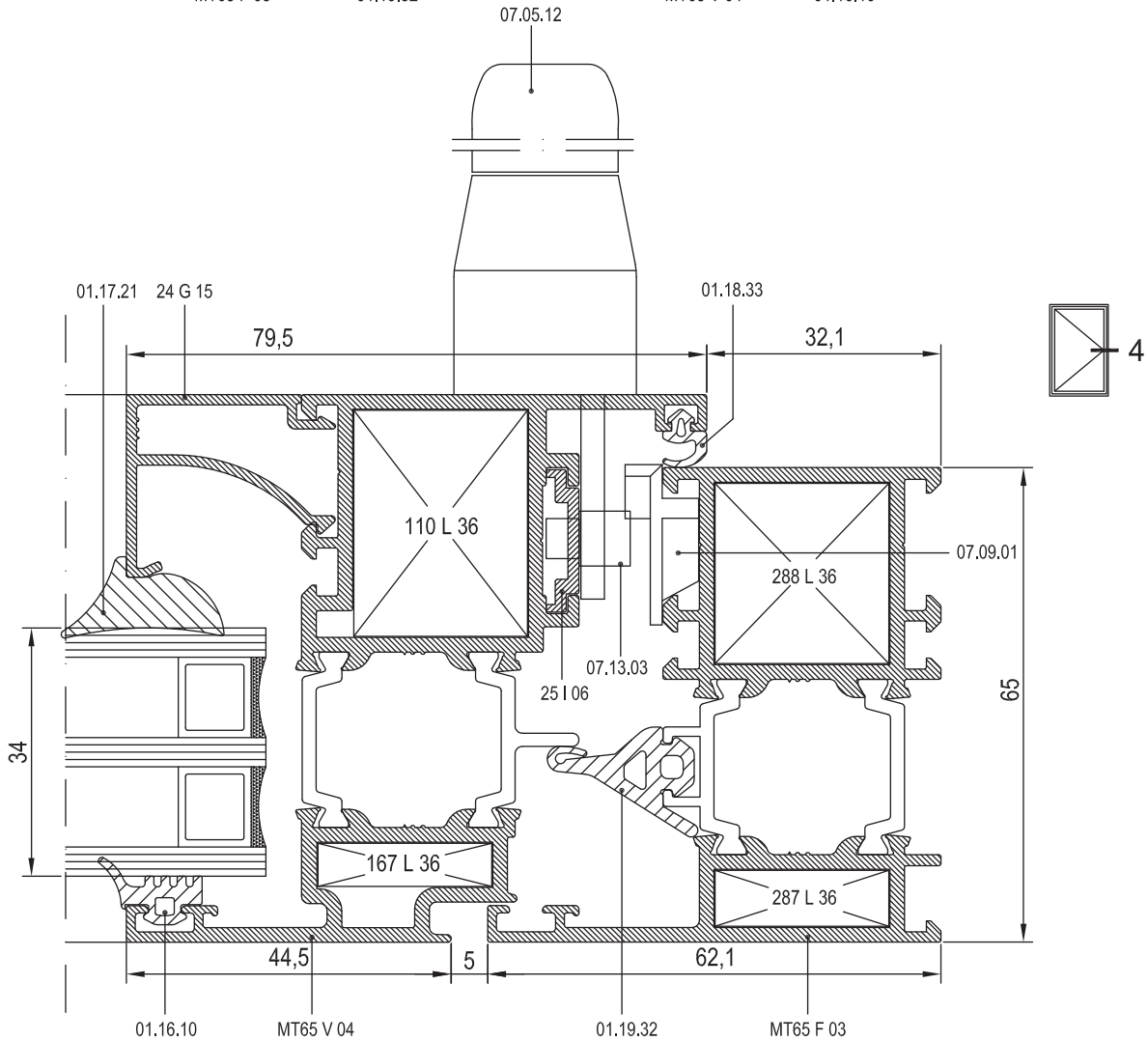
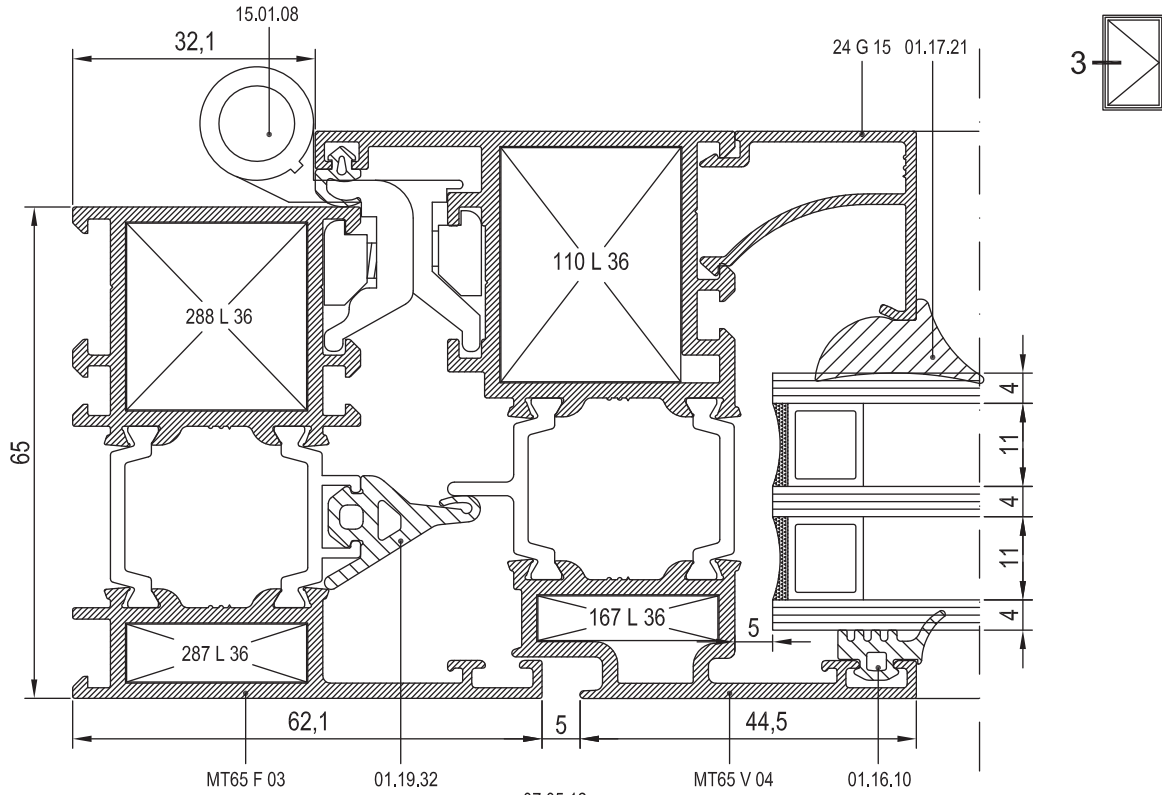
17

18

19

20







11

12

13

14

15

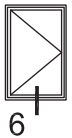
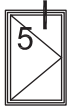
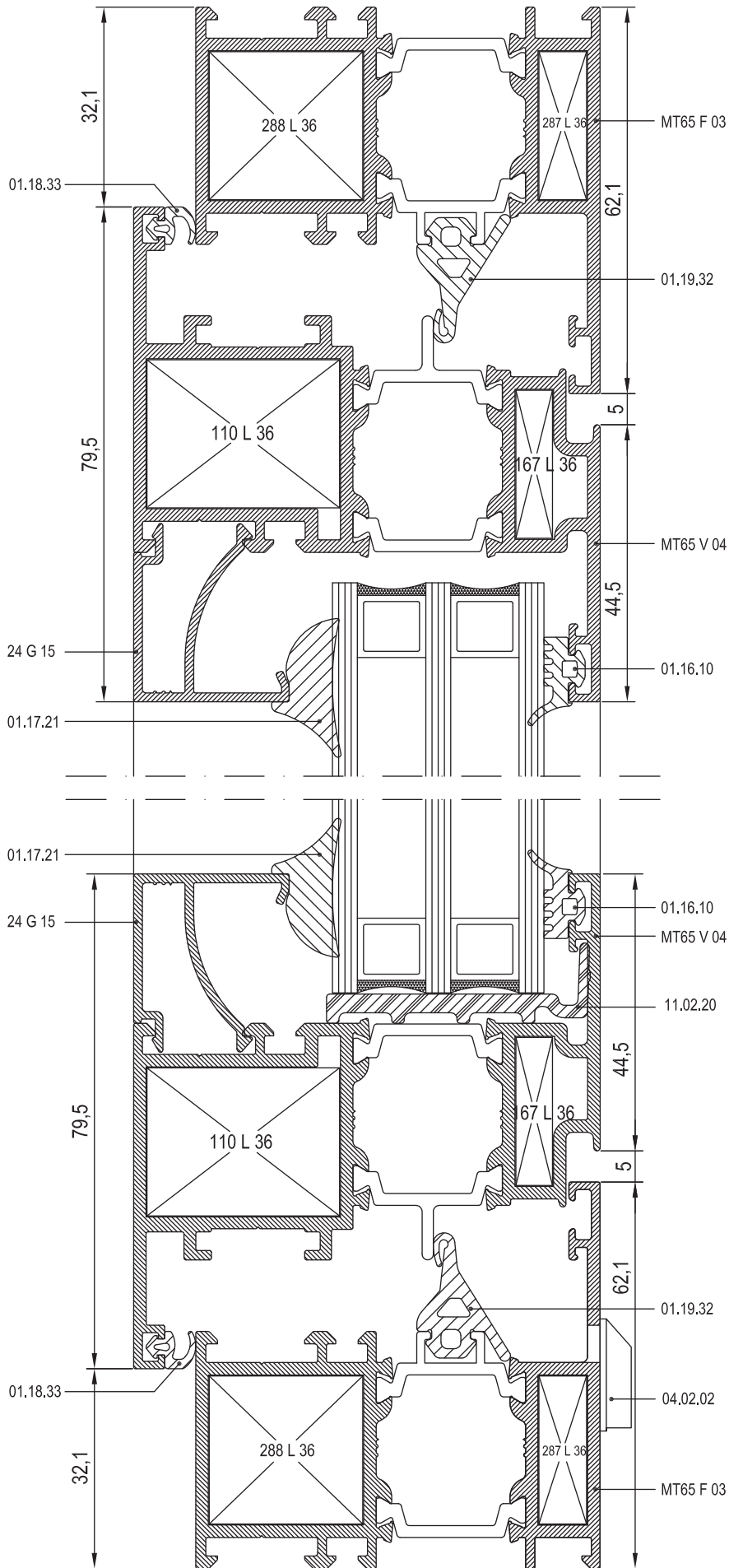
16

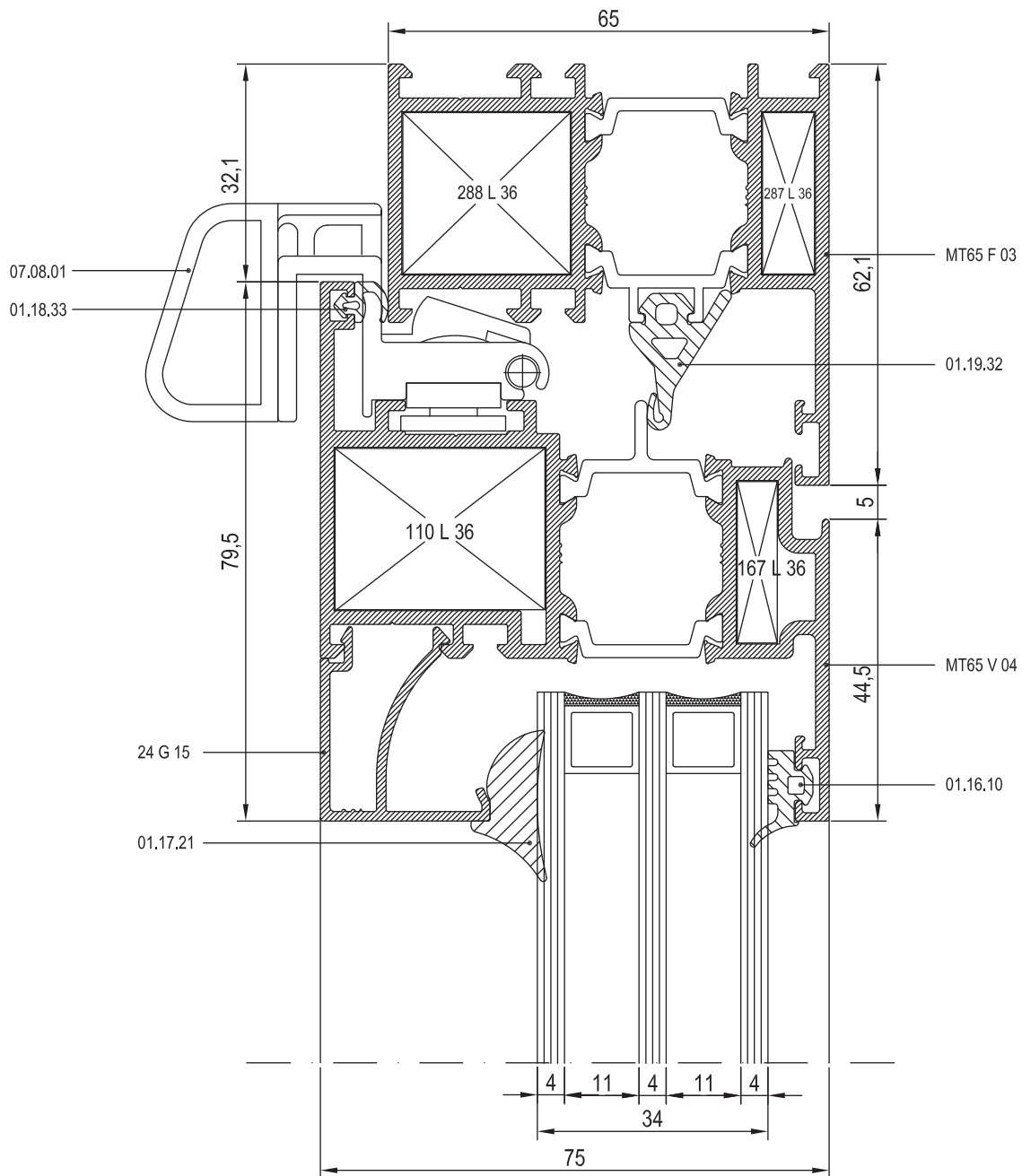
17

18

19

20





11

12

13

14

15

16

17

18

19

20



11

12

13

14

15

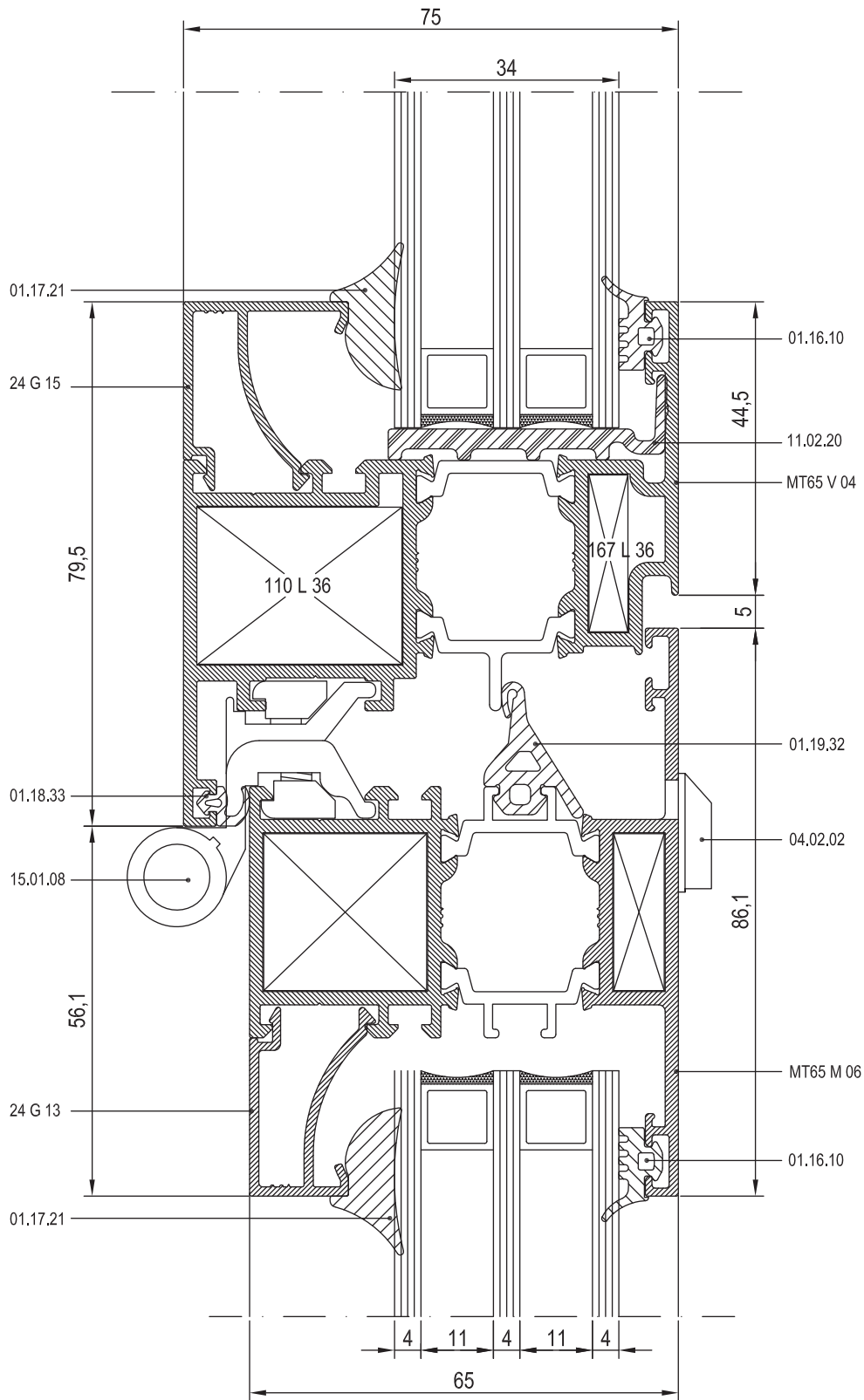
16

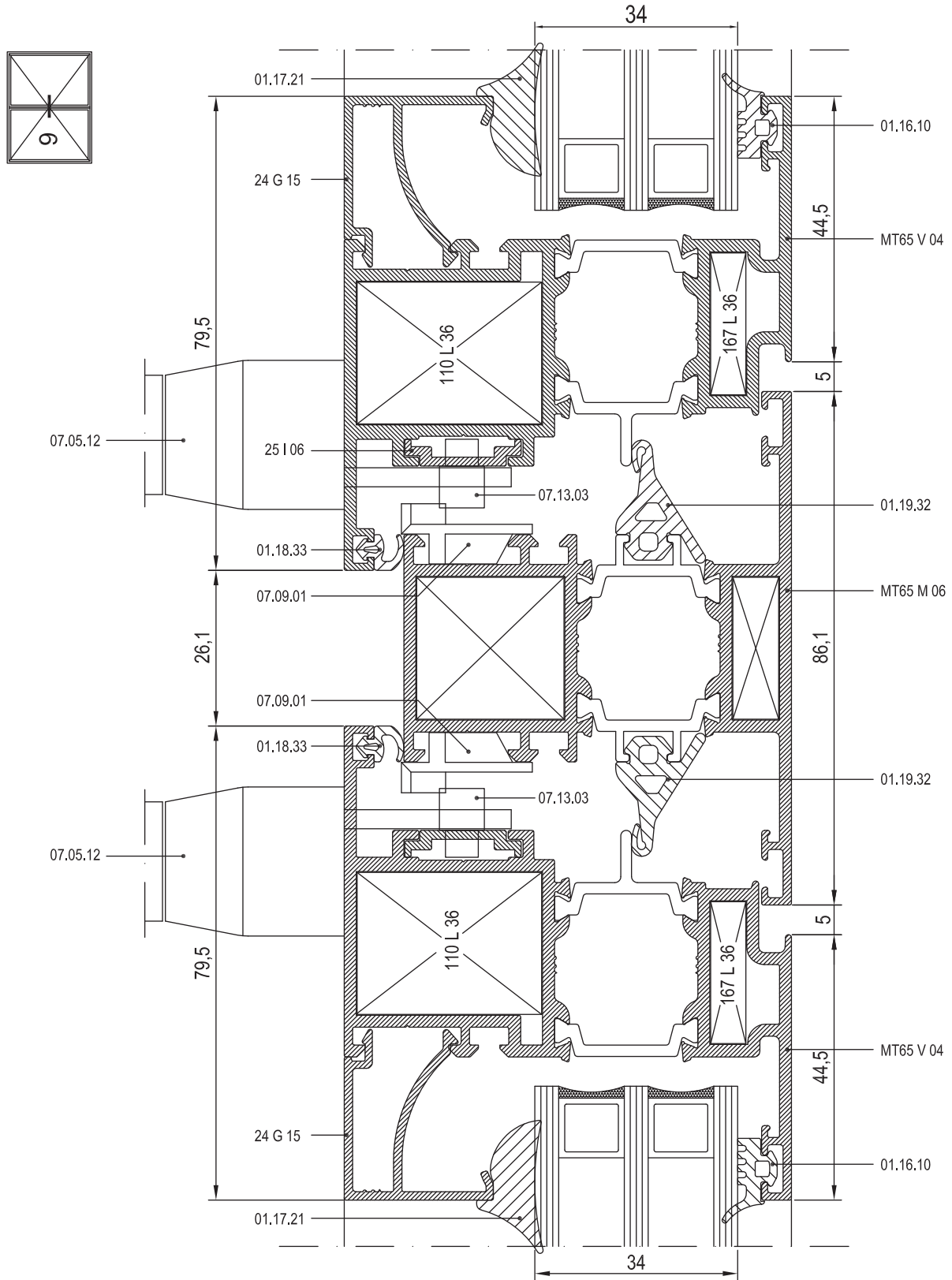
17

18

19

20





11

12

13

14

15

16

17

18

19

20



11

12

13

14

15

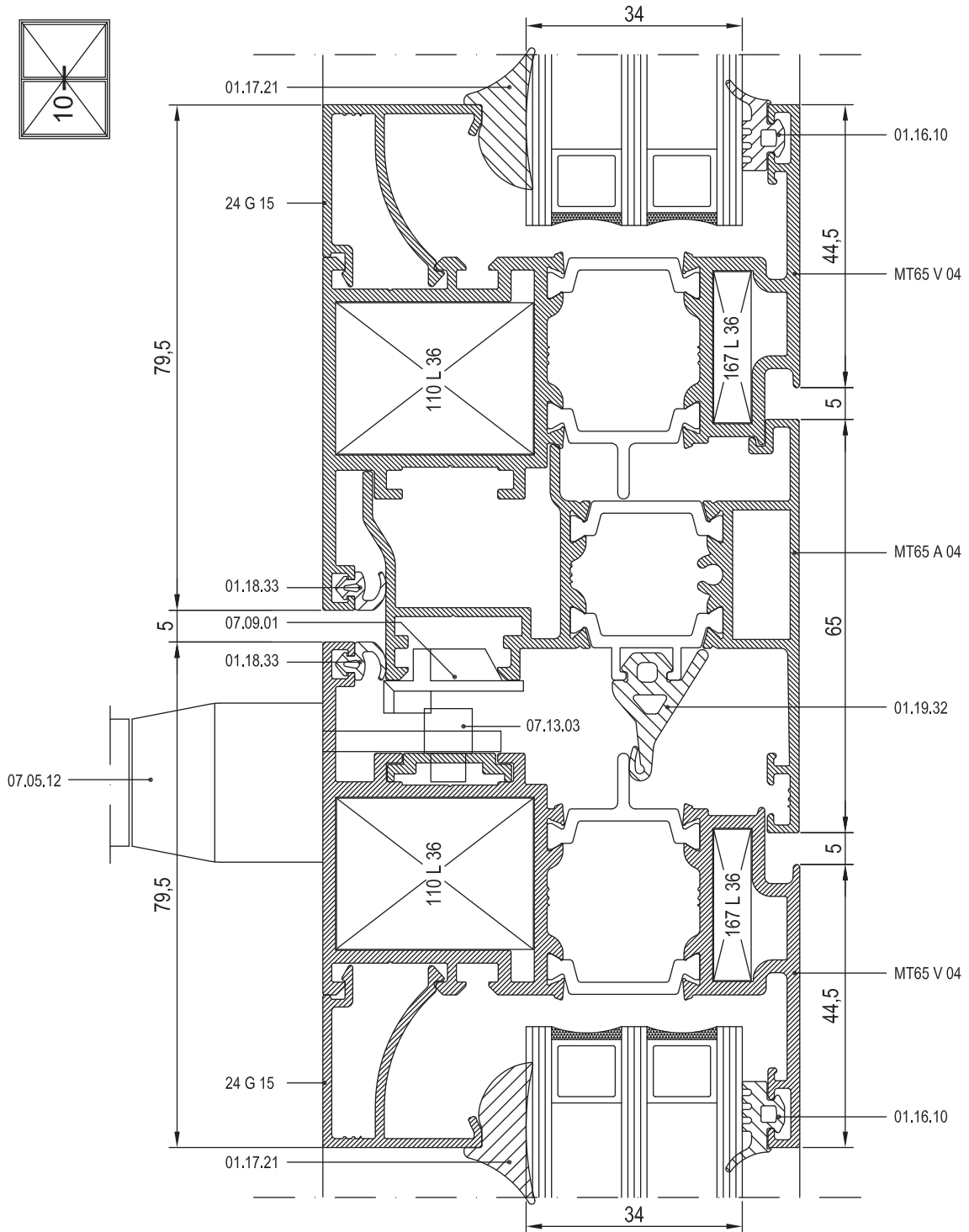
16

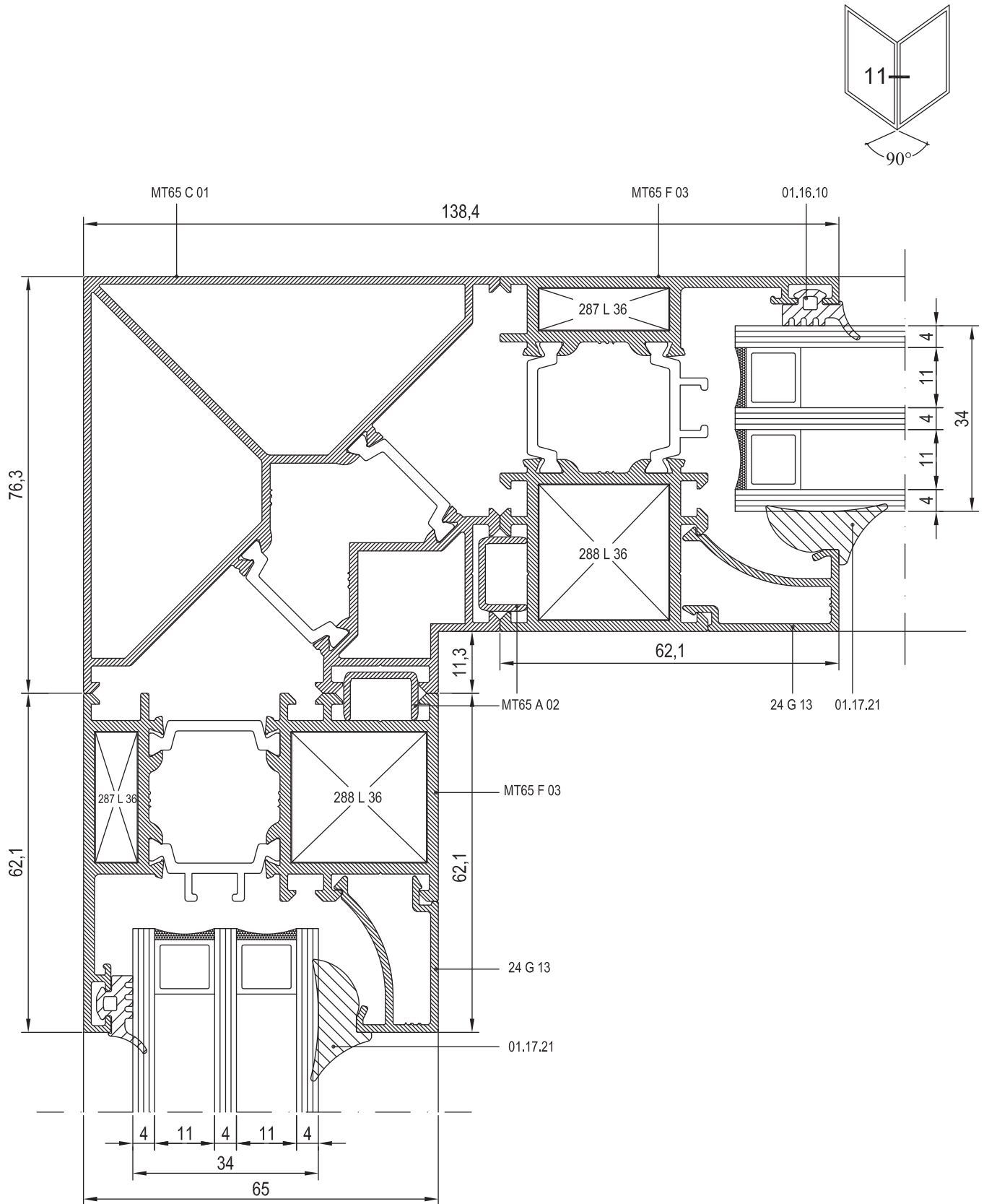
17

18

19

20





11

12

13

14

15

16

17

18

19

20



11

12

13

14

15

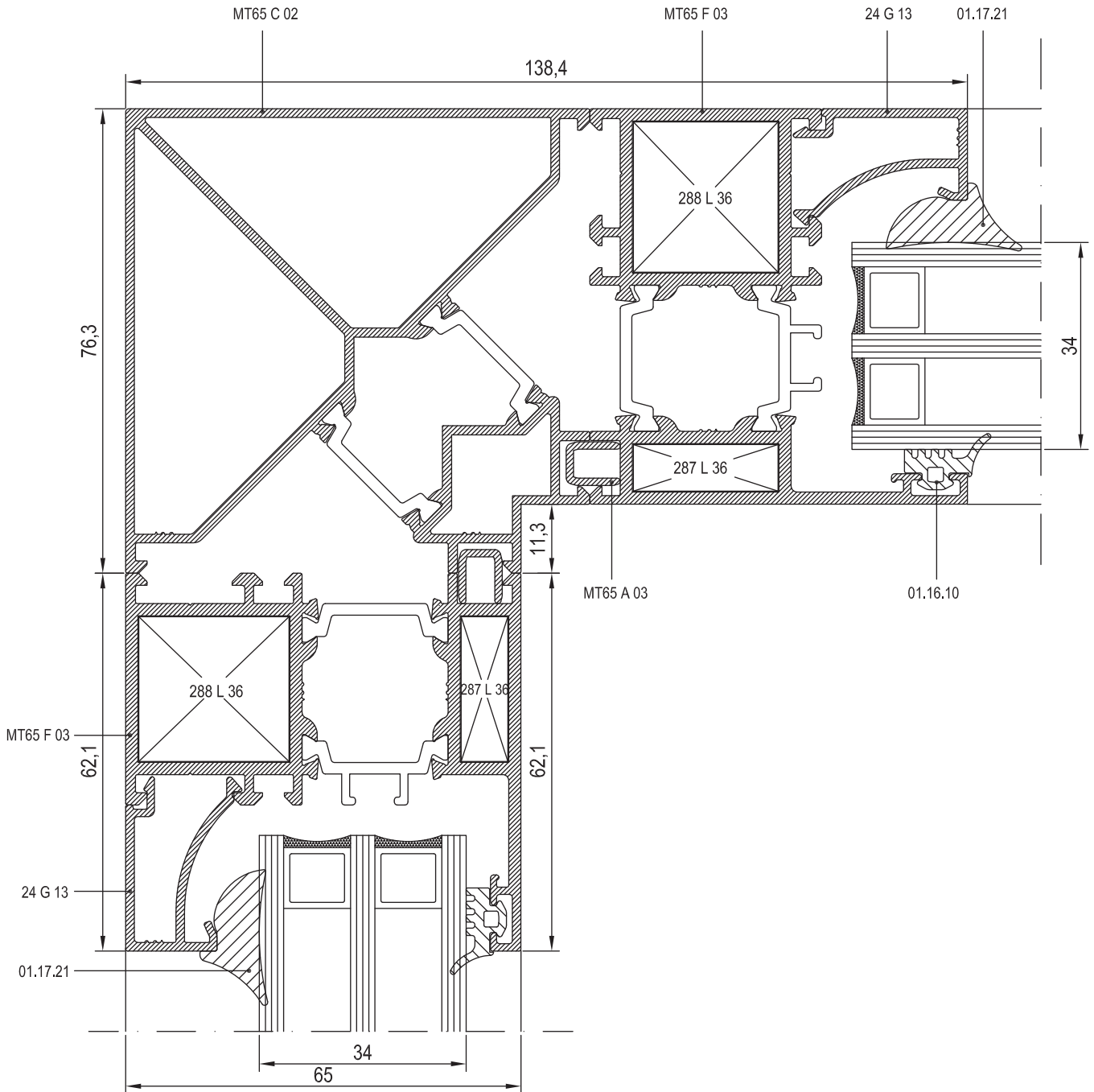
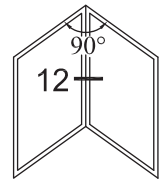
16

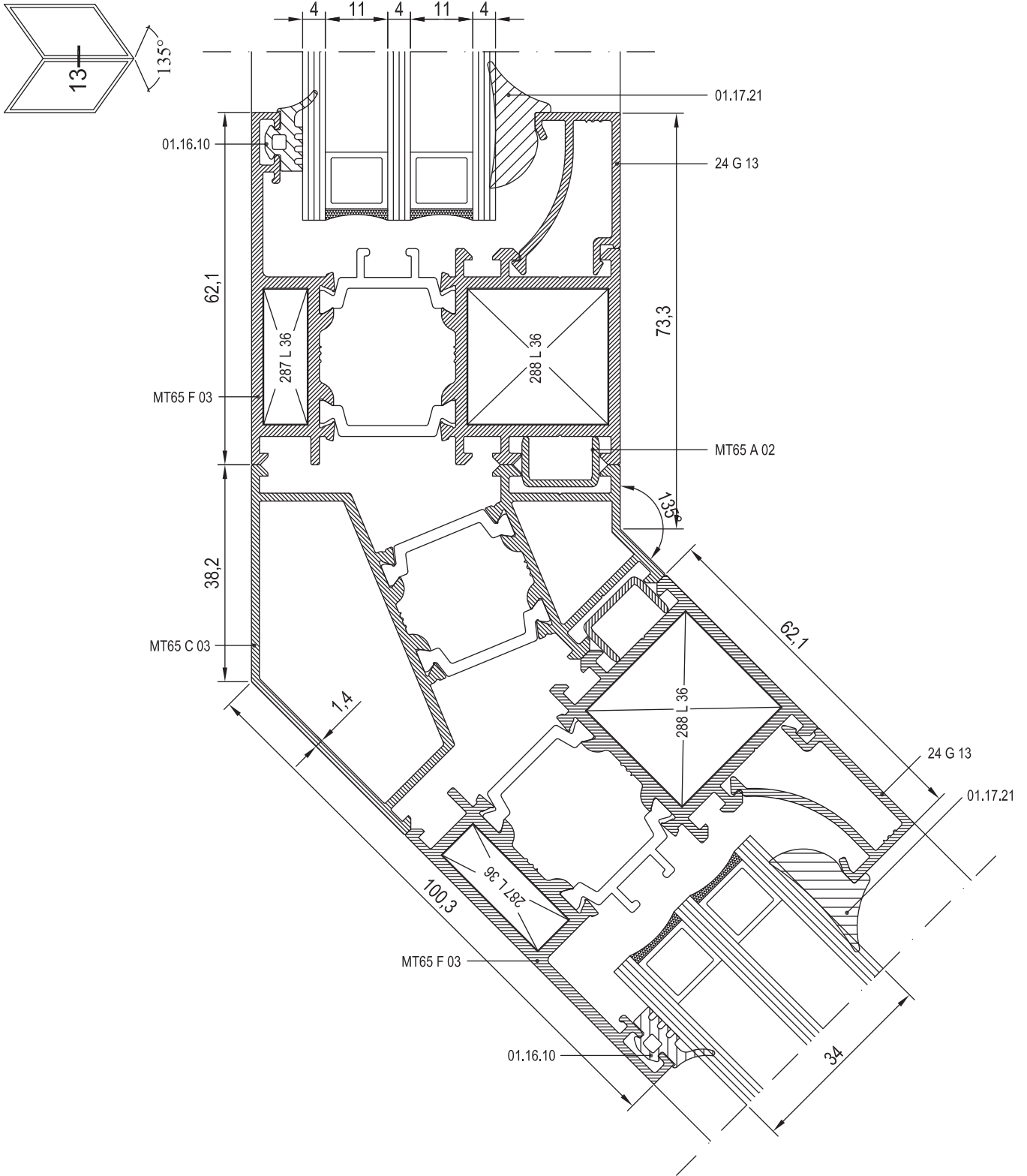
17

18

19

20





11

12

13

14

15

16

17

18

19

20



11

12

13

14

15

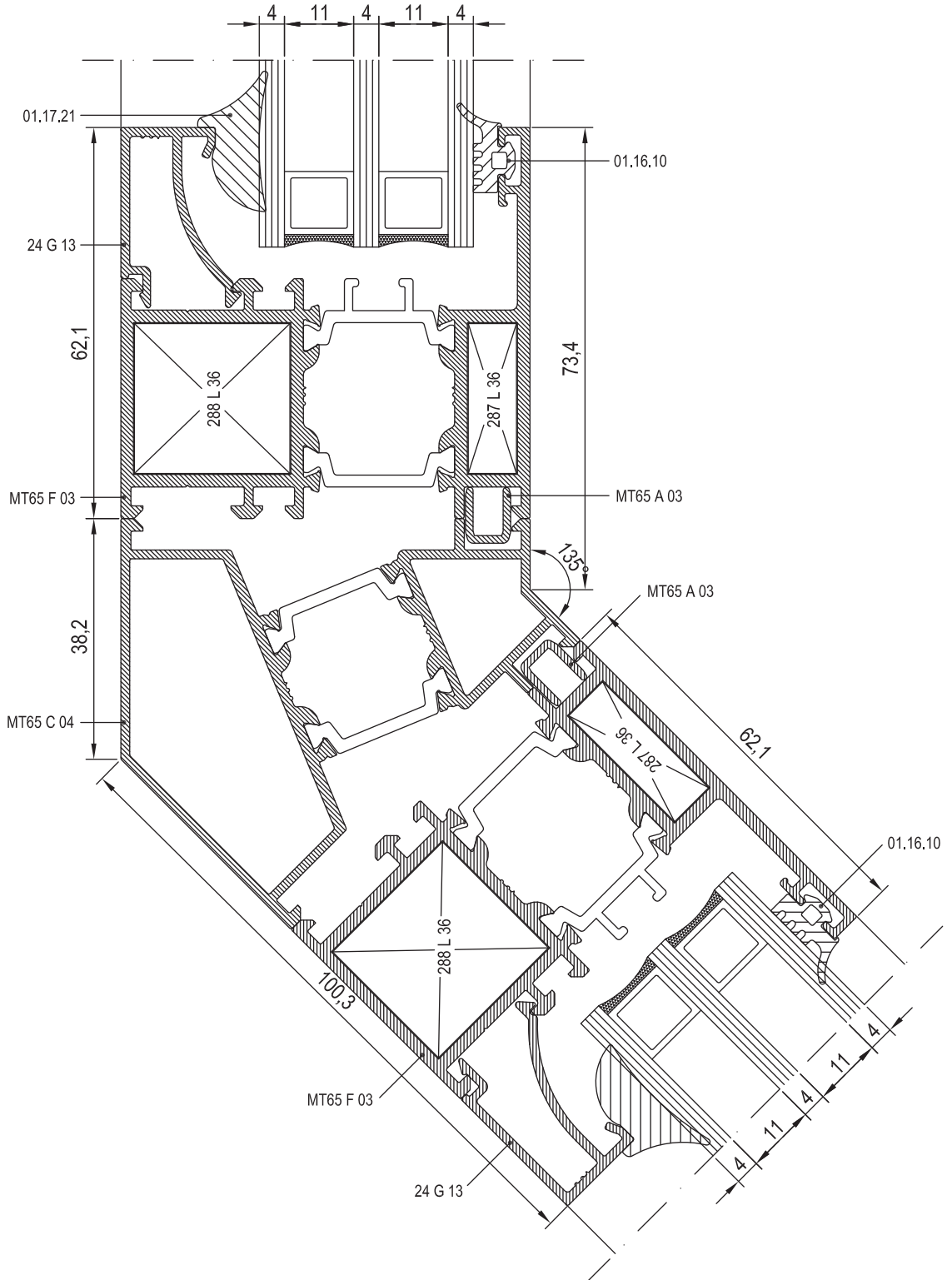
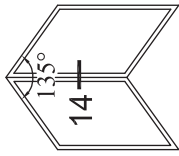
16

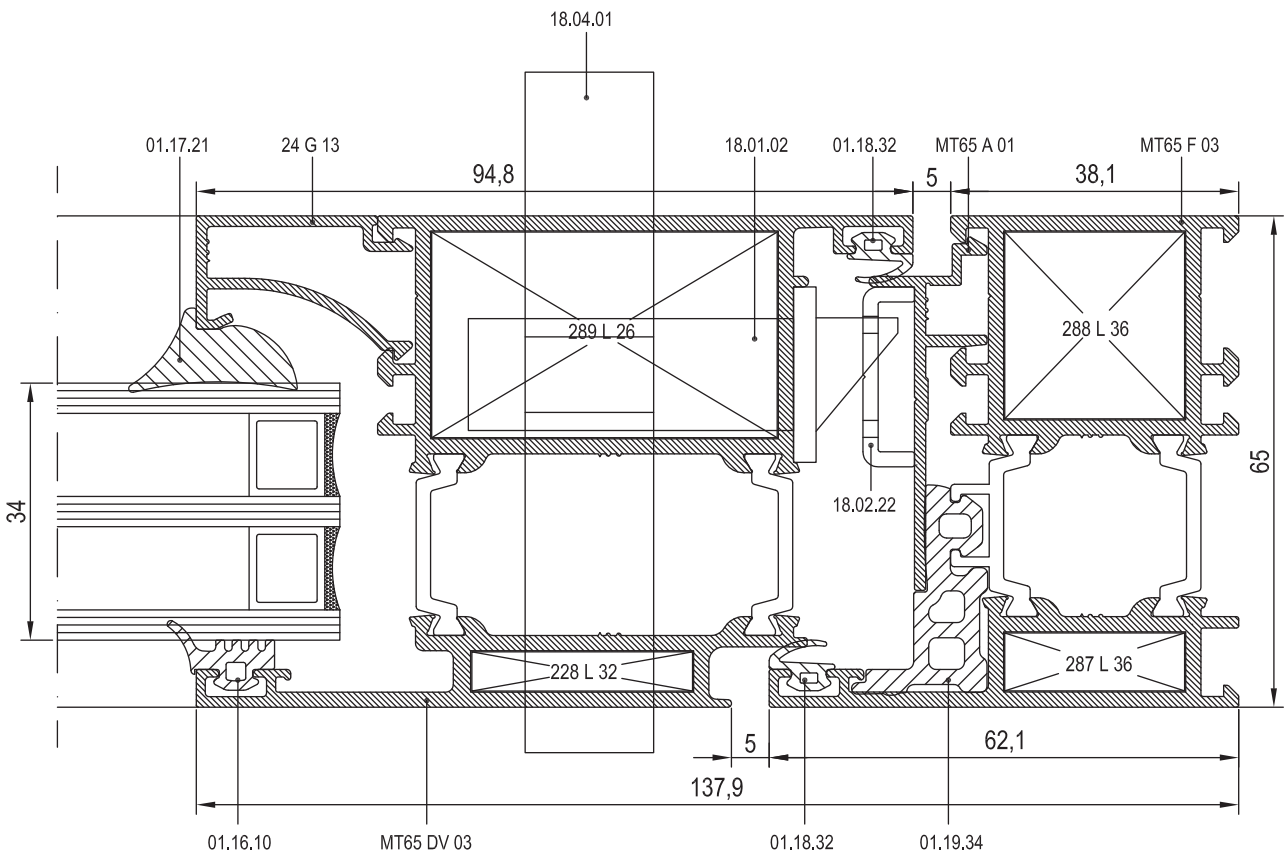
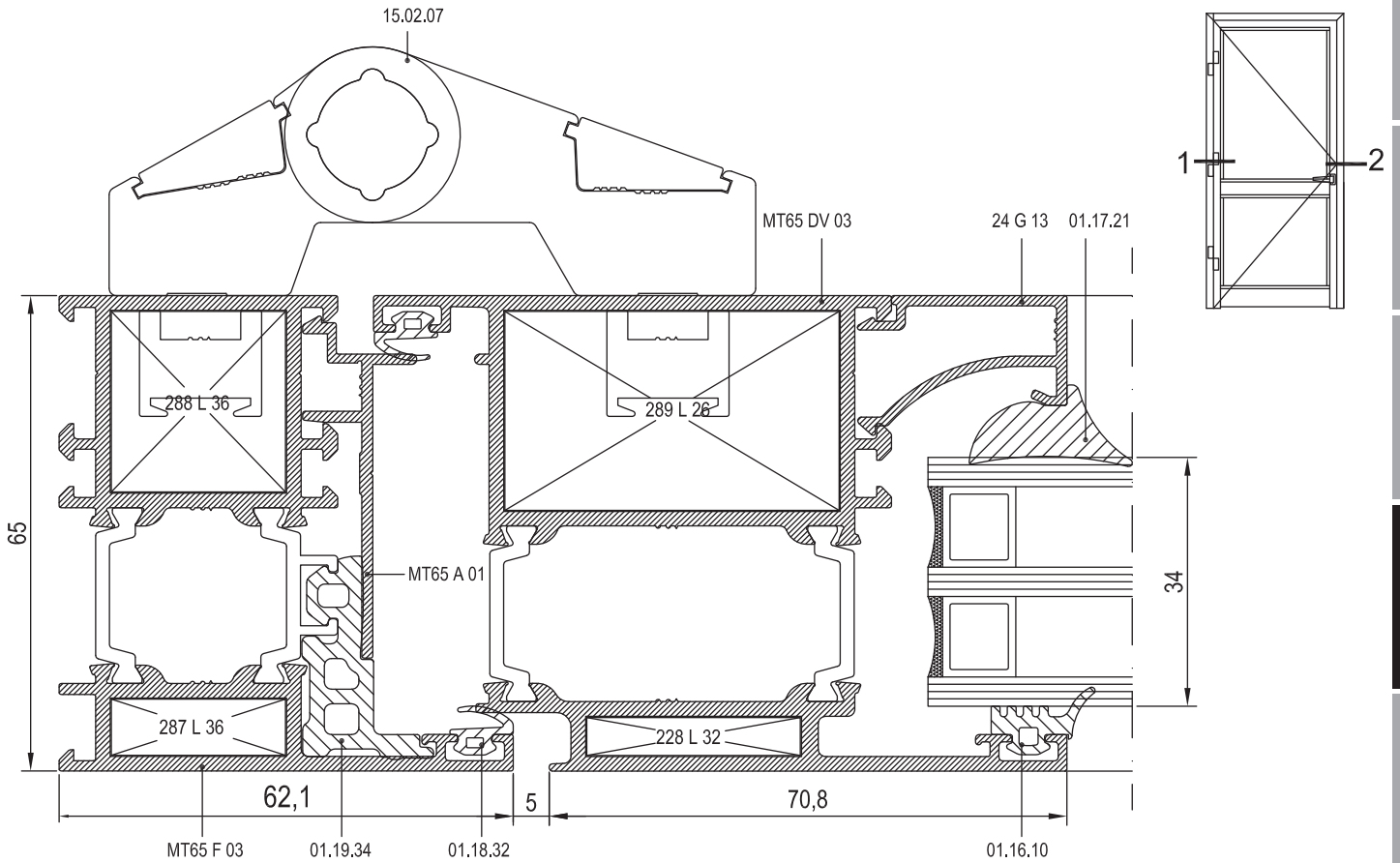
17

18

19

20

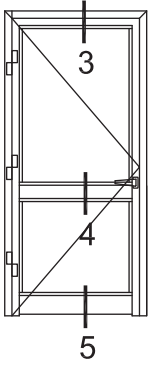




11
12
13
14
15
16
17
18
19
20



11



12

13

14

15

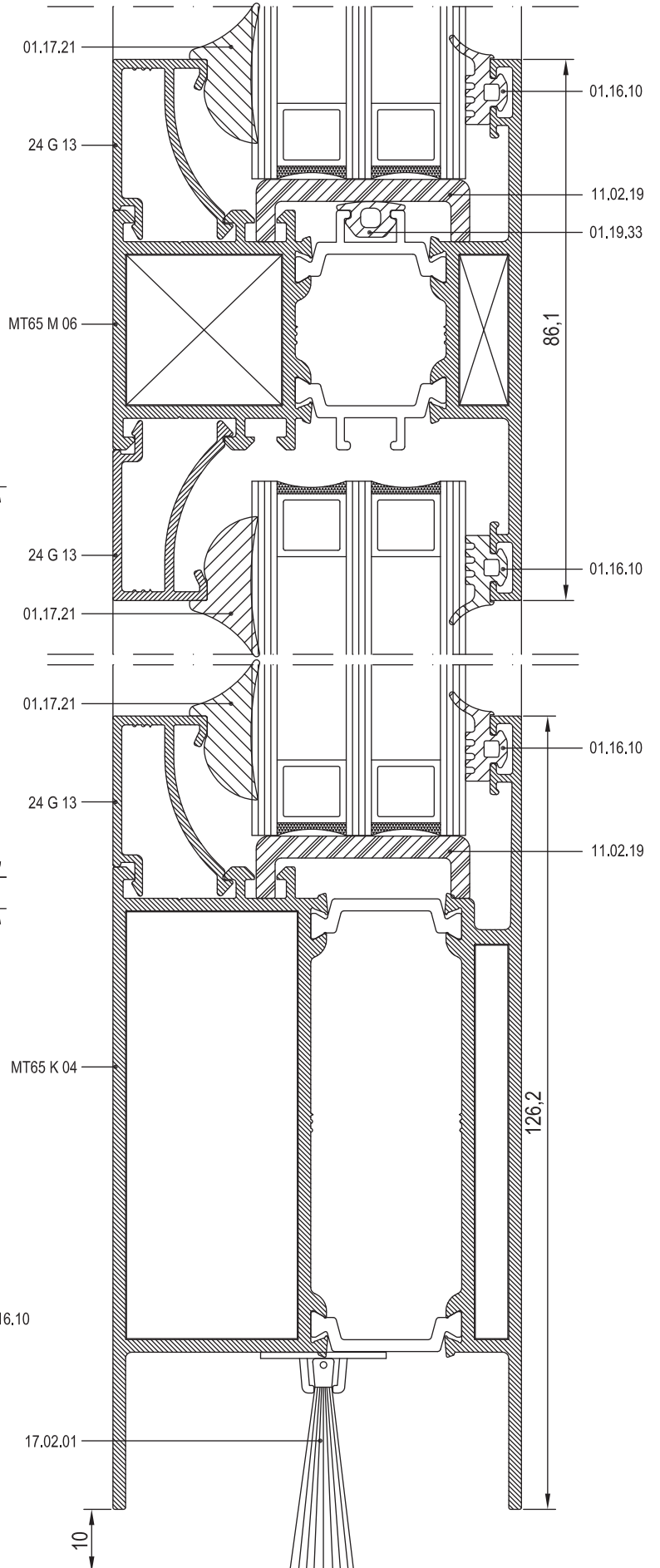
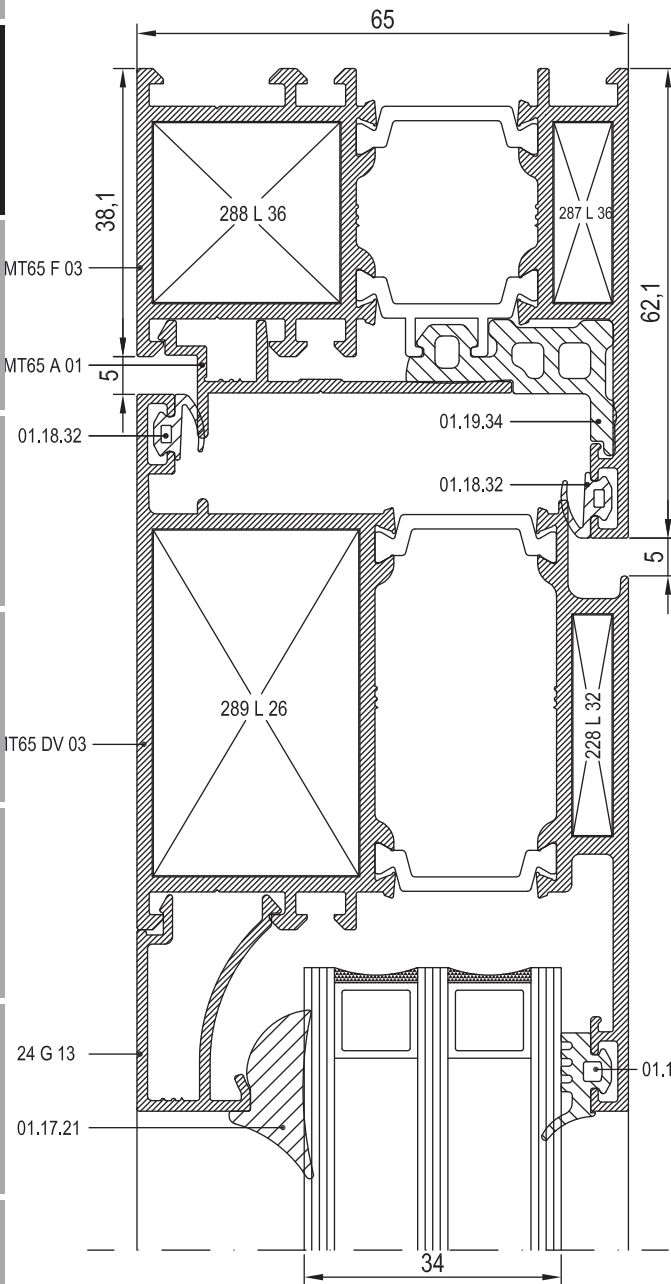
16

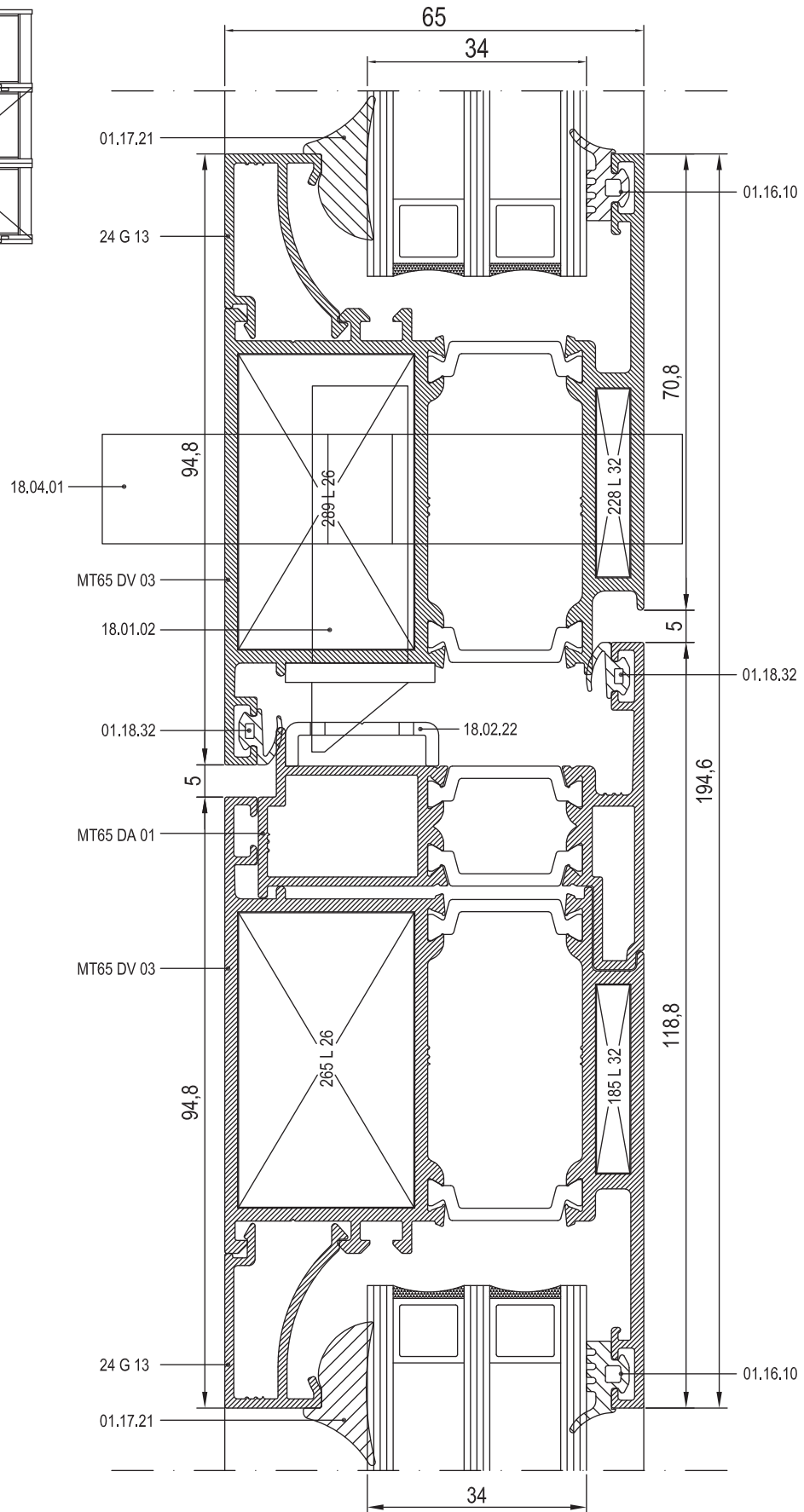
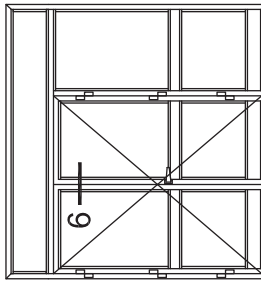
17

18

19

20





11

12

13

14

15

16

17

18

19

20



11

12

13

14

15

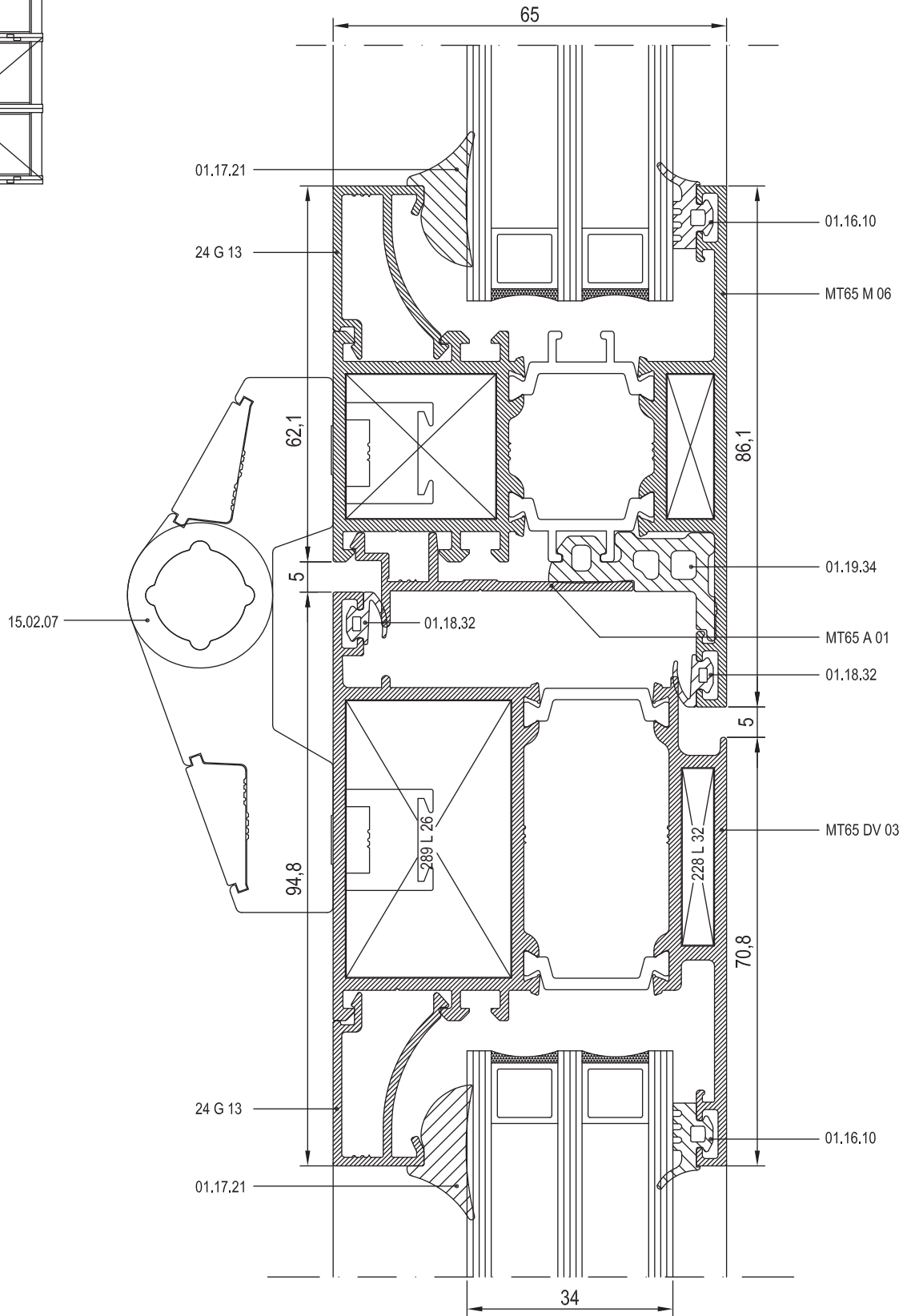
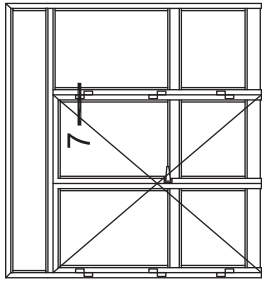
16

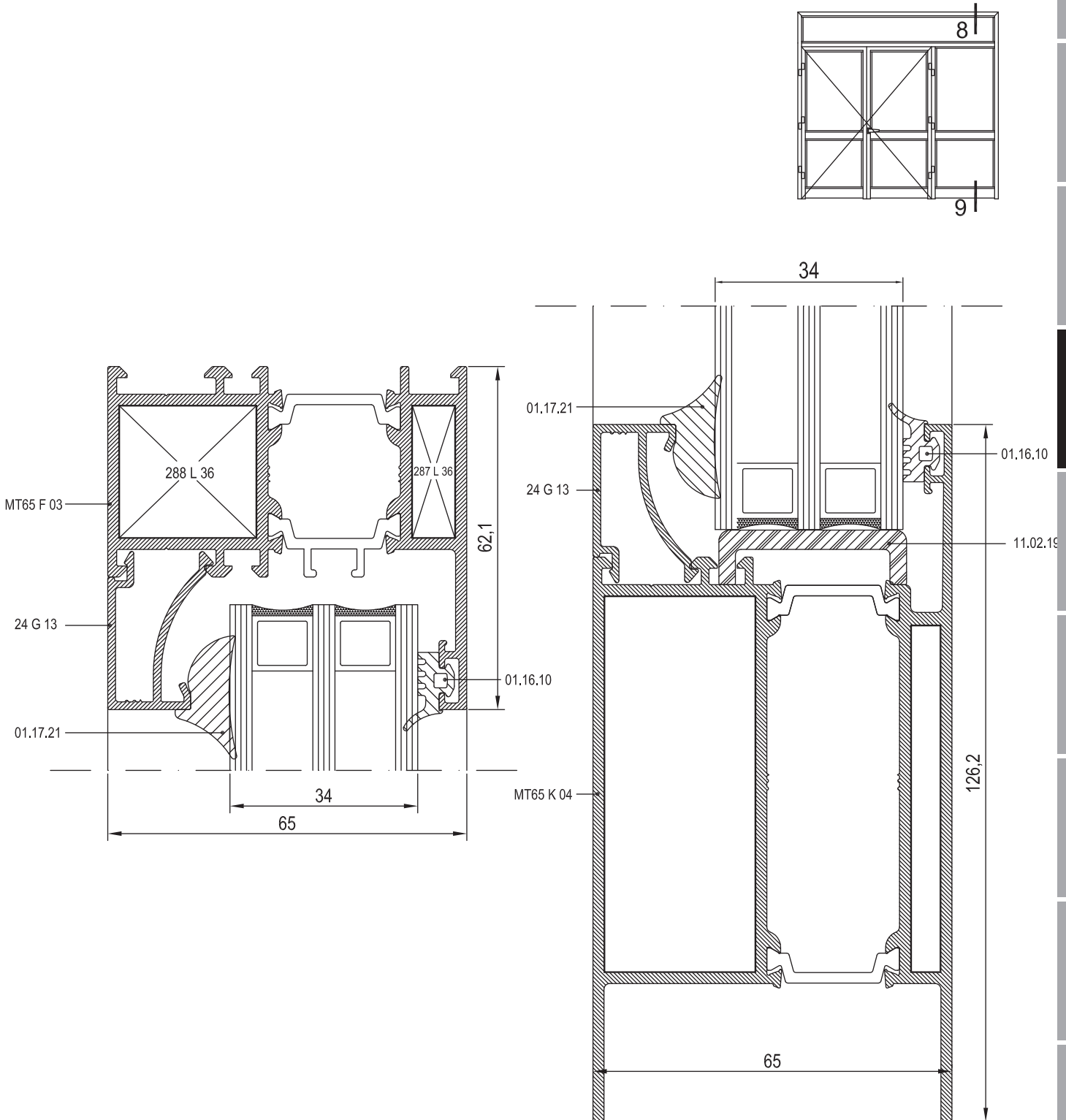
17

18

19

20





11

12

13

14

15

16

17

18

19

20



11

12

13

14

15

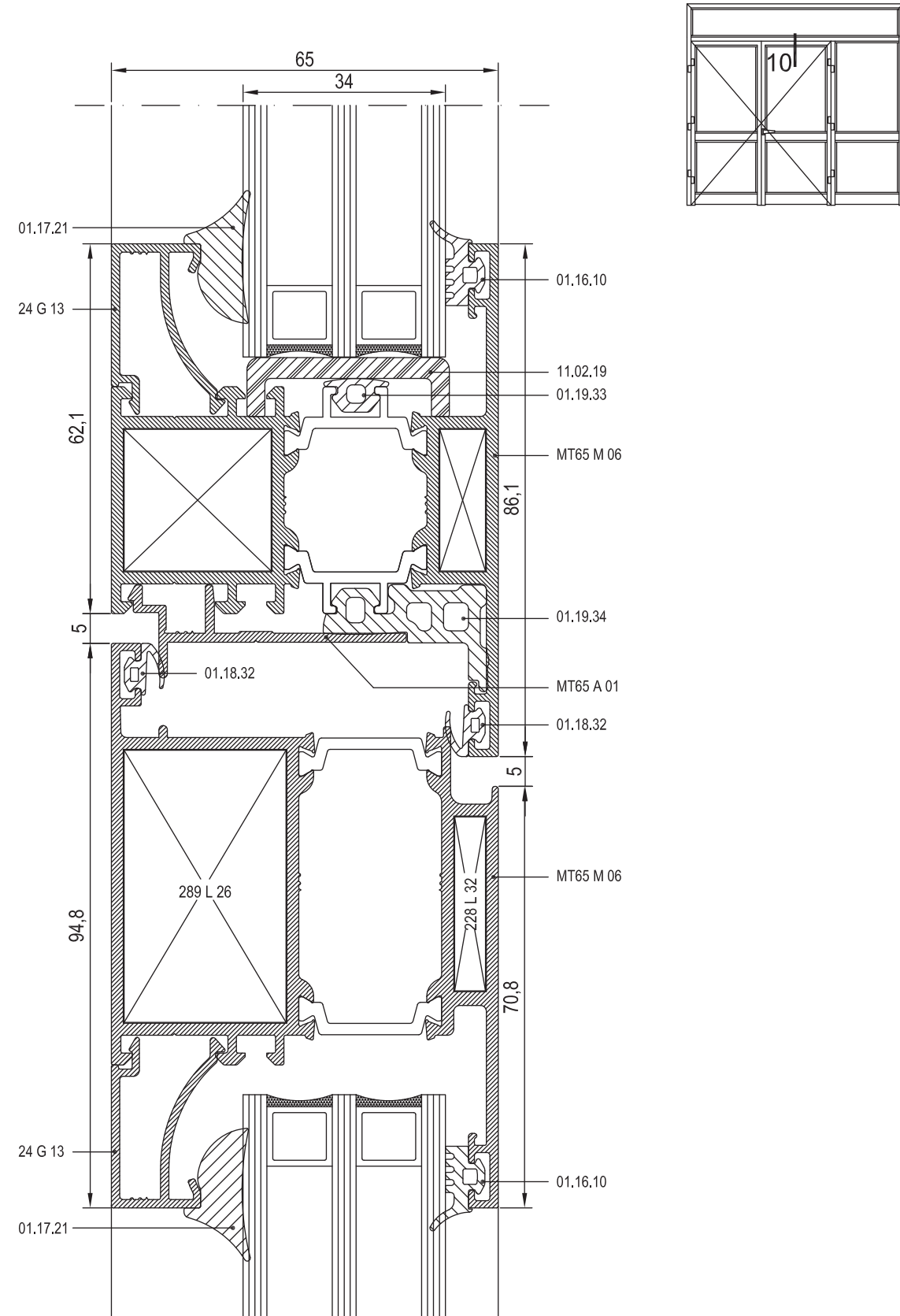
16

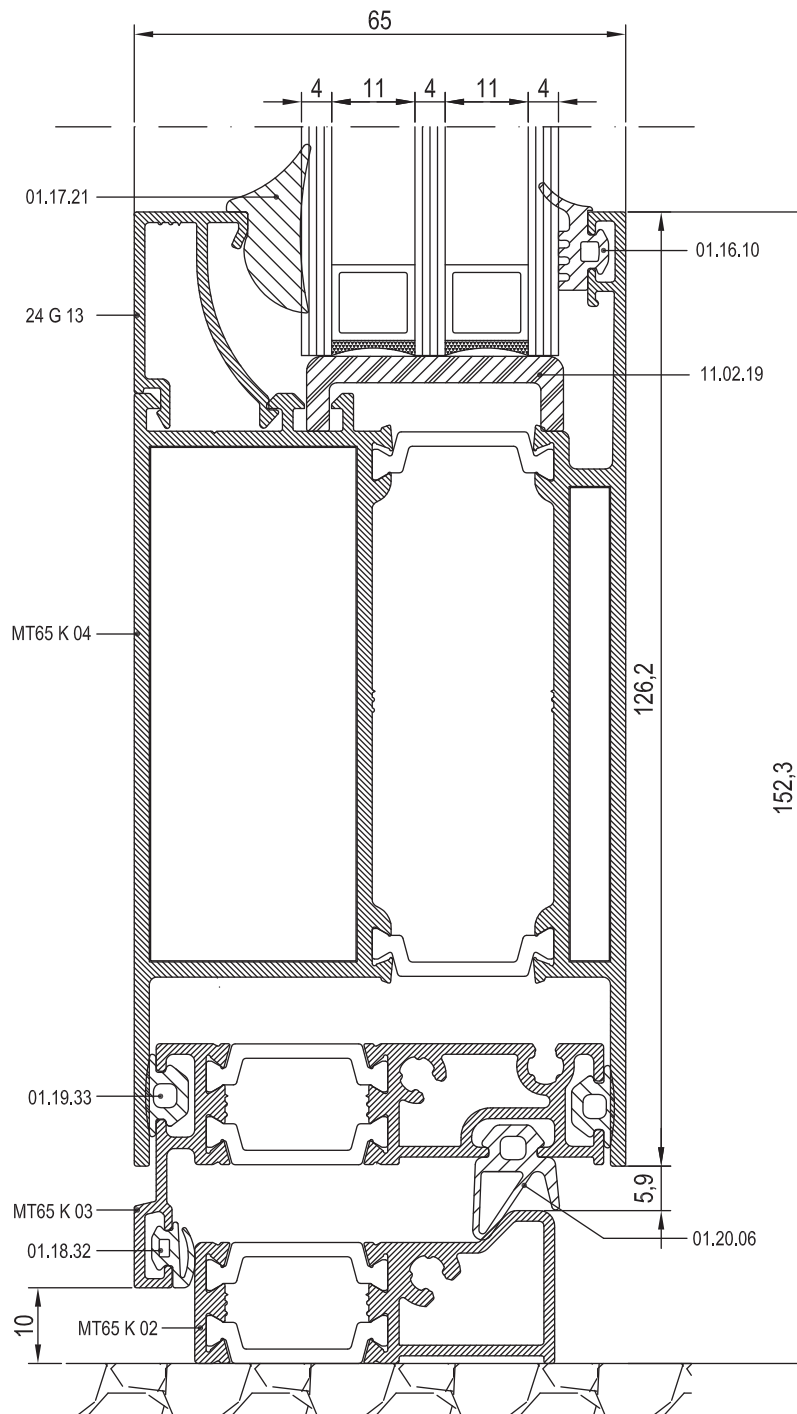
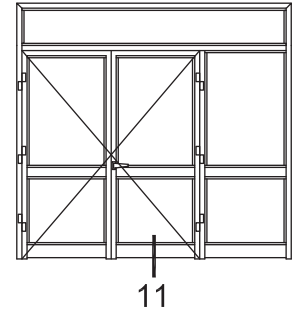
17

18

19

20





11

12

13

14

15

16

17

18

19

20



11

12

13

14

15

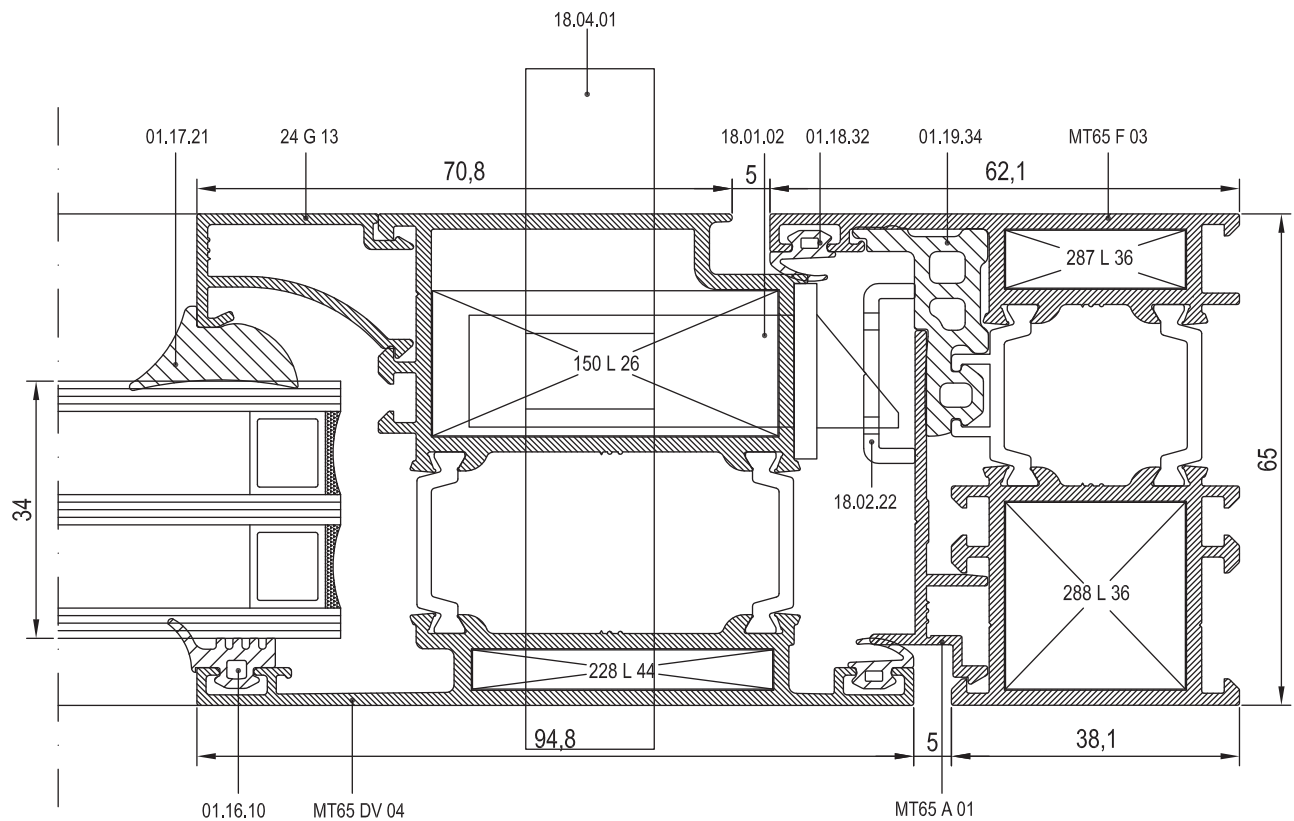
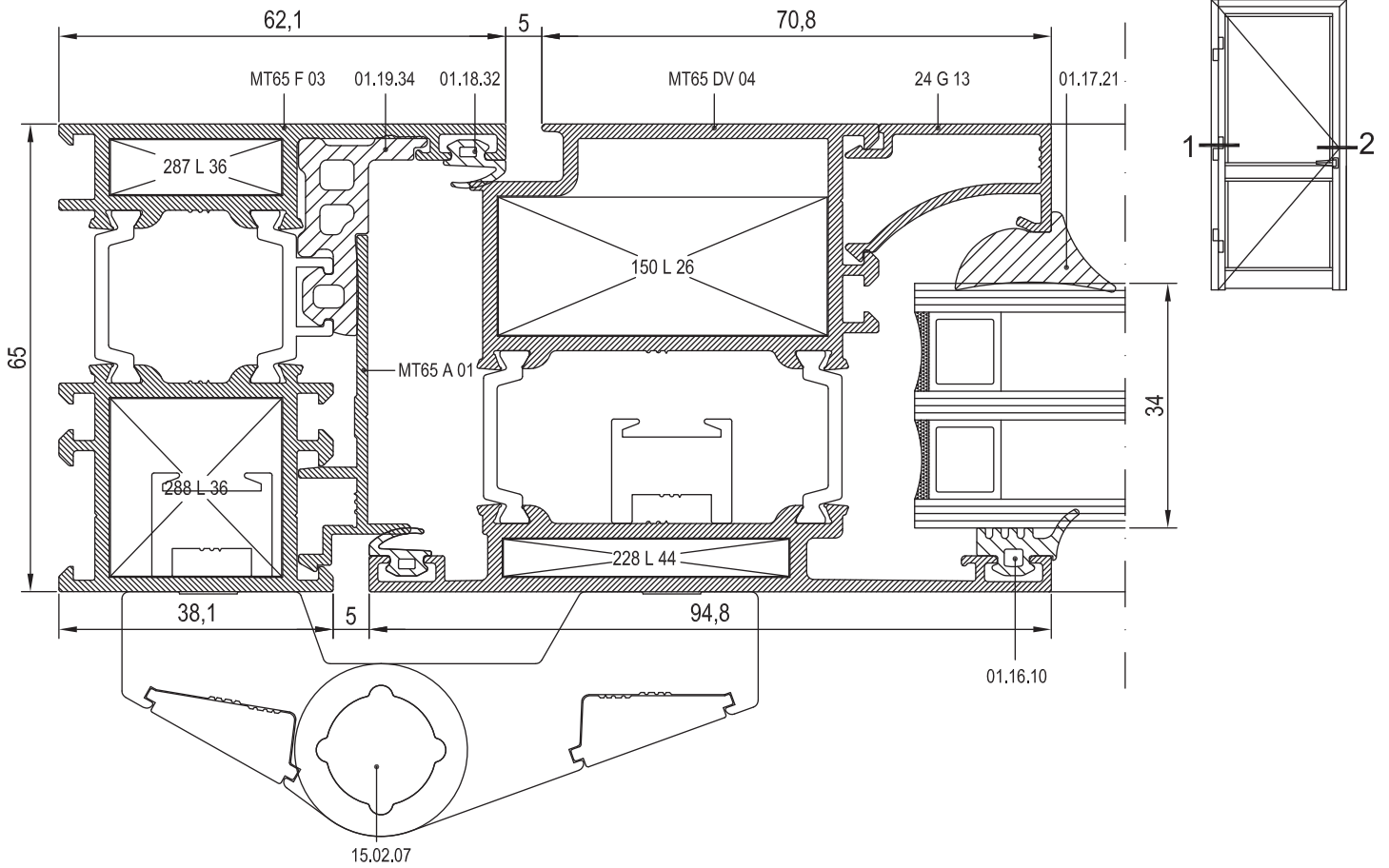
16

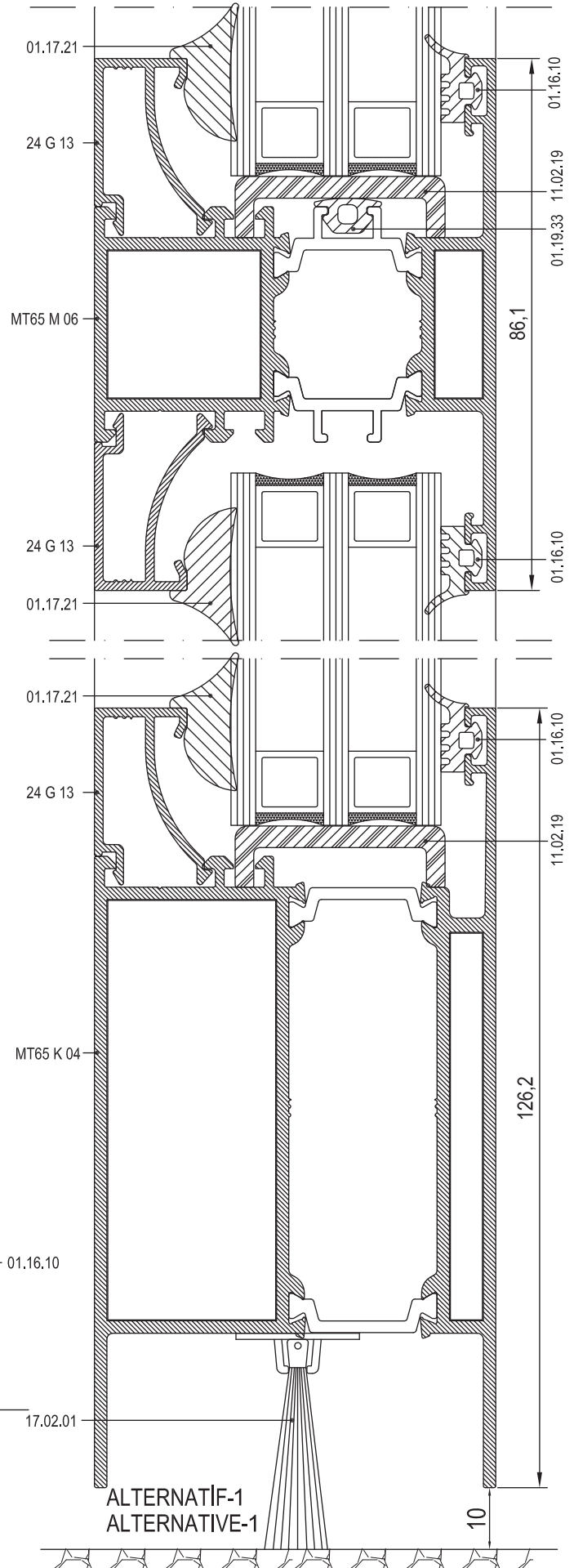
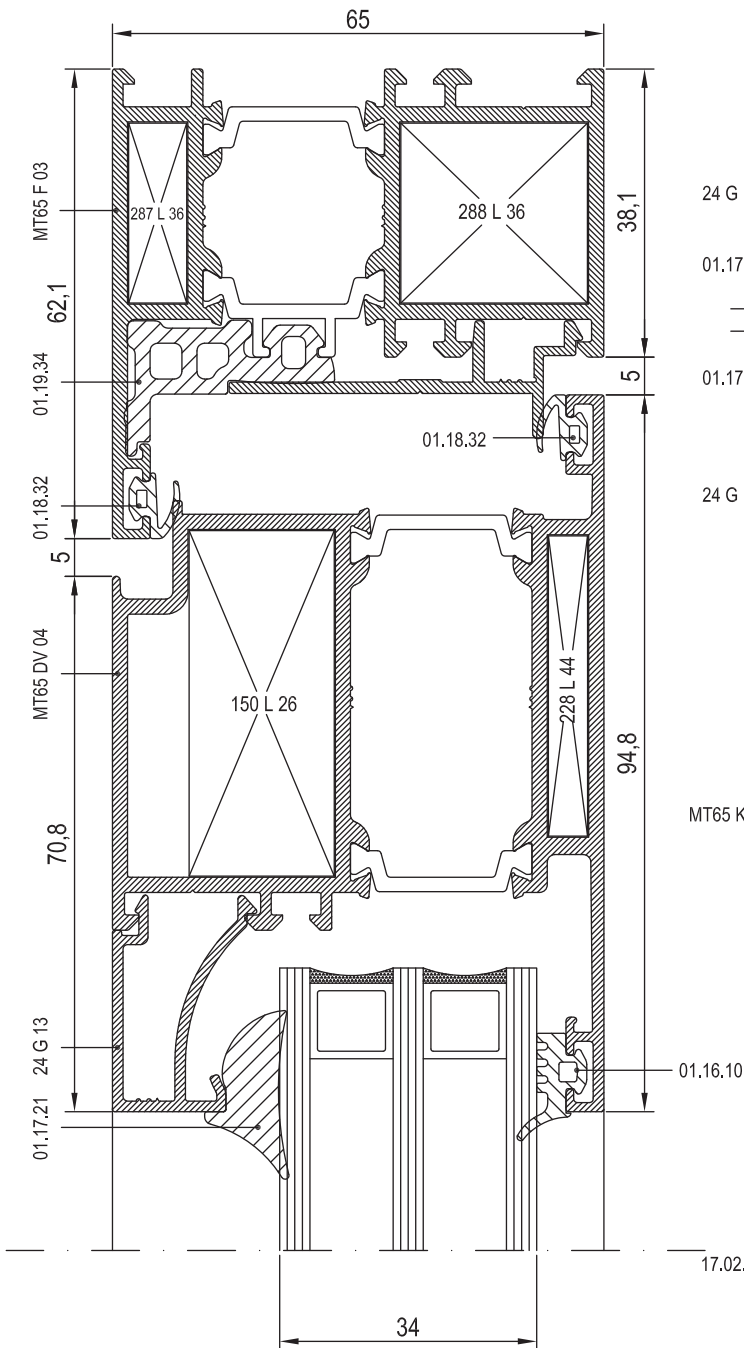
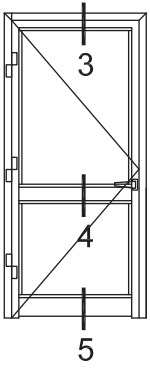
17

18

19

20





- 11
- 12
- 13
- 14
- 15
- 16
- 17
- 18
- 19
- 20



11

12

13

14

15

16

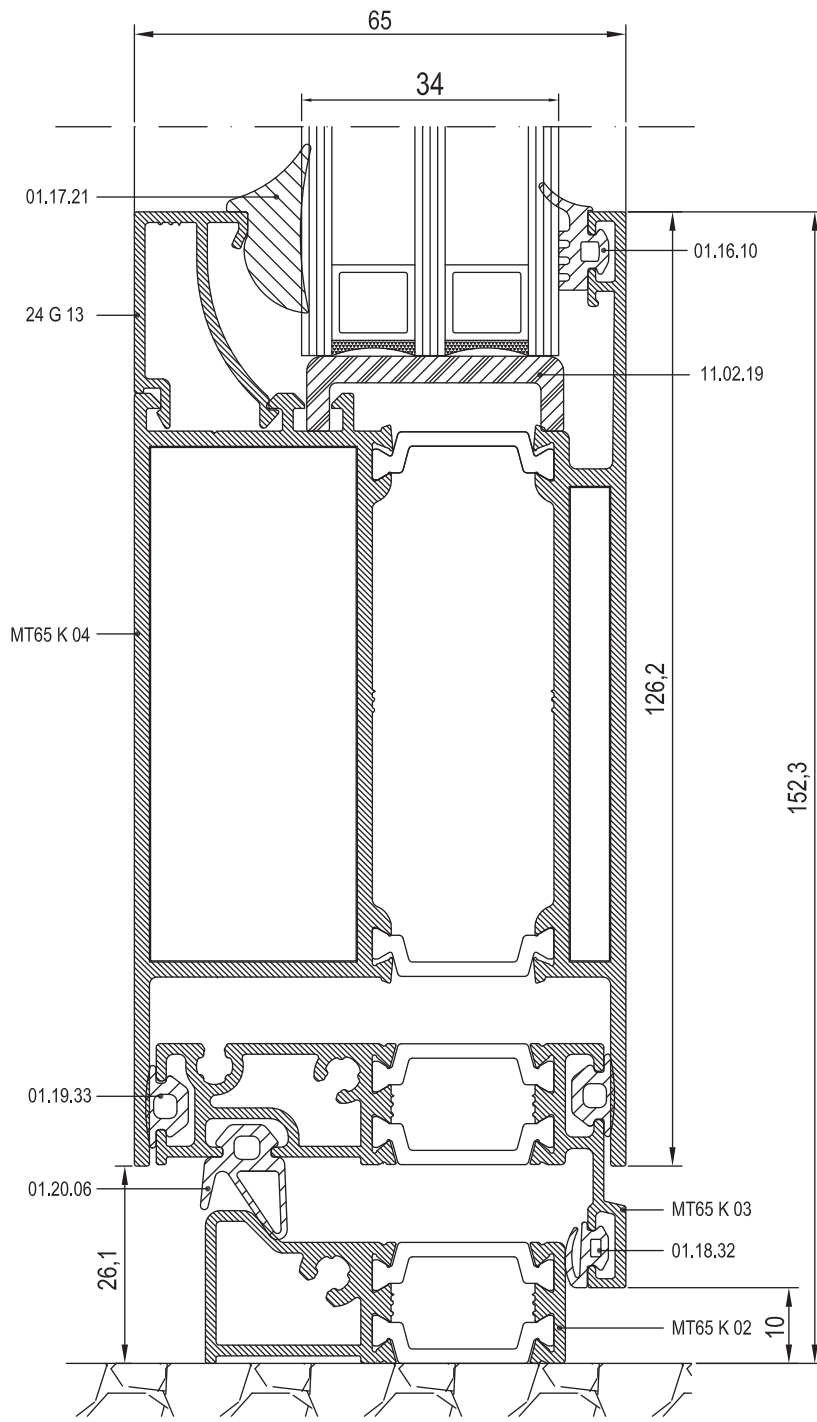
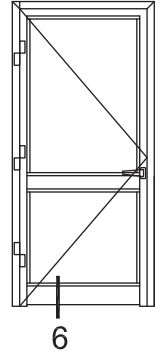
17

18


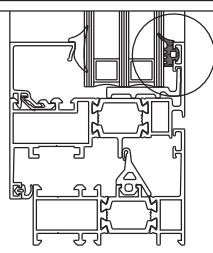

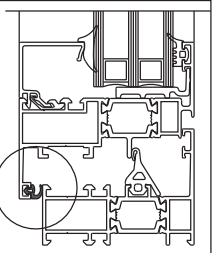

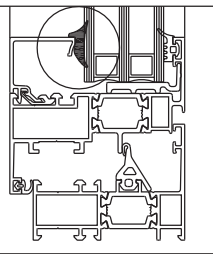

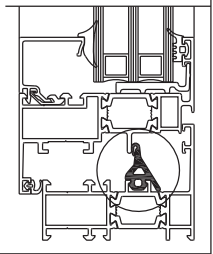

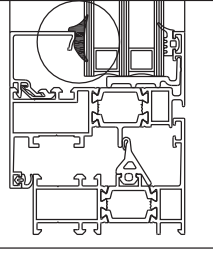

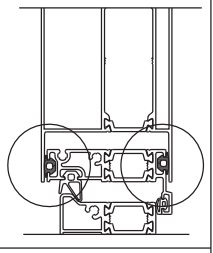

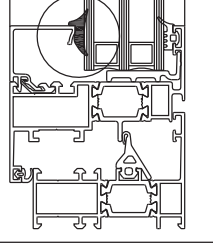
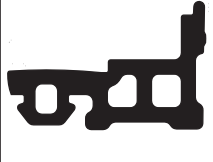
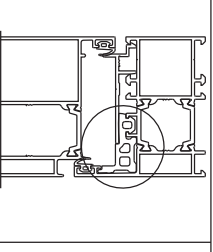

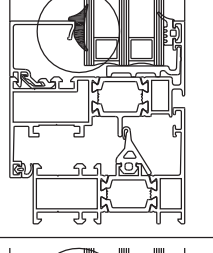

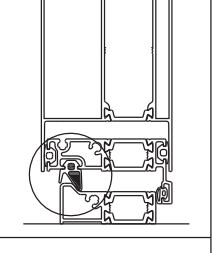

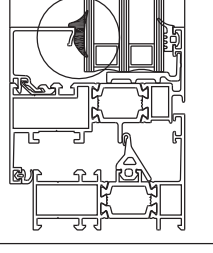

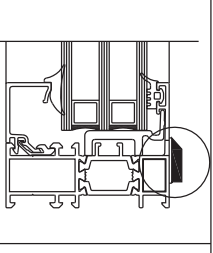

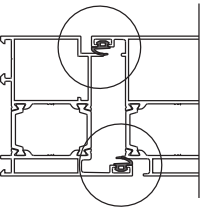
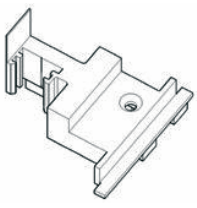
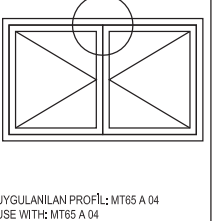
19

20

ALTERNATİF-2
ALTERNATIVE-2



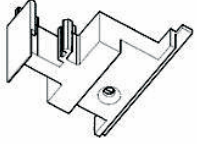


	01.16.10 DIŞ CAM FİTİLİ GLAZING GASKET (OUTSIDE) EPDM 62 gr/m			01.18.33 İÇ BİNİ FİTİLİ ACOUSTICAL GASKET EPDM 28 gr/m		11
	01.17.05 İÇ CAM FİTİLİ GLAZING GASKET (INSIDE) EPDM 60 gr/m			01.19.32 ADAPTÖR FİTİLİ ADAPTER GASKET EPDM 137 gr/m		12
	01.17.14 İÇ CAM FİTİLİ GLAZING GASKET (INSIDE) EPDM 86 gr/m			01.19.33 ADAPTÖR FİTİLİ ADAPTER GASKET EPDM 38 gr/m		13
	01.17.15 İÇ CAM FİTİLİ GLAZING GASKET (INSIDE) EPDM 107 gr/m			01.19.34 ADAPTÖR FİTİLİ ADAPTER GASKET EPDM 229 gr/m		14
	01.17.20 İÇ CAM FİTİLİ GLAZING GASKET (INSIDE) EPDM 57 gr/m			01.20.06 EŞİK FİTİLİ THRESHOLD GASKET EPDM 85 gr/m		15
	01.17.21 İÇ CAM FİTİLİ GLAZING GASKET (INSIDE) EPDM 166 gr/m			04.02.02 TAHLİYE KAPAĞI DRAINAGE COVER		16
	01.18.32 BİNİ FİTİLİ ACOUSTICAL GASKET EPDM 33 gr/m			04.06.38 ADAPTÖR KAPAĞI (ÜST) ADAPTER CAP (UP) SİYAH BLACK		17
						18
						19
						20

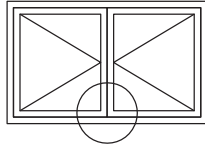
UYGULANILAN PROFİL: MT65 A 04
USE WITH: MT65 A 04



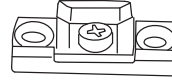
11



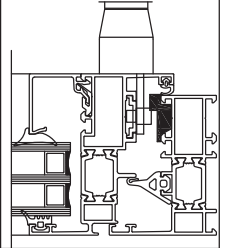
04.06.39
ADAPTÖR KAPAĞI (ALT)
ADAPTER CAP (DOWN)
SİYAH
BLACK



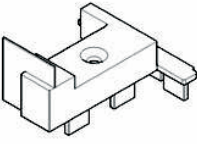
UYGULANILAN PROFİL: MT65 A 04
USE WITH: MT65 A 04



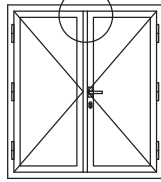
07.09.01
AYARLI PİM KARŞILIĞI
LOCK PLATE



12



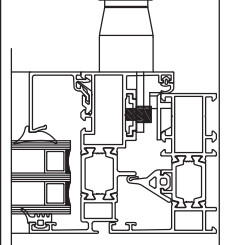
04.06.40
ADAPTÖR KAPAĞI (ÜST)
ADAPTER CAP (UP)
SİYAH
BLACK



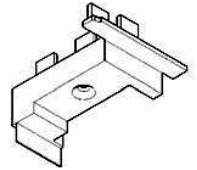
UYGULANILAN PROFİL: MT65 DA 01 ve DA 02
USE WITH: MT65 DA 01 ve DA 02



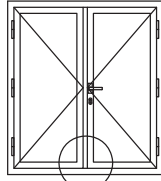
07.13.02
ORTA GÖBEK PİMİ
CENTRAL LOCK PIN



13



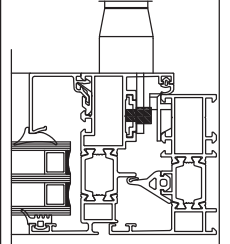
04.06.41
ADAPTÖR KAPAĞI (ALT)
ADAPTER CAP (DOWN)
SİYAH
BLACK



UYGULANILAN PROFİL: MT65 DA 01 ve DA 02
USE WITH: MT65 DA 01 ve DA 02



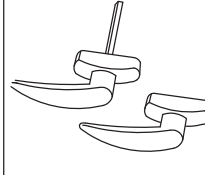
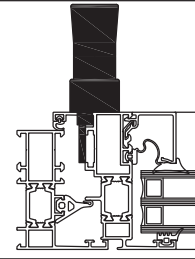
07.13.03
TİJ PİM
LOCK PIN



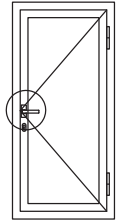
14



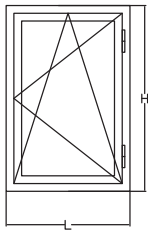
07.05.12
İSPANYOLET KOL ÇİFT DİLLİ
WINDOW HANDLE
SİYAH-BEYAZ-GRİ
BLACK-WHITE-GREY



07.14.04
KAPI KOLU (İTHAL)
DOOR HANDLE
SİYAH-BEYAZ-GRİ
BLACK-WHITE-GREY

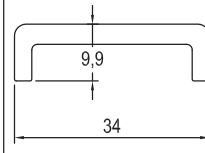


15

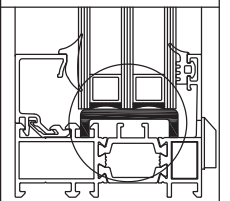


07.06.60.
ÇİFT AÇILIM MEKANİZMASI
TILT AND TURN MECANISIM
SİYAH-GRİ
BLACK-GREY


GENİŞLİK: 570~1000 mm
WIDTH: 570~1000 mm
YÜKSEKLİK: 400~1200 mm
HEIGHT: 400~1200 mm



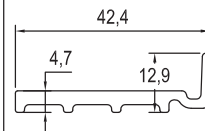
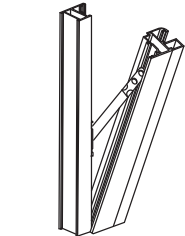
11.02.19
CAM TAKOZU
GLASS WEDGE
SİYAH
BLACK



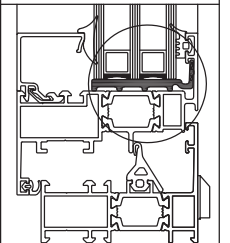
17



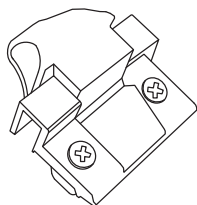
07.07.02
VASİSTAS MAKAS
VASİSTAS ACCESSORY
SİYAH-BEYAZ-GRİ
BLACK-WHITE-GREY



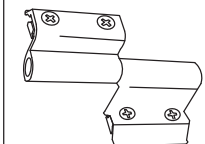
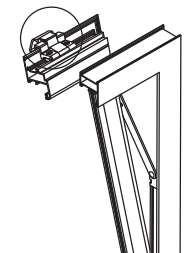
11.02.20
CAM TAKOZU
GLASS WEDGE
SİYAH
BLACK



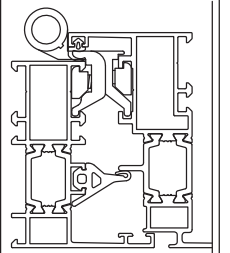
18



07.08.01
VASİSTAS MANDALI
VASİSTAS SPRING
SİYAH-BEYAZ
BLACK-WHITE



15.01.08
PENCERE MENTEŞESİ
WINDOW HINGE
SİYAH-BEYAZ-GRİ-ELOKSAL
BLACK-WHITE-GREY-ANODISED



19

20



	<p>15.02.07 KAPAZLAMA MENTEŞE (2'Lİ) DOOR HINGE SİYAH-BEYAZ-GRİ BLACK-WHITE-GREY</p>			<p>18.03.01 KAPI ALT-ÜST KİLİTLEME BOLT LOCK</p>							
	<p>15.02.09 KAPI MENTEŞESİ DOOR HINGE SİYAH-BEYAZ-GRİ-ELOKSAL BLACK-WHITE-GREY-ANODISED</p>		<table border="1" data-bbox="873 759 1003 812"> <thead> <tr> <th>A</th> <th>B</th> <th>L</th> </tr> </thead> <tbody> <tr> <td>35</td> <td>45</td> <td>90</td> </tr> </tbody> </table>	A	B	L	35	45	90	<p>18.04.01 BAREL CYLINDER KROM-NİKEL CHROME-NICKEL</p>	
A	B	L									
35	45	90									
	<p>17.02.01 KAPI ALTI FIRÇASI BRUSH 1 Mt</p>			<p>18.05.02 BAREL AYNASI CYLINDER COVER SİYAH-BEYAZ BLACK-WHITE</p>							
<p>16 30</p>	<p>18.01.01 MAKARALI KİLİT MORTISE LOCK (with roller) STANDART STANDARD</p>										
<p>16 30</p>	<p>18.01.02 DİLLİ KİLİT MORTISE LOCK STANDART STANDARD</p>										
	<p>18.02.22 DİLLİ KİLİT KARŞILIĞI FOREND SİYAH-BEYAZ-ELOKSAL BLACK-WHITE-ANODISED</p>										
	<p>18.02.23 MAKARALI KİLİT KARŞILIĞI FOREND (for lock with roller) SİYAH-BEYAZ-ELOKSAL BLACK-WHITE-ANODISED</p>										

11

12

13

14

15

16

17

18

19

20

RESCARA SİSTEM

RESCARA SYSTEM

Aluminyum Kapı Pencere ve Giydirme Cephe Sistemleri
Aluminium Window Doors and Facade Systems

11



12

13

14

15

16

17

18

19

20